

**SECOND FLOOR DIMENSION PLAN**  
1/8"=1'-0"

I:\Server\Project\2016\1301\_Fargo\_VA\_Health\_Care\_System\10\_Bldg\_46\_2nd\_Floor\2016\Plan\_Specialties.dwg, Nov 22, 2016 - 10:13am

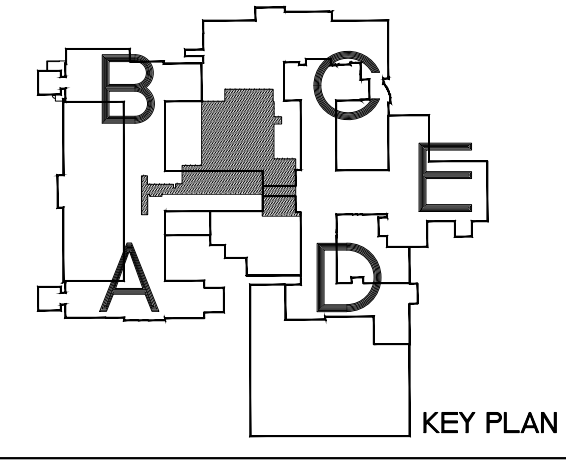
Revisions	Date

Dept. of Veterans Affairs  
Health Care System  
2101 Elm Street North  
Fargo, ND 58102

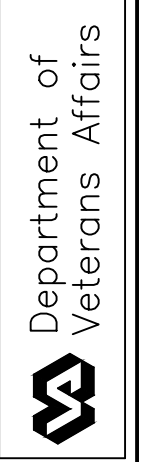
IMAGE GROUP  
IMAGE GROUP INC.  
403 CENTER AVENUE, SUITE 300  
MOORHEAD, MN 56560

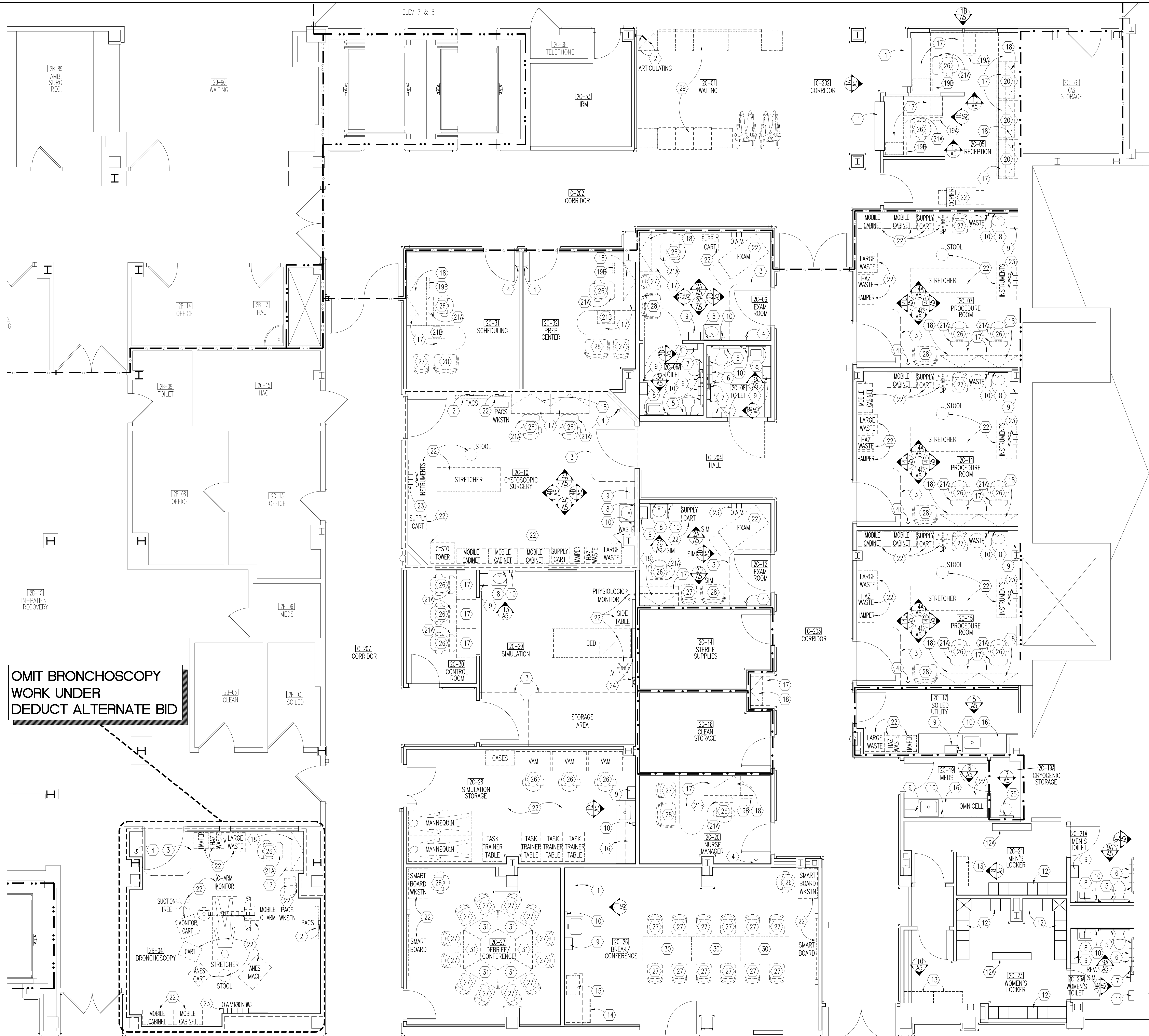
MAGE GROUP INC. Architecture & Interiors  
TRIO ENVIRONMENTAL, Environmental Consultants  
OSBERMILLER NELSON ENGINEERING, Mechanical Engineers  
MEN ENGINEERING, Electrical Engineers

I hereby certify that this plan specification, or report was prepared by me or under my direct supervision, and that I am duly Registered Architect under the laws of the State of North Dakota.  
*Russell Murray*  
Date 07/29/16 Reg. No. 378



Drawing Title <b>SECOND FLOOR DIMENSION PLAN</b>		Project Title <b>RENOVATE 2ND FLOOR, BLDG 46 FOR MEDICAL SPECIALTIES</b>		Date <b>JULY 29, 2016</b>
VA Project No. <b>437-14-110</b>	Contract No. <b>VA263-P-1217</b>	Designed By <b>RM</b>	Checked By <b>RM</b>	Scale <b>1/8"=1'-0"</b>
Building No. <b>46</b>	Autocad File Name <b>Plan_Second.dwg</b>	Drawn By <b>AH</b>	Localn <b>FARGO VA HEALTH CARE SYSTEM FARGO, ND</b>	Drawing No. <b>A2.1</b>
				Dwg. 5 of 36





**EQUIPMENT NOTES**

**GENERAL NOTES**

1. CONTRACTOR SHALL VERIFY, COORDINATE AND PROVIDE ALL UTILITIES REQUIRED FOR BOTH VA-INSTALLED EQUIPMENT AND CONTRACTOR-INSTALLED EQUIPMENT.
2. CONTRACTOR SHALL PROVIDE AND INSTALL BACKING AS REQUIRED FOR ALL WALL-MOUNTED ITEMS, BOTH VA-INSTALLED EQUIPMENT AND CONTRACTOR-INSTALLED EQUIPMENT.

**NOTE SYMBOLS LEGEND**

- 1 MILLWORK (CC)
- 2 TV/MONITOR (VV) AND BRACKET (CC)
- 3 CUBICLE CURTAIN TRACK (CC)
- 4 COAT HOOK (CC)
- 5 GRAB BAR (CC)
- 6 TOILET PAPER DISPENSER (CC)
- 7 SANITARY WASTE RECEPTACLE (CC)
- 8 MIRROR (CC)
- 9 PAPER TOWEL DISPENSER (CC)
- 10 SOAP DISPENSER (VC)
- 11 FEMINE PRODUCT DISPENSER (CC)
- 12 METAL LOCKERS (CC)
- 12A BENCH (CC)
- 13 METAL COAT RACK (CC)
- 14 REFRIGERATOR (VV)
- 15 MICROWAVE (VV)
- 16 STAINLESS STEEL MANUFACTURED CASEWORK (CC)
- 17 MODULAR WORK SURFACE (VV)
- 18 OVERHEAD BIN W/ TASK LIGHT & TACKABLE TILE BELOW, TYPICAL. MONITOR TILE AT CYSTOSCOPIC, EXAM AND PROCEDURE ROOMS. (VV)
- 19A BOX/BOX/FILE PEDESTAL (VV)
- 19B FILE/FILE PEDESTAL (VV)
- 20 LATERAL FILE (VV)
- 21A KEYBOARD TRAY (VV)
- 21B PENCIL TRAY (VV)
- 22 OWNER-FURNISHED AND INSTALLED EQUIPMENT (VV)
- 23 MED GAS OUTLET; SEE MECHANICAL.
- 24 INSTALL EXISTING HEADWALL AND BED LOCATOR SALVAGED FROM SEPARATE CONTRACT; SEE MECHANICAL AND ELECTRICAL. (VC)
- 25 GAS CYLINDER (VV) AND WALL BRACKET (CC)
- 26 TASK CHAIR (VV)
- 27 SIDE CHAIR (VV)
- 28 BARIATRIC SIDE CHAIR (VV)
- 29 GUEST SEATING (VV)
- 30 RECTANGULAR TABLE (VV)
- 31 TRAPEZOID NESTING TABLE (VV)

**OMIT BRONCHOSCOPY WORK UNDER DEDUCT ALTERNATE BID**

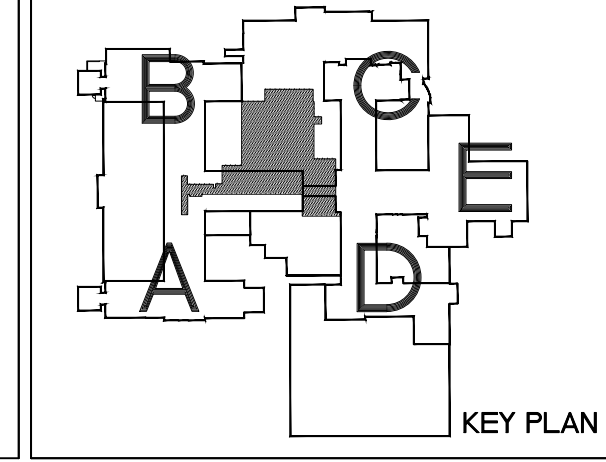
**SECOND FLOOR EQUIPMENT PLAN**  
1/4"=1'-0"

**Dept. of Veterans Affairs**  
Health Care System  
2101 Elm Street North  
Fargo, ND 58102

**IMAGE GROUP**  
IMAGE GROUP INC.  
403 CENTER AVENUE, SUITE 300  
MOORHEAD, MN 56560

**MAGE GROUP INC. Architecture & Interiors**  
**TRIO ENVIRONMENTAL, Environmental Consultants**  
**OSBERMILLER NELSON ENGINEERING, Mechanical Engineers**  
**MEN ENGINEERING, Electrical Engineers**

I hereby certify that this plan specification, or report was prepared by me or under my direct supervision, and that I am duly Registered Architect under the laws of the State of North Dakota.  
*Russell Murray*  
Date 07/29/16 Reg. No. 378



Drawing Title <b>SECOND FLOOR EQUIPMENT PLAN</b>		Project Title <b>RENOVATE 2ND FLOOR, BLDG 46 FOR MEDICAL SPECIALTIES</b>		Date <b>JULY 29, 2016</b>
VA Project No. <b>437-14-110</b>	Contract No. <b>VA263-P-1217 VA263-C-</b>	Designed By <b>RM</b>	Checked By <b>RM</b>	Drawn By <b>AH</b>
Building No. <b>46</b>	AutoCAD File Name <b>Plan_Second.dwg</b>	Location <b>FARGO VA HEALTH CARE SYSTEM FARGO, ND</b>	Drawing No. <b>A3</b>	
				Dwg. 6 of 36

U:\Server Project Data\1304\_Fargo\_VA\_Health\_Care\_System\10\_Bldg\_46\_2nd\_Floor\2016\Plan\_Second.dwg, Nov 22, 2016 - 10:13am