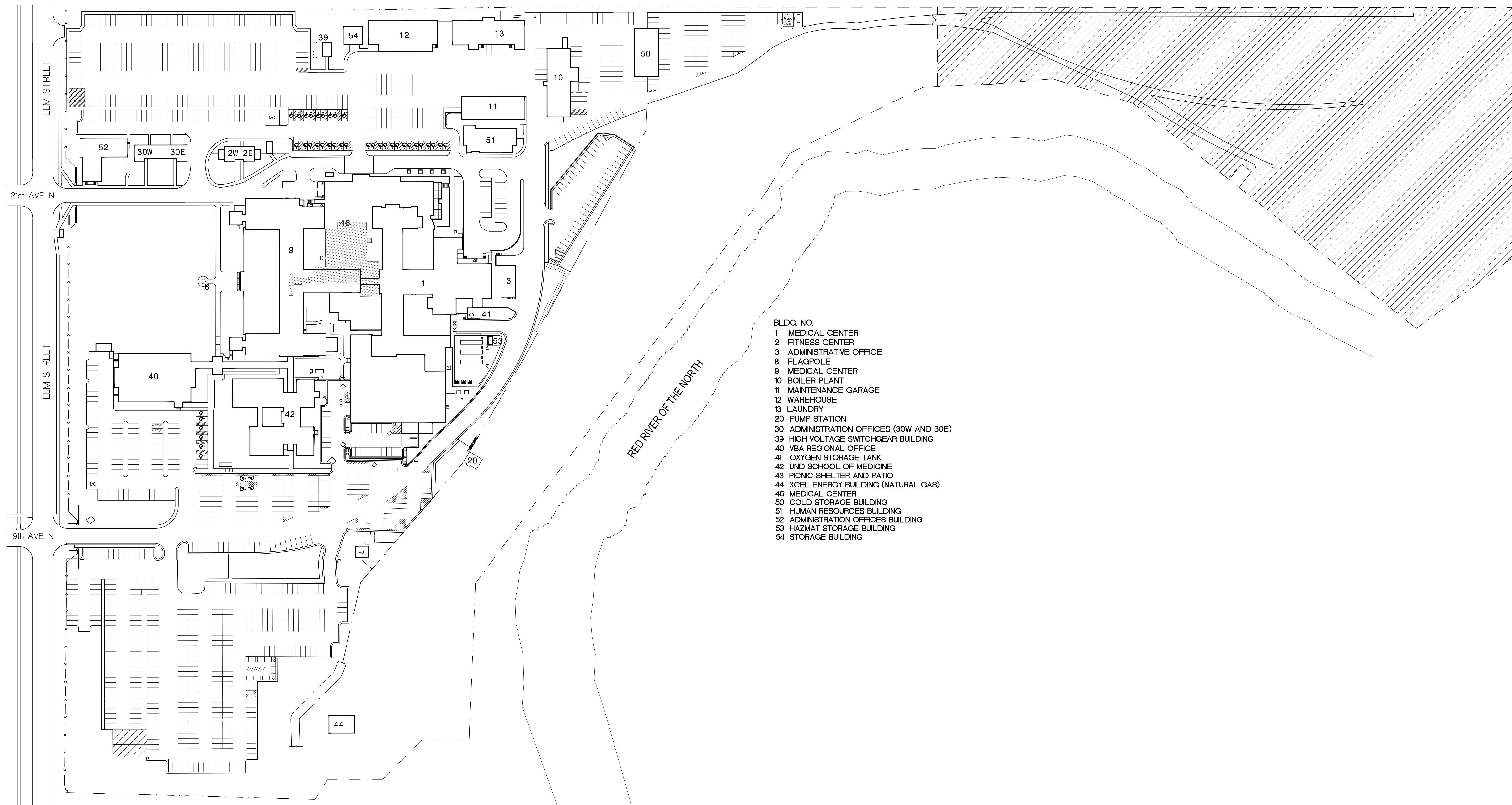


FARGO VA HEALTH CARE SYSTEM RENOVATE 2ND FLOOR, BLDG 46 MEDICAL SPECIALTIES

Fargo, North Dakota

Project Number: 437-14-110



- BLDG. NO.**
- 1 MEDICAL CENTER
 - 2 FITNESS CENTER
 - 3 ADMINISTRATIVE OFFICE
 - 8 FLAGPOLE
 - 9 MEDICAL CENTER
 - 10 BOILER PLANT
 - 11 MAINTENANCE GARAGE
 - 12 WAREHOUSE
 - 13 LAUNDRY
 - 20 PUMP STATION
 - 30 ADMINISTRATION OFFICES (30W AND 30E)
 - 39 HIGH VOLTAGE SWITCHGEAR BUILDING
 - 40 VBA REGIONAL OFFICE
 - 41 OXYGEN STORAGE TANK
 - 42 UND SCHOOL OF MEDICINE
 - 43 PICNIC SHELTER AND PATIO
 - 44 XCEL ENERGY BUILDING (NATURAL GAS)
 - 46 MEDICAL CENTER
 - 50 COLD STORAGE BUILDING
 - 51 HUMAN RESOURCES BUILDING
 - 52 ADMINISTRATION OFFICES BUILDING
 - 53 HAZMAT STORAGE BUILDING
 - 54 STORAGE BUILDING

- GENERAL**
- X1 COVER SHEET
 - X2 SYMBOLS, LEGEND, ABBREVIATIONS AND GENERAL NOTES
- ARCHITECTURAL**
- A1 SECOND FLOOR DEMOLITION PLAN
 - A2 SECOND FLOOR AND READING ROOM 3C-13 REMODELING PLANS
 - A2.1 SECOND FLOOR DIMENSION PLAN
 - A3 SECOND FLOOR EQUIPMENT PLAN
 - A4 SCHEDULES AND DETAILS
 - A5 INTERIOR ELEVATIONS, DETAILS, AND COLOR LOCATION PLAN
 - A6 FIRST AND SECOND FLOOR REFLECTED CEILING DEMOLITION PLANS
 - A7 SECOND FLOOR REFLECTED CEILING PLAN
 - A8 SECOND FLOOR SIGNAGE DEMOLITION PLAN
 - A9 SECOND FLOOR SIGNAGE PLAN
- ASBESTOS ABATEMENT**
- AB1 SECOND FLOOR ASBESTOS ABATEMENT PLAN
- MECHANICAL**
- FP1 SECOND AND THIRD FLOOR FIRE PROTECTION DEMO PLAN
 - FP2 SECOND AND THIRD FLOOR FIRE PROTECTION PLAN
 - P1 FIRST FLOOR PLUMBING DEMO PLAN
 - P2 SECOND FLOOR PLUMBING DEMO PLAN
 - P3 SECOND FLOOR MEDICAL GAS DEMO PLAN
 - P4 BASEMENT AND FIRST FLOOR PLUMBING PLAN
 - P5 SECOND FLOOR PLUMBING PLAN
 - P6 SECOND FLOOR MEDICAL GAS PLAN
 - H1 FIRST AND SECOND FLOOR MECHANICAL PIPING DEMO PLANS
 - H2 SECOND AND THIRD FLOOR VENTILATION DEMO PLANS
 - H3 FIRST AND SECOND FLOOR MECHANICAL PIPING PLANS AND HEATING SCHEMATIC
 - H4 SECOND AND THIRD FLOOR VENTILATION PLANS AND VENTILATION SECTIONS
 - H5 MECHANICAL DETAILS
 - H6 MECHANICAL SCHEDULES AND MECHANICAL SYMBOLS AND ABBREVIATIONS
 - H7 MECHANICAL CONTROLS DIAGRAMS
- ELECTRICAL**
- E1 ELECTRICAL SYMBOLS LEGEND AND LUMINAIRE SCHEDULE
 - E2 FIRST, SECOND, AND THIRD FLOOR DEMOLITION PLANS - ELECTRICAL
 - E3 SECOND FLOOR REMODELING PLAN - LIGHTING
 - E4 SECOND AND THIRD FLOOR REMODELING PLANS- POWER
 - E5 BASEMENT, FIRST, SECOND AND THIRD FLOOR REMODELING PLAN - SYSTEMS
 - E6 BUILDING 46 ELECTRICAL ONE LINE DIAGRAM REVISIONS
 - E7 X-RAY EQUIPMENT ELECTRICAL ONE-LINE DIAGRAM - DEMOLITION AND ELECTRICAL SCHEDULES
 - E8 ELECTRICAL DETAILS

KEY TO SITE PLAN

- CONTRACTOR STAGING AREA. SHARED WITH VA AND OTHER CONTRACTORS.
- CONSTRUCTION AREA

SITE PLAN
1"-80'-0"

GENERAL NOTES

- THE FOLLOWING WILL APPLY, UNLESS OTHERWISE NOTED.
1. CONTRACTORS ARE TO COORDINATE ALL WORK WITH THE PROJECT ENGINEER AND OTHER CONTRACTORS WITH CONCURRENT PROJECTS ON SITE.
 2. ALL DIMENSIONS ON DRAWINGS ARE APPROXIMATE; DRAWINGS ARE NOT TO BE SCALED. IT IS THE RESPONSIBILITY OF THE CONTRACTOR TO VERIFY ALL FIELD CONDITIONS AND PHYSICAL DIMENSIONS THAT INFLUENCE THE CONSTRUCTION AREA. IT IS RECOMMENDED THAT CONTRACTORS VISIT THE PROPOSED CONSTRUCTION SITE PRIOR TO SUBMITTING THEIR BIDS AND THEY ARE ENCOURAGED TO DO SO.
 3. CONTRACTOR SHALL ADHERE STRICTLY TO STATE AND FEDERAL OCCUPATIONAL SAFETY AND HEALTH ADMINISTRATION (OSHA) STANDARDS.
 4. CONTRACTOR SHALL PARK ONLY IN DESIGNATED PARKING AREAS AND NOT ON THE LAWN AREAS.
 5. CONTRACTOR IS RESPONSIBLE FOR THE SAFEGUARDING OF THEIR TOOLS AND EQUIPMENT. ALL TOOLS AND EQUIPMENT ARE NOT TO BE LEFT UNATTENDED AND ARE TO BE SECURED AT ALL TIMES WHEN THE CONTRACTOR IS NOT PRESENT, OR THE CONSTRUCTION SITE IS NOT SUPERVISED BY THE CONTRACTOR.
 6. ALL VA PROPERTY IS TO BE SAFEGUARDED FROM DAMAGE. ANY DAMAGED VA PROPERTY IS TO BE RESTORED TO ORIGINAL CONDITION PRIOR TO DAMAGE OR REPLACED COMPLETELY. THIS INCLUDES INSTALLATION, LABOR, AND PROCUREMENT EXPENSES.
 7. ALL DEMOLISHED MATERIAL BECOMES THE PROPERTY AND THE RESPONSIBILITY OF THE CONTRACTOR WITH THE EXCEPTION OF SPECIFIED ITEMS DESIGNATED EITHER IN THE PLANS OR VERBALLY REQUESTED BY THE PROJECT ENGINEER TO BE RETAINED BY THE VA.
 8. OFFSITE DISPOSAL OF THE DEMOLISHED ITEMS IS THE RESPONSIBILITY OF THE CONTRACTOR.
 9. CLEAN ALL DEBRIS FROM CONSTRUCTION SITE TO THE SATISFACTION OF THE PROJECT ENGINEER.
 10. ACCESS TO ALL BUILDINGS AND PARKING AREAS MUST BE MAINTAINED THROUGHOUT THE PROJECT.




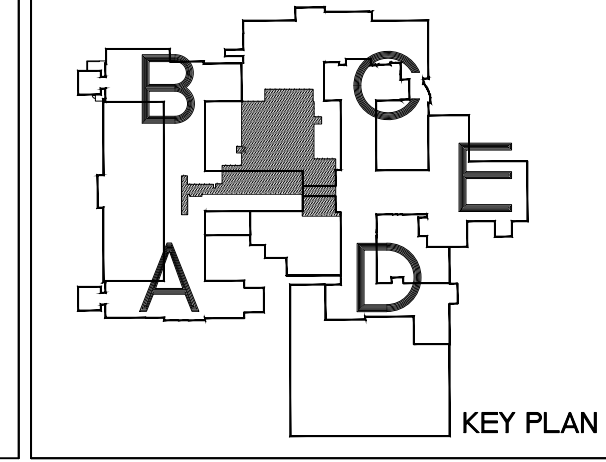
IMAGE GROUP
IMAGE GROUP INC.
403 CENTER AVENUE, SUITE 300
MOORHEAD, MN 56560

MAGE GROUP INC. Architecture & Interiors
TRIO ENVIRONMENTAL, Environmental Consultants
OSBERMILLER NELSON ENGINEERING, Mechanical Engineers
MEN ENGINEERING, Electrical Engineers

I hereby certify that this plan specification, or report was prepared by me or under my direct supervision, and that I am duly Registered Architect under the laws of the State of North Dakota.

Russell Murray

Date: 07/29/16 Reg. No. 378



Drawing Title COVER SHEET		Project Title RENOVATE 2ND FLOOR, BLDG 46 FOR MEDICAL SPECIALTIES		Date JULY 29, 2016
VA Project No. 437-14-110	Contract No. VA263-P-1217 VA263-C-	Designed By RM	Checked By RM	Drawn By AH
Building No. 46	AutoCAD File Name Cover.dwg	Location FARGO VA HEALTH CARE SYSTEM FARGO, ND		Drawing No. X1
				Dwg. 1 of 36

I:\Server\Project\Drawings\Fargo_VA_Health_Care_System\10_Bldg_46_2nd_Floor\02001\Rev\Cover.dwg Aug 01, 2016 - 8:48am

