



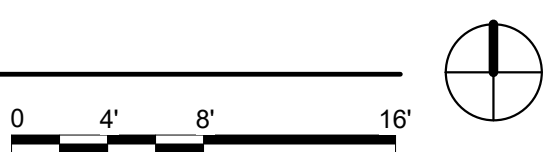
1. CONTRACTOR SHALL COORDINATE ALL DEMOLITION WORK, PHASING AND SEQUENCING WITH OWNER. ANY INFORMATION REGARDING SEQUENCING PROVIDED BY OWNER IN THESE DOCUMENTS IS FOR ARCHITECT - OWNER PLANNING PURPOSES ONLY, UNLESS NOTED OTHERWISE.
2. CONTRACTOR SHALL BE RESPONSIBLE FOR COORDINATING WITH ALL TRADES FOR THE DEMOLITION WORK REQUIRED FOR THIS PROJECT.
3. PATCH AND REPAIR SURFACE TO MATCH EXISTING FINISHES WHERE WALL AND CEILING MOUNTED SIGNAGE IS SCHEDULED TO BE REMOVED, UNLESS NOTED OTHERWISE. WHERE WALLCOVERING OR SIGNAGE PATCH AND PREPARE SURFACE PAINT, PAINT TO MATCH CAMPUS STANDARDS.
4. ALL DISTURBED AREAS, WALLS, PARTITIONS, FLOORS, ETC., DAMAGED BY DEMOLITION WORK SHALL BE PATCHED TO ADJACENT AREA.
5. OWNER RESERVES THE RIGHT FOR FIRST REFUSAL OF ALL SALVAGED ITEMS.
6. SALVAGED ITEMS SCHEDULED FOR REUSE SHALL BE CLEANED, RESTORED AND REFERENCED TO LIKE NEW CONDITION, UNLESS NOTED OTHERWISE.
7. SEE LANDSCAPE ARCHITECTURAL DRAWINGS FOR RELATED DEMOLITION AND PREP WORK.
8. REMOVE AND SALVAGE EXISTING CEILING TILES FOR INSTALLATION OF ABOVE CEILING SIGNAGE SUPPORTS.
9. WHERE WALLCOVERING OR SIGNAGE IS REMOVED, REMOVE WALLCOVERING AND PATCH AND PREP WALL FOR PAINT.
10. REMOVE ALL OVERHEAD SIGNAGE IN PARKING RAMP UNLESS OTHERWISE NOTED.

DEMOLITION PLAN KEYED NOTES

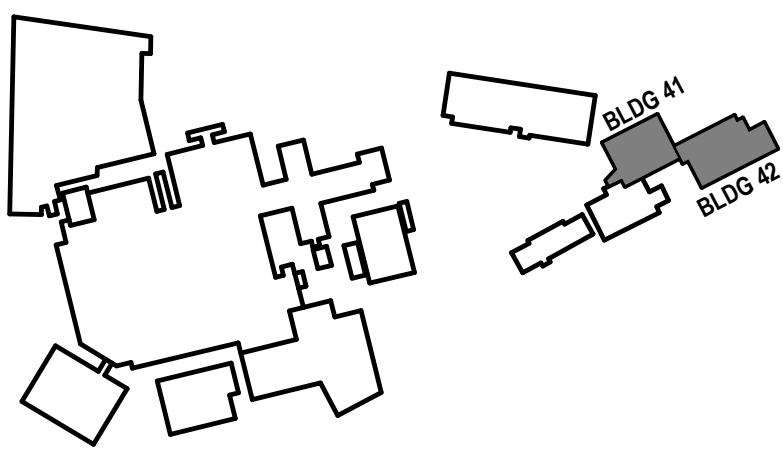
- | | |
|------|--|
| DE1 | WAYFINDING SIGNAGE TO BE REMOVED, UPDATED, AND REPLACED |
| DE2 | REMOVE WAYFINDING SIGNAGE AND REPAIR SURFACE TO MATCH EXISTING FINISHES |
| DE3 | ROOM IDENTIFICATION SIGNAGE TO BE REMOVED, UPDATED, AND REPLACED |
| DE4 | GENERAL AND LIFE SAFETY SIGNAGE TO BE REMOVED, UPDATED, AND REPLACED |
| DE5 | REMOVE GENERAL SIGNAGE AND REPAIR SURFACE TO MATCH EXISTING FINISHES |
| DE6 | REMOVE TEMPORARY SIGN |
| DE7 | REMOVE UNUSED SIGN POSTS. PATCH SURFACE |
| DE8 | REMOVE POST AND PANEL SIGNS. REPLACE |
| DE9 | REMOVE SIGN. REPLACE |
| DE10 | REMOVE SIGN. PATCH SURFACE |
| DE11 | REMOVE SIGN |
| DE12 | REMOVE DOOR MOUNTED SIGN. PATCH AND PAINT SURFACE TO MATCH EXISTING |
| DE13 | RELOCATE ITEMS TO SOUTH WALL OR ENCLOSED TACKBOARDS. HAZARD SIGNS, AED SIGN, AND PHONE LIST TO REMAIN |
| DE14 | REMOVE EXISTING WALLCOVERING WHERE INDICATED. REPAIR WALL AND PAINT SURFACE TO ACCORDING TO CAMPUS STANDARDS |
| DE15 | REMOVE ADHERED LETTERING FROM CHECK-IN WINDOW |
| DE16 | REMOVE EMERGENCY DEPARTMENT, HOSPITAL ENTRANCE, AND NO SMOKING SIGNS. REPAIR SURFACE |
| DE17 | REMOVE CLEARANCE BAR. REPAIR SURFACE |
| DE18 | OVERHEAD SIGN TO REMAIN (MESSAGE: OUT, DROP-OFF) |
| DE19 | OVERHEAD SIGN TO REMAIN (MESSAGE: DROP-OFF) |
| DE20 | OVERHEAD SIGN TO REMAIN (MESSAGE: PARK, PARKING) |
| DE21 | REMOVE EMERGENCY BANNER |



NOTE: NOT ALL KEYED NOTES MAY BE USED ON EACH PLAN

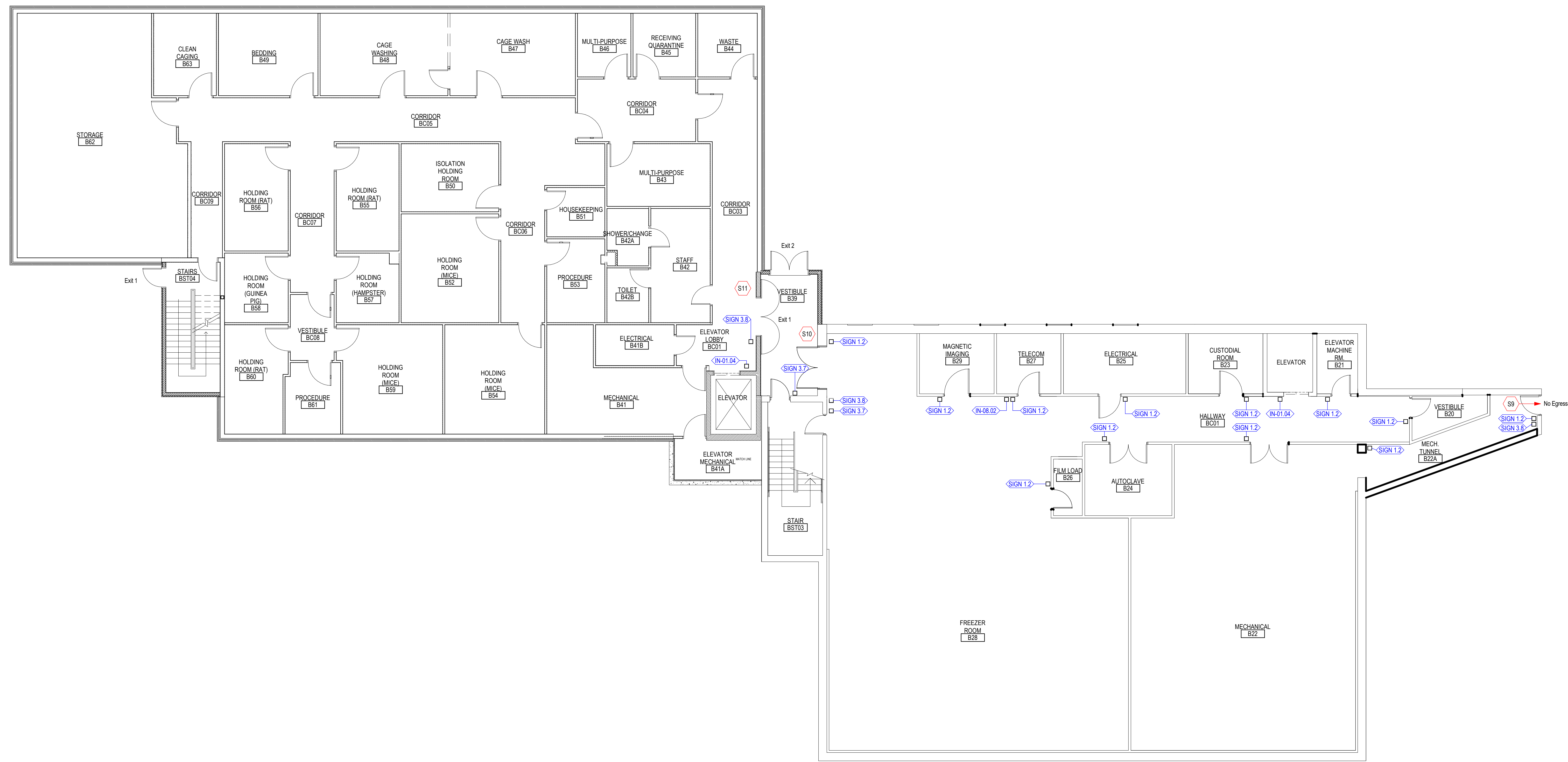
1 BUILDING 41 & 42 - BASEMENT DEMOLITION PLAN

$$1/8" = 1'-0"$$


KEYPLAN



		CONSULTANT	 <p>13605 1st Ave. N. #100 Plymouth, MN 55441 P 763.412.4000 F 763.412.4090 ae-mn.com Anderson Engineering of Minnesota, LLC Proj # 17721</p>	STAMP	<div>Office of Construction and Facilities Management</div> <div>  U.S. Department of Veterans Affairs </div>	Drawing Title	Phase	Project Title	Project Number
						BUILDING 41 & 42 - BASEMENT DEMOLITION PLAN	100% CONSTRUCTION DOCUMENTS	IOWA CITY VAMC UPDATE SIGNAGE AND WAYFINDING	636A8-23-101
						Approved:		Location 601 HWY 6 WEST, IOWA CITY, IA	Building Number 42
								Issue Date 10/10/2024	41-42-A1
								Checked CZ	
								Drawn CZ	
Revisions:	Date:								



SIGNAGE GENERAL NOTES

1. DETAIL DRAWINGS PERTAIN TO SIGNAGE IN ALL BUILDINGS INCLUDED IN THE SCOPE OF WORK.
2. ALL SIGNAGE IDENTIFYING PERMANENT ROOMS SHALL COMPLY WITH 2010 STANDARD FOR ACCESSIBLE DESIGN.
3. ALL PERMANENT ROOM SIGNAGE TO HAVE TOP SECTION RATED TEXT AND LOWER SECTION BRILLE. BRAILLE TO BE GRADE 2.
4. ALL ROOM IDENTIFICATION SIGNS TO BE MOUNTED ON LATCH SIDE OF DOOR UNLESS NOTED OTHERWISE. IF NO SPACE EXISTS ON LATCH SIDE MOUNT SIGN TO THE NEAREST ADJACENT WALL. SIGNS MUST BE 2" FROM DOOR JAMB WITH 1" CLEAR FLOOR SPACE FROM CENTER OF SIGN.
5. ALL SIGN TEXT AND NUMBERING SUBJECT TO FINAL APPROVAL BY OWNER.
6. ALL SIGNS MOUNTED TO GLASS TO HAVE GLASS BACKER.
7. SIGNS TO BE MOUNTED ACCORDING TO MANUFACTURERS INSTALLATION INSTRUCTIONS AND MATERIALS.
8. SIGN DETAILS ARE FOR REFERENCE ONLY. ACTUAL DESIGN TO BE PROVIDED BY THE OWNER, FOLLOWING FACILITY STANDARD, AND SUBJECT TO OWNER APPROVAL.
9. REINSTALL CEILING LIGHT SYSTEMS REMOVED AND SALVAGED DURING DEMOLITION. REPLACE ANY DAMAGED CEILING FINISHES IN-KIND WITH EXISTING.
10. WHERE WALL COVERING WAS REMOVED, PATCH AND PAINT WALLS TO MATCH EXISTING PAINT.

SIGNAGE KEYED NOTES

- | | |
|-----|---|
| S1 | DOOR MOUNTED. |
| S2 | CEILING MOUNTED. |
| S3 | ADJUST DIRECTORY LOCATION AS NECESSARY. |
| S4 | NOT USED. |
| S5 | WALKWAY TO BUILDING 1, LEVEL 1. |
| S6 | WALKWAY TO BUILDING 1, BASEMENT LEVEL. |
| S7 | WALKWAY INTO BUILDING 2. |
| S8 | WALKWAY TO BUILDING 50. |
| S9 | CONNECTION TO BUILDING 40. |
| S10 | BUILDING 41. |
| S11 | BUILDING 42. |
| S12 | BUILDING 41 ROOF ACCESS. |
| S13 | RESERVED STALLS 1.1-1.23 |
| S14 | RESERVED STALLS 1.24-1.45 |
| S15 | RESERVED STALLS 1.46-1.53 |
| S16 | RESERVED STALLS 2.1-2.40 |
| S17 | RESERVED STALLS 2.41-74 |
| S18 | RESERVED STALLS 2.75-2.105 |
| S19 | RESERVED STALLS 3.1-3.20 |
| S20 | RESERVED STALLS 3.21-3.51 |
| S21 | RESERVED STALLS 3.52-3.84 |
| S22 | RESERVED STALLS 4.1-4.20 |
| S23 | RESERVED STALLS 4.21-4.61 |

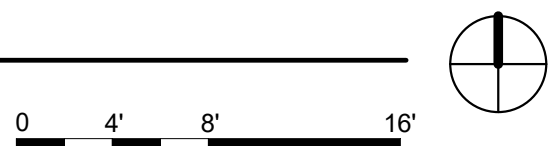
NOTE: NOT ALL KEYED NOTES MAY BE USED ON EACH PLAN

1 BUILDING 41 & 42 - BASEMENT SIGNAGE PLAN

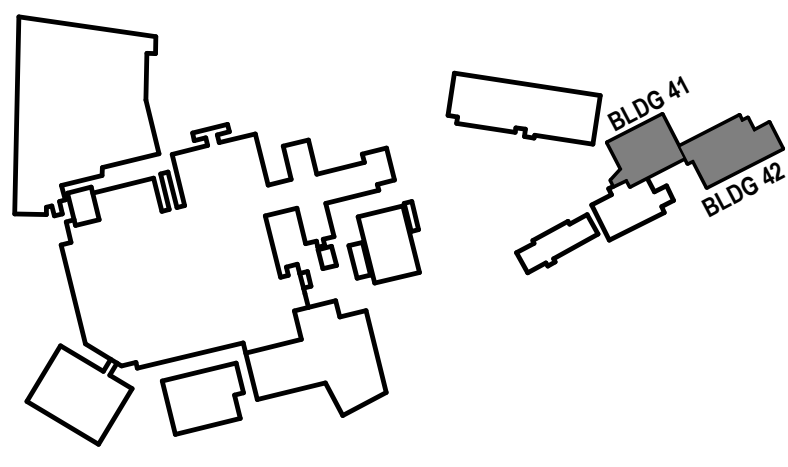
$$1/8^{\circ} = 1'-0$$



BUILDING 42 BASEMENT SIGNAGE SCHEDULE					
Mark	Type Mark	Count	Comments	SIGN MESSAGE 2	REMARKS
BC01	IN-01.04	1	IN CASE OF FIRE, ELEVATORS ARE OUT OF SERVICE	USE EXIT	WALL MOUNTED
BC01	SIGN 3.8	1	BUILDING 41	ACCESS TO BUILDING 40	DOOR MOUNTED

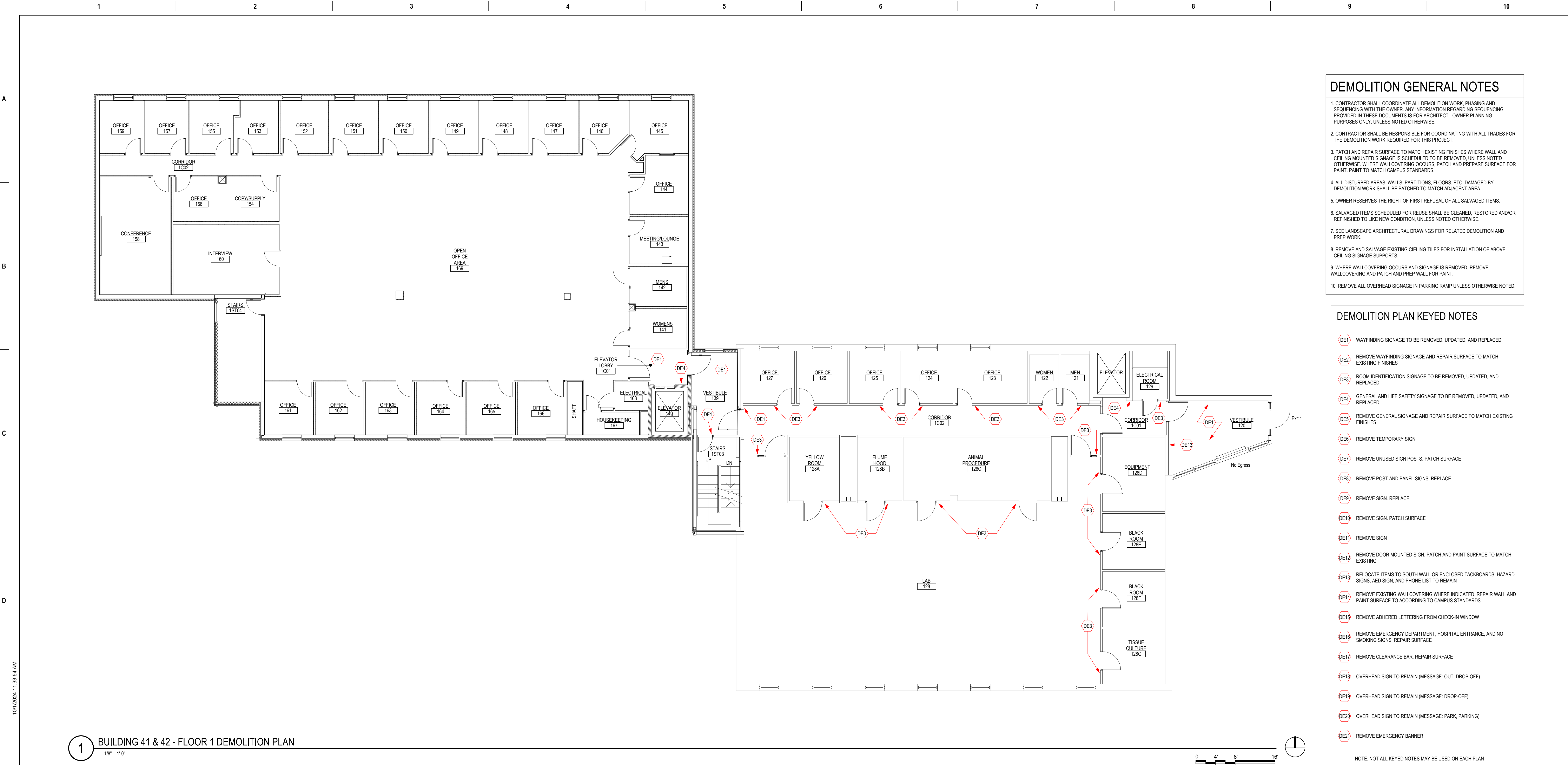
BUILDING 41 BASEMENT SIGNAGE SCHEDULE					
ROOM NUMBER	SIGN TYPE	QTY	SIGN MESSAGE	SIGN MESSAGE 2	REMARKS
B20	SIGN 1.2	1	B20	VESTIBULE	WALL MOUNTED
B21	SIGN 1.2	2	B21	ELEVATOR MACHINE ROOM	WALL MOUNTED
B22	SIGN 1.2	2	B22	MECHANICAL	WALL MOUNTED
B23	SIGN 1.2	2	B23	CUSTODIAL ROOM	WALL MOUNTED
B24	SIGN 1.2	1	B24	AUTOCLOVE	WALL MOUNTED
B25	SIGN 1.2	1	B25	ELECTRICAL	WALL MOUNTED
B26	SIGN 1.2	1	B26	FILM LOAD	WALL MOUNTED
B27	IN-08.02	1	AUTHORIZED PERSONNEL ONLY	N/A	WALL MOUNTED
B27	SIGN 1.2	1	B27	TELECOM	WALL MOUNTED
B28	SIGN 1.2	1	B22-1	MECHANICAL	WALL MOUNTED
B29	SIGN 1.2	1	B29	MAGNETIC IMAGING	WALL MOUNTED
B107	SIGN 1.2	1	B107	MECHANICAL	WALL MOUNTED
B107	SIGN 3.8	1	BUILDING 40	N/A	DOOR MOUNTED
BC01	IN-01.04	1	IN CASE OF FIRE, ELEVATORS ARE OUT OF SERVICE	USE EXIT	WALL MOUNTED
BST03	SIGN 3.7	2	STAIRS	BST03	WALL MOUNTED
BST03	SIGN 3.8	1	BUILDING 42	N/A	DOOR MOUNTED



KEYPLAN



		CONSULTANT	<div><p>13605 1st Ave. N. #100 Plymouth, MN 55441 P 763.412.4000 F 763.412.4090 ae-mn.com Anderson Engineering of Minnesota, LLC Proj # 17721</p></div>	STAMP	<div>Office of Construction and Facilities Management</div> <div> U.S. Department of Veterans Affairs</div>	Drawing Title	Project Number	Project Title	Project Number	
						BUILDING 41 & 42 - BASEMENT SIGNAGE PLAN	100% CONSTRUCTION DOCUMENTS	IOWA CITY VAMC UPDATE SIGNAGE AND WAYFINDING	636A8-23-101	
									Building Number 42	
									Drawing Number	
									41-42-A2	
Revisions:	Date:									



		CONSULTANT	DESIGNER OF RECORD	STAMP	Office of Construction and Facilities Management	Drawing Title	Phase	Project Title	Project Number
			ANDERSON		U.S. Department of Veterans Affairs	BUILDING 41 & 42 - FLOOR 1 DEMOLITION PLAN	100% CONSTRUCTION DOCUMENTS	IOWA CITY VAMC UPDATE SIGNAGE AND WAYFINDING	636A8-23-101
			13605 1st Ave. N. #100 Plymouth, MN 55441 P 763.412.4000 F 763.412.4090 ae-mn.com Anderson Engineering of Minnesota, LLC Proj # 17721			Approved:		Location 601 HWY 6 WEST, IOWA CITY, IA	Building Number 42
								Issue Date 10/10/2024	Drawing Number 41-42-A3
								Checked CZ	Drawn CZ
Revisions:	Date:								

10/10/2024 11:38:36 AM
C:\Users\czupan\Documents\17721 IA VA Signage_R23_czupan\AMEX.rvt
VA FORM 08 - 6231

1 2 3 4 5 6 7 8 9 10

A

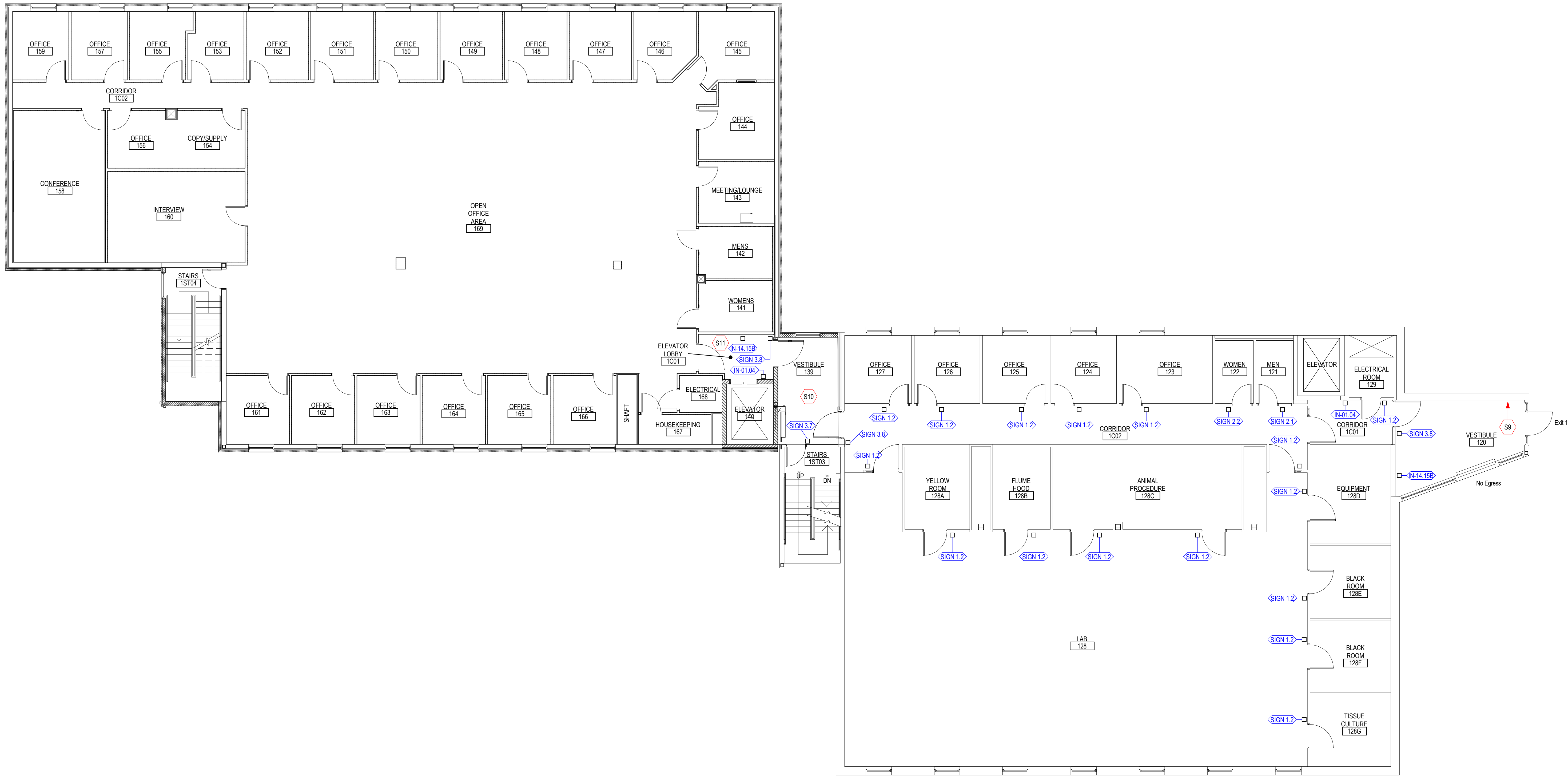
B

C

D

E

F



SIGNAGE GENERAL NOTES

1. DETAIL DRAWINGS PERTAIN TO SIGNAGE IN ALL BUILDINGS INCLUDED IN THE SCOPE OF WORK.
2. ALL SIGNAGE IDENTIFYING PERMANENT ROOMS SHALL COMPLY WITH 2010 STANDARD FOR ACCESSIBLE DESIGN.
3. ALL PERMANENT ROOM SIGNAGE TO HAVE TOP SECTION RAISED TEXT AND LOWER SECTION BRAILLE. BRAILLE TO BE GRADE 2.
4. ALL ROOM IDENTIFICATION SIGNS TO BE MOUNTED ON LATCH SIDE OF DOOR UNLESS NOTED OTHERWISE. IF NO SPACE EXISTS ON LATCH SIDE MOUNT SIGN TO THE NEAREST ADJACENT WALL. SIGNS MUST BE 2" FROM DOOR JAMB WITH 16" CLEAR FLOOR SPACE FROM CENTER OF SIGN.
5. ALL SIGN TEXT AND NUMBERING SUBJECT TO FINAL APPROVAL BY OWNER.
6. ALL SIGNS MOUNTED TO GLASS TO HAVE GLASS BACKER.
7. SIGNS TO BE MOUNTED ACCORDING TO MANUFACTURERS INSTALLATION INSTRUCTIONS AND MATERIALS.
8. SIGN DETAILS ARE FOR REFERENCE ONLY. ACTUAL DESIGN TO BE PROVIDED BY THE VENDOR, FOLLOWING FACILITY STANDARD, AND SUBJECT TO OWNER APPROVAL.
9. REINSTALL CEILING SYSTEMS REMOVED AND SALVAGED DURING DEMOLITION. REPLACE ANY DAMAGED CEILING FINISHES IN-KIND WITH EXISTING.
10. WHERE WALL COVERING WAS REMOVED, PATCH AND PAINT WALLS TO MATCH EXISTING PAINT.

SIGNAGE KEYED NOTES

- <S1> DOOR MOUNTED.
- <S2> CEILING MOUNTED.
- <S3> ADJUST DIRECTORY LOCATION AS NECESSARY.
- <S4> NOT USED.
- <S5> WALKWAY TO BUILDING 1, LEVEL 1.
- <S6> WALKWAY TO BUILDING 1, BASEMENT LEVEL.
- <S7> WALKWAY INTO BUILDING 2.
- <S8> WALKWAY TO BUILDING 50.
- <S9> CONNECTION TO BUILDING 40.
- <S10> BUILDING 41.
- <S11> BUILDING 42.
- <S12> BUILDING 41 ROOF ACCESS.
- <S13> RESERVED STALLS 1.1-1.23
- <S14> RESERVED STALLS 1.24-1.45
- <S15> RESERVED STALLS 1.46-1.53
- <S16> RESERVED STALLS 2.1-2.40
- <S17> RESERVED STALLS 2.41-74
- <S18> RESERVED STALLS 2.75-2.105
- <S19> RESERVED STALLS 3.1-3.20
- <S20> RESERVED STALLS 3.21-3.51
- <S21> RESERVED STALLS 3.52-3.84
- <S22> RESERVED STALLS 4.1-4.20
- <S23> RESERVED STALLS 4.21-4.61

NOTE: NOT ALL KEYED NOTES MAY BE USED ON EACH PLAN

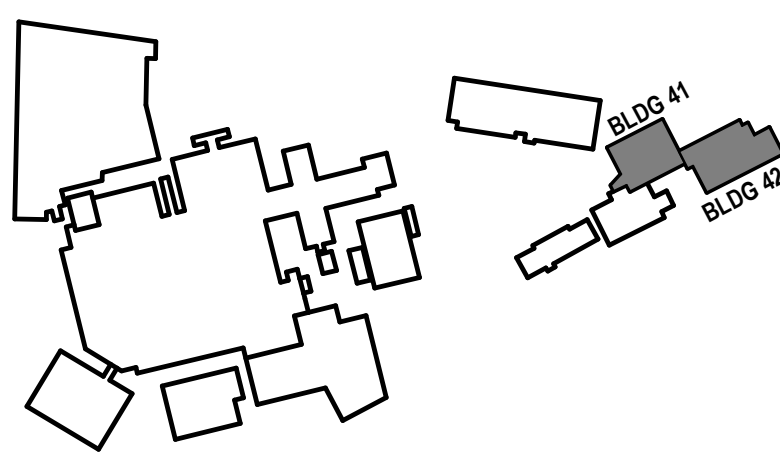
1 BUILDING 41 & 42 - FLOOR 1 SIGNAGE PLAN

1/8" = 1'-0"

BUILDING 42 FLOOR 1 SIGNAGE SCHEDULE					
Mark	Type Mark	Count	Comments	SIGN MESSAGE 2	REMARKS
1C01	IN-01.04	1	IN CASE OF FIRE, ELEVATORS ARE OUT OF SERVICE	USE EXIT	WALL MOUNTED
1C01	SIGN 3.8	1	BUILDING 41	ACCESS TO BUILDING 40	DOOR MOUNTED
1C01	IN-14.15B	1	BUILDING 42	TBD	WALL MOUNTED

BUILDING 41 FLOOR 1 SIGNAGE SCHEDULE					
ROOM NUMBER	SIGN TYPE	QTY	SIGN MESSAGE	SIGN MESSAGE 2	REMARKS
1C01	IN-01.04	1	IN CASE OF FIRE, ELEVATORS ARE OUT OF SERVICE	USE EXIT	WALL MOUNTED
1S103	SIGN 3.7	1	STAIRS	1S103	WALL MOUNTED
120	SIGN 3.8	1	BUILDING 41	ACCESS TO BUILDING 42	DOOR MOUNTED
120	IN-14.15B	1	BUILDING 41	TBD	WALL MOUNTED
121	SIGN 2.1	1	MEN	121	WALL MOUNTED
122	SIGN 2.2	1	WOMEN	122	WALL MOUNTED
123	SIGN 1.2	1	123	CONFERENCE ROOM	WALL MOUNTED
124	SIGN 1.2	1	124	OFFICE	WALL MOUNTED
125	SIGN 1.2	1	125	OFFICE	WALL MOUNTED
126	SIGN 1.2	1	126	OFFICE	WALL MOUNTED
127	SIGN 1.2	1	127	OFFICE	WALL MOUNTED
128	SIGN 1.2	1	128	LABORATORY	WALL MOUNTED
128	SIGN 1.2	1	128	LABORATORY	WALL MOUNTED
128A	SIGN 1.2	1	128A	YELLOW ROOM	WALL MOUNTED
128B	SIGN 1.2	1	128B	FUME HOOD	WALL MOUNTED
128C	SIGN 1.2	1	128C	ANIMAL PROCEDURE	WALL MOUNTED
128C	SIGN 1.2	1	128C	ANIMAL PROCEDURE	WALL MOUNTED
128D	SIGN 1.2	1	128D	EQUIPMENT	WALL MOUNTED
128E	SIGN 1.2	1	128E	BLACK ROOM	WALL MOUNTED
128F	SIGN 1.2	1	128F	BLACK ROOM	WALL MOUNTED
128G	SIGN 1.2	1	128G	TISSUE CULTURE	WALL MOUNTED
129	SIGN 1.2	1	129	ELECTRICAL ROOM	WALL MOUNTED
139	SIGN 3.8	1	BUILDING 42	N/A	DOOR MOUNTED

KEYPLAN



		CONSULTANT	<div>DESIGNER OF RECORD</div> <div><div>ANDERSON</div><div>13605 1st Ave. N. #100 Plymouth, MN 55441 P 763.412.4000 F 763.412.4090 ae-mn.com Anderson Engineering of Minnesota, LLC Proj # 17721</div></div>	STAMP	<div>Office of Construction and Facilities Management</div> <div><div>VA</div><div>U.S. Department of Veterans Affairs</div></div>	Drawing Title		Phase		Project Title		Project Number	
BUILDING 41 & 42 - FLOOR 1 SIGNAGE PLAN						100% CONSTRUCTION DOCUMENTS		IOWA CITY VAMC UPDATE SIGNAGE AND WAYFINDING		636A8-23-101			
Approved:								Location		Building Number			
								601 HWY 6 WEST, IOWA CITY, IA		42			
								Issue Date		Drawing Number			
								10/10/2024		41-42-A4			
								Checked					
								CZ					
								Drawn					
								CZ					
Revisions:	Date:												

1 2 3 4 5 6 7 8 9 10

A

B

C

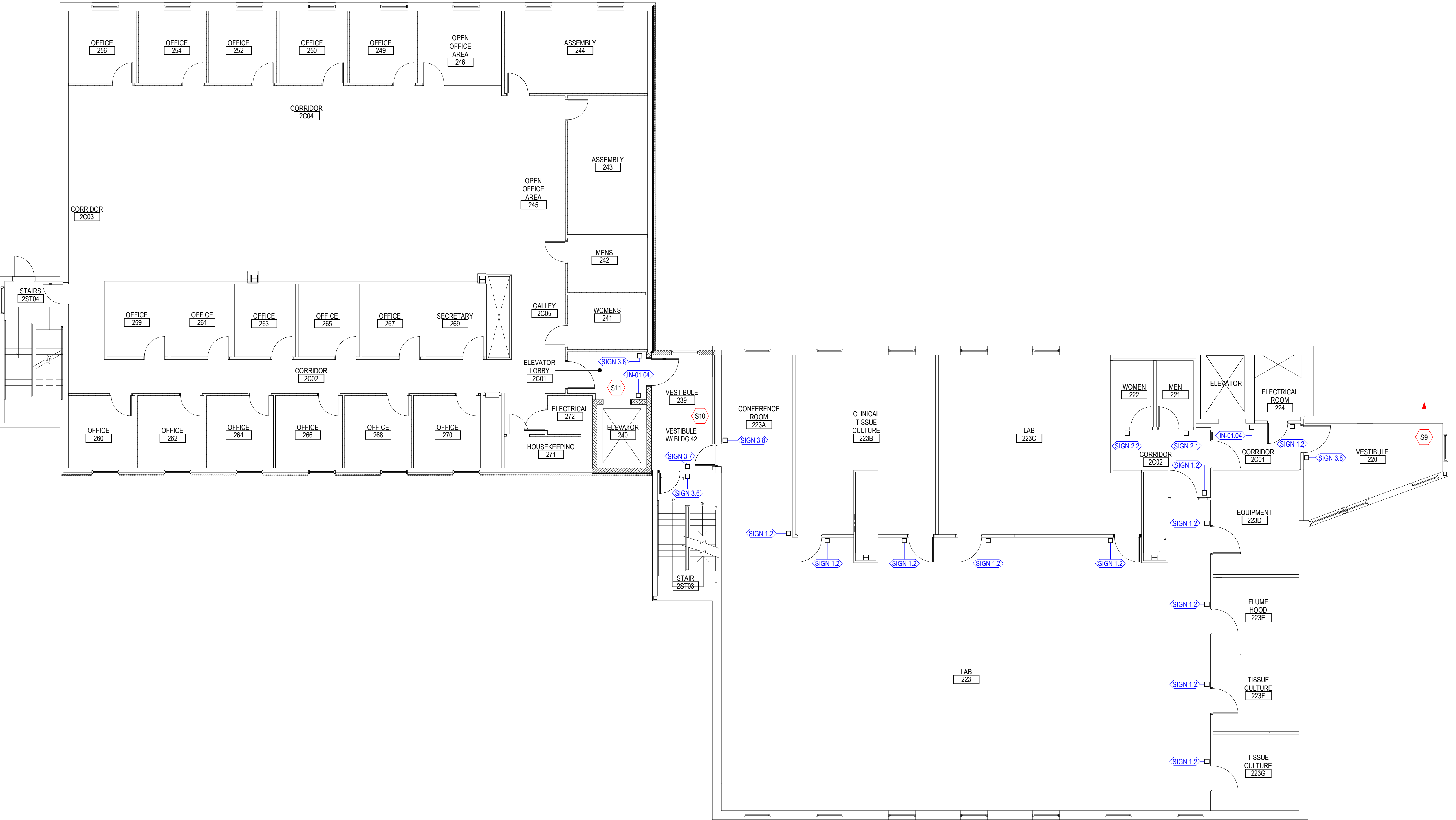
D

E

F

10/10/2024 11:34:00 AM

C:\Users\czupan\Documents\17721 IA VA Signage_R22_czupan\AMEX.rvt



SIGNAGE GENERAL NOTES

1. DETAIL DRAWINGS PERTAIN TO SIGNAGE IN ALL BUILDINGS INCLUDED IN THE SCOPE OF WORK.
2. ALL SIGNAGE IDENTIFYING PERMANENT ROOMS SHALL COMPLY WITH 2010 STANDARD FOR ACCESSIBLE DESIGN.
3. ALL PERMANENT ROOM SIGNAGE TO HAVE TOP SECTION RAISED TEXT AND LOWER SECTION BRAILLE. BRAILLE TO BE GRADE 2.
4. ALL ROOM IDENTIFICATION SIGNS TO BE MOUNTED ON LATCH SIDE OF DOOR. UNLESS NOTED OTHERWISE. IF NO SPACE EXISTS ON LATCH SIDE MOUNT SIGN TO THE NEAREST ADJACENT WALL. SIGNS MUST BE 2" FROM DOOR JAMB WITH 18" CLEAR FLOOR SPACE FROM CENTER OF SIGN.
5. ALL SIGN TEXT AND NUMBERING SUBJECT TO FINAL APPROVAL BY OWNER.
6. ALL SIGNS MOUNTED TO GLASS TO HAVE GLASS BACKER.
7. SIGNS TO BE MOUNTED ACCORDING TO MANUFACTURERS INSTALLATION INSTRUCTIONS AND MATERIALS.
8. SIGN DETAILS ARE FOR REFERENCE ONLY. ACTUAL DESIGN TO BE PROVIDED BY THE VENDOR, FOLLOWING FACILITY STANDARD, AND SUBJECT TO OWNER APPROVAL.
9. REINSTALL CEILING SYSTEMS REMOVED AND SALVAGED DURING DEMOLITION. REPLACE ANY DAMAGED CEILING FINISHES IN-KIND WITH EXISTING.
10. WHERE WALL COVERING WAS REMOVED, PATCH AND PAINT WALLS TO MATCH EXISTING PAINT.

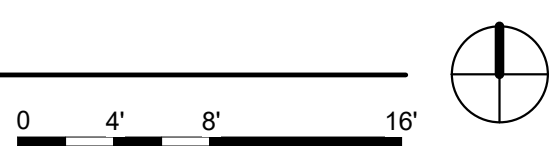
SIGNAGE KEYED NOTES

- S1 DOOR MOUNTED.
- S2 CEILING MOUNTED.
- S3 ADJUST DIRECTORY LOCATION AS NECESSARY.
- S4 NOT USED.
- S5 WALKWAY TO BUILDING 1, LEVEL 1.
- S6 WALKWAY TO BUILDING 1, BASEMENT LEVEL.
- S7 WALKWAY INTO BUILDING 2.
- S8 WALKWAY TO BUILDING 50.
- S9 CONNECTION TO BUILDING 40.
- S10 BUILDING 41.
- S11 BUILDING 42.
- S12 BUILDING 41 ROOF ACCESS.
- S13 RESERVED STALLS 1.1-1.23
- S14 RESERVED STALLS 1.24-1.45
- S15 RESERVED STALLS 1.46-1.53
- S16 RESERVED STALLS 1.54-1.61
- S17 RESERVED STALLS 1.62-1.74
- S18 RESERVED STALLS 1.75-2.105
- S19 RESERVED STALLS 3.1-3.20
- S20 RESERVED STALLS 3.21-3.51
- S21 RESERVED STALLS 3.52-3.84
- S22 RESERVED STALLS 4.1-4.20
- S23 RESERVED STALLS 4.21-4.61

NOTE: NOT ALL KEYED NOTES MAY BE USED ON EACH PLAN

1 BUILDING 41 & 42 - FLOOR 2 SIGNAGE PLAN

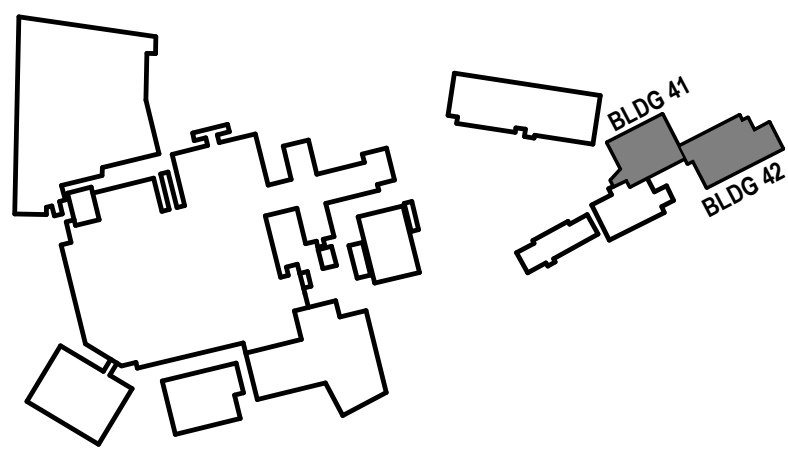
1/8" = 1'-0"




BUILDING 42 FLOOR 2 SIGNAGE SCHEDULE					
Mark	Type Mark	Count	Comments	SIGN MESSAGE 2	REMARKS
2C01	IN-01.04	1	IN CASE OF FIRE, ELEVATORS ARE OUT OF SERVICE	USE EXIT	WALL MOUNTED
2C01	SIGN 3.8	1	BUILDING 41	ACCESS TO BUILDING 40	WALL MOUNTED

BUILDING 41 FLOOR 2 SIGNAGE SCHEDULE					
ROOM NUMBER	SIGN TYPE	QTY	SIGN MESSAGE	SIGN MESSAGE 2	REMARKS
2C01	IN-01.04	1	IN CASE OF FIRE, ELEVATORS ARE OUT OF SERVICE	USE EXIT	WALL MOUNTED
2C01	SIGN 3.8	1	BUILDING 41	ACCESS TO BUILDING 42	DOOR MOUNTED
2ST03	SIGN 3.6	1	STAIRWELL 3	2-3, ROOF ACCESS, EXIT 1ST FLOOR	WALL MOUNTED
2ST03	SIGN 3.7	1	STAIRS	2ST03	WALL MOUNTED
221	SIGN 2.1	1	MEN	221	WALL MOUNTED
222	SIGN 2.2	1	WOMEN	222	WALL MOUNTED
223	SIGN 1.2	1	223	LABORATORY	WALL MOUNTED
223A	SIGN 1.2	1	223A	CONFERENCE ROOM	WALL MOUNTED
223B	SIGN 1.2	1	223B	CLINICAL TISSUE CULTURE	WALL MOUNTED
223B	SIGN 1.2	1	223B	CLINICAL TISSUE CULTURE	WALL MOUNTED
223C	SIGN 1.2	1	223C	LABORATORY	WALL MOUNTED
223C	SIGN 1.2	1	223C	LABORATORY	WALL MOUNTED
223D	SIGN 1.2	1	223D	EQUIPMENT	WALL MOUNTED
223E	SIGN 1.2	1	223E	FLUME HOOD	WALL MOUNTED
223F	SIGN 1.2	1	223F	TISSUE CULTURE	WALL MOUNTED
223G	SIGN 1.2	1	223G	TISSUE CULTURE	WALL MOUNTED
224	SIGN 1.2	1	224	ELECTRICAL ROOM	WALL MOUNTED
239	SIGN 3.8	1	BUILDING 42	N/A	DOOR MOUNTED

KEYPLAN



		CONSULTANT	DESIGNER OF RECORD ANDERSON 13605 1st Ave. N. #100 Plymouth, MN 55441 P 763.412.4000 F 763.412.4090 ae-mn.com Anderson Engineering of Minnesota, LLC Proj # 17721	STAMP	Office of Construction and Facilities Management VA U.S. Department of Veterans Affairs	Drawing Title BUILDING 41 & 42 - FLOOR 2 SIGNAGE PLAN Approved:	Phase 100% CONSTRUCTION DOCUMENTS	Project Title IOWA CITY VAMC UPDATE SIGNAGE AND WAYFINDING	Project Number 636A8-23-101 Building Number 42 Drawing Number 41-42-A6
Revisions:	Date:								

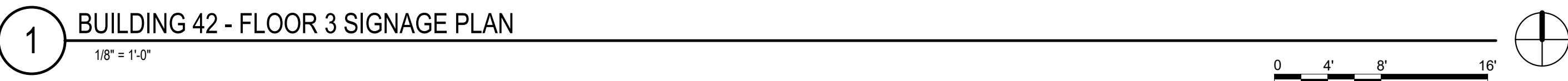


1. CONTRACTOR SHALL COORDINATE ALL DEMOLITION WORK, PHASING AND SEQUENCING WITH THE OWNER. ANY INFORMATION REGARDING SEQUENCING PROVIDED BY THESE DOCUMENTS IS FOR ARCHITECT - OWNER PLANNING PURPOSES ONLY, UNLESS NOTED OTHERWISE.
2. CONTRACTOR SHALL BE RESPONSIBLE FOR COORDINATING WITH ALL TRADES FOR THE DEMOLITION WORK REQUIRED FOR THIS PROJECT.
3. PATCH AND REPAIR SURFACE TO MATCH EXISTING FINISHES WHERE WALL AND CEILING MOUNTED SIGNAGE IS SCHEDULED TO BE REMOVED. UNLESS NOTED OTHERWISE, WHERE WALL COVERING OCCURS PATCH AND PREPARE SURFACE FOR PAINT. PAINT TO MATCH CAMPUS STANDARDS.
4. ALL DISTURBED AREAS, WALLS, PARTITIONS, FLOORS, ETC. DAMAGED BY DEMOLITION WORK SHALL BE PATCHED TO MATCH ADJACENT AREA.
5. OWNER RESERVES THE RIGHT OF FIRST REFUSAL OF ALL SAVED ITEMS.
6. SALVAGED ITEMS SCHEDULED FOR REUSE SHALL BE CLEANED, RESTORED AND/OR REFINISHED TO LIKE NEW CONDITION, UNLESS NOTED OTHERWISE.
7. SEE LANDSCAPE ARCHITECTURAL DRAWINGS FOR RELATED DEMOLITION AND PREP WORK.
8. REMOVE AND SALVAGE EXISTING CEILING TILES FOR INSTALLATION OF ABOVE CEILING SIGNAGE SUPPORTS.
9. WHERE WALLCOVERING OCCURS AND SIGNAGE IS REMOVED, REMOVE WALLCOVERING AND PATCH AND PREP WALL FOR PAINT.
10. REMOVE ALL OVERHEAD SIGNAGE IN PARKING RAMP UNLESS OTHERWISE NOTED.

DE1	WAYFINDING SIGNAGE TO BE REMOVED, UPDATED, AND REPLACED
DE2	REMOVE WAYFINDING SIGNAGE AND REPAIR SURFACE TO MATCH EXISTING FINISHES
DE3	ROOM IDENTIFICATION SIGNAGE TO BE REMOVED, UPDATED, AND REPLACED
DE4	GENERAL AND LIFE SAFETY SIGNAGE TO BE REMOVED, UPDATED, AND REPLACED
DE5	REMOVE GENERAL SIGNAGE AND REPAIR SURFACE TO MATCH EXISTING FINISHES
DE6	REMOVE TEMPORARY SIGN
DE7	REMOVE UNUSED SIGN POSTS. PATCH SURFACE
DE8	REMOVE POST AND PANEL SIGNS. REPLACE
DE9	REMOVE SIGN. REPLACE
DE10	REMOVE SIGN. PATCH SURFACE
DE11	REMOVE SIGN
DE12	REMOVE DOOR MOUNTED SIGN. PATCH AND PAINT SURFACE TO MATCH EXISTING
DE13	RELOCATE ITEMS TO SOUTH WALL OR ENCLOSED TABLEBOARDS. HAZARD SIGNS, AED SIGN, AND PHONE LIST TO REMAIN
DE14	REMOVE EXISTING WALLCOVERING WHERE INDICATED. REPAIR WALL AND PAINT SURFACE TO ACCORDING TO CAMPUS STANDARDS
DE15	REMOVE ADHERED LETTERING FROM CHECK-IN WINDOW
DE16	REMOVE EMERGENCY DEPARTMENT, HOSPITAL ENTRANCE, AND NO SMOKING SIGNS. REPAIR SURFACE
DE17	REMOVE CLEARANCE BAR. REPAIR SURFACE
DE18	OVERHEAD SIGN TO REMAIN (MESSAGE: OUT, DROP-OFF)
DE19	OVERHEAD SIGN TO REMAIN (MESSAGE: DROP-OFF)
DE20	OVERHEAD SIGN TO REMAIN (MESSAGE: PARK, PARKING)
DE21	REMOVE EMERGENCY BANNER

NOTE: NOT ALL KEYED NOTES MAY BE USED ON EACH PLAN

1	2	3	4	5	6	7	8	9	10
---	---	---	---	---	---	---	---	---	----



SIGNAGE GENERAL NOTES

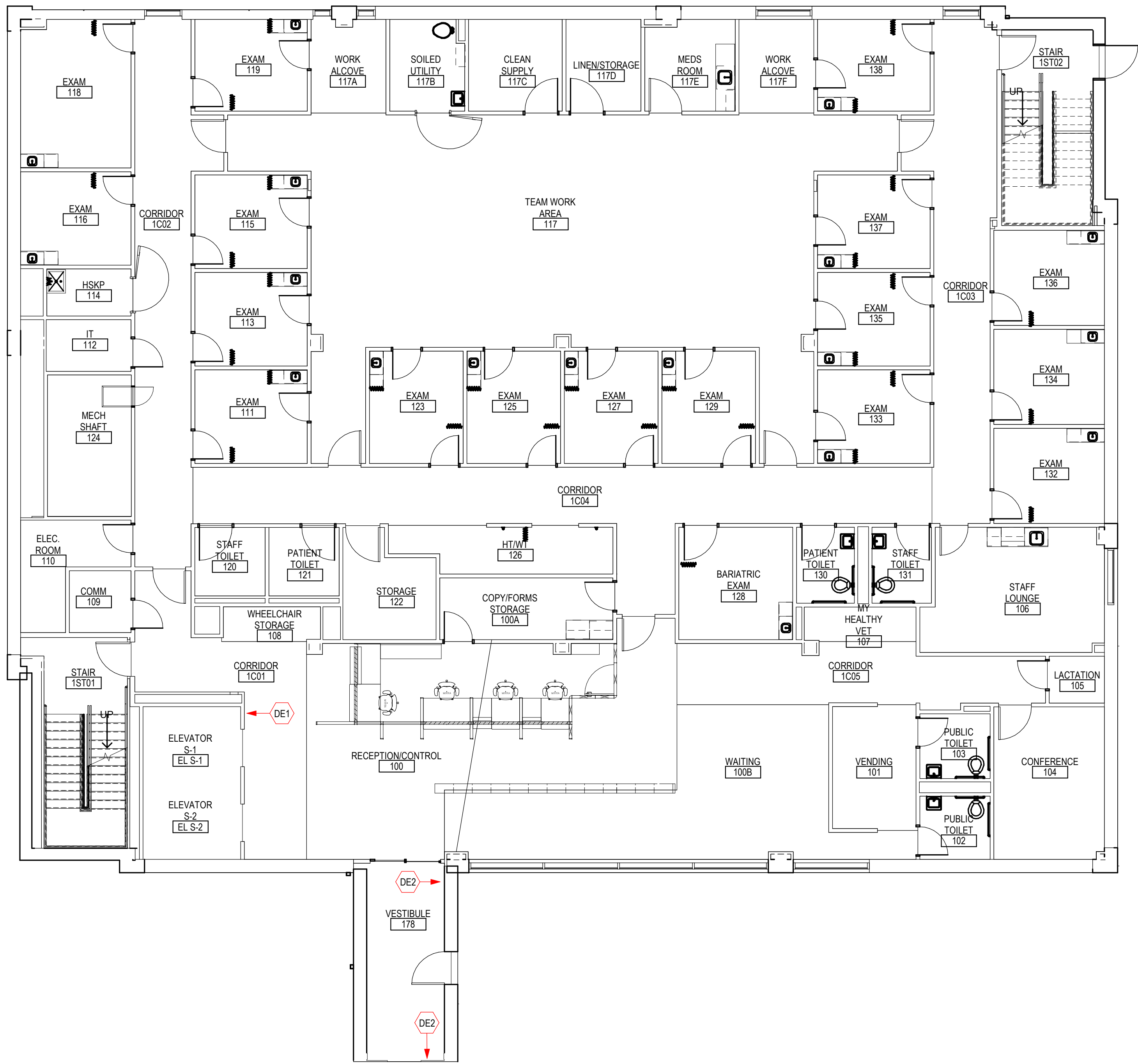
1. DETAIL DRAWINGS PERTAIN TO SIGNAGE IN ALL BUILDINGS INCLUDED IN THE SCOPE OF WORK.
2. ALL SIGNAGE IDENTIFYING PERMANENT ROOMS SHALL COMPLY WITH 2010 STANDARD FOR ACCESSIBLE DESIGN.
3. ALL PERMANENT ROOM SIGNAGE TO HAVE TOP SECTION RAISED TEXT AND LOWER SECTION BRaille. BRAILLE TO BE GRADE 2.
4. ALL ROOM IDENTIFICATION SIGNS TO BE MOUNTED ON LATCH SIDE OF DOOR UNLESS NOTED OTHERWISE. IF NO SPACE EXISTS ON LATCH SIDE MOUNT SIGN TO THE NEAREST ADJACENT WALL. SIGNS MUST BE 2" FROM DOOR JAMB WITH 18" CLEAR FLOOR SPACE FROM CENTER OF SIGN.
5. ALL SIGN TEXT AND NUMBERING SUBJECT TO FINAL APPROVAL BY OWNER.
6. ALL SIGNS MOUNTED TO GLASS TO HAVE GLASS BACKER.
7. SIGNS TO BE MOUNTED ACCORDING TO MANUFACTURERS INSTALLATION INSTRUCTIONS AND MATERIALS.
8. SIGN DETAILS ARE FOR REFERENCE ONLY. ACTUAL DESIGN TO BE PROVIDED BY THE VENDOR, FOLLOWING FACTORY STANDARD, AND SUBJECT TO OWNER APPROVAL.
9. REINSTALL CEILING SYSTEMS REMOVED AND SALVAGED DURING DEMOLITION. REPLACE ANY DAMAGED CEILING FINISHES IN-KIND WITH EXISTING.
10. WHERE WALL COVERING WAS REMOVED, PATCH AND PAINT WALLS TO MATCH EXISTING PAINT.

KEYPLAN

The keyplan shows a large, irregular building footprint on the left side of the site, connected by a narrow corridor to a smaller, more compact building footprint on the right. One building within the right-hand footprint is shaded grey and labeled 'BLDG 42'.

C:\Users\czupan\Documents\17721 IA VA Signage_R23_czupanJAMEX.rvt

C:\Users\czupar\Documents\17721 IA VA Signage_R22_csupar\AMEX.dwg 10/10/2024 11:34:04 AM



DEMOLITION GENERAL NOTES

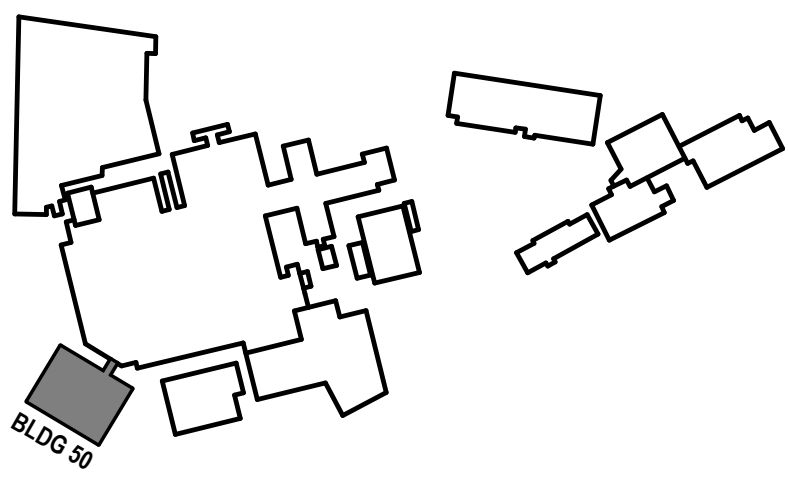
1. CONTRACTOR SHALL COORDINATE ALL DEMOLITION WORK, PHASING AND SEQUENCING WITH THE OWNER. ANY INFORMATION REGARDING SEQUENCING PROVIDED IN THESE DOCUMENTS IS FOR ARCHITECT - OWNER PLANNING PURPOSES ONLY, UNLESS NOTED OTHERWISE.
2. CONTRACTOR SHALL BE RESPONSIBLE FOR COORDINATING WITH ALL TRADES FOR THE DEMOLITION WORK REQUIRED FOR THIS PROJECT.
3. PATCH AND REPAIR SURFACE TO MATCH EXISTING FINISHES WHERE WALL AND CEILING MOUNTED SIGNAGE IS SCHEDULED TO BE REMOVED, UNLESS NOTED OTHERWISE. WHERE WALLCOVERING OCCURS, PATCH AND PREPARE SURFACE FOR PAINT. PAINT TO MATCH CAMPUS STANDARDS.
4. ALL DISTURBED AREAS, WALLS, PARTITIONS, FLOORS, ETC. DAMAGED BY DEMOLITION WORK SHALL BE PATCHED TO MATCH ADJACENT AREA.
5. OWNER RESERVES THE RIGHT OF FIRST REFUSAL OF ALL SALVAGED ITEMS.
6. SALVAGED ITEMS SCHEDULED FOR REUSE SHALL BE CLEANED, RESTORED AND/OR REFINISHED TO LIKE NEW CONDITION, UNLESS NOTED OTHERWISE.
7. SEE LANDSCAPE ARCHITECTURAL DRAWINGS FOR RELATED DEMOLITION AND PREP WORK.
8. REMOVE AND SALVAGE EXISTING CIELING TILES FOR INSTALLATION OF ABOVE CIELING SIGNAGE SUPPORTS.
9. WHERE WALLCOVERING OCCURS AND SIGNAGE IS REMOVED, REMOVE WALLCOVERING AND PATCH AND PREP WALL FOR PAINT.
10. REMOVE ALL OVERHEAD SIGNAGE IN PARKING RAMP UNLESS OTHERWISE NOTED.

DEMOLITION PLAN KEYED NOTES

- DE1 WAYFINDING SIGNAGE TO BE REMOVED, UPDATED, AND REPLACED
- DE2 REMOVE WAYFINDING SIGNAGE AND REPAIR SURFACE TO MATCH EXISTING FINISHES
- DE3 ROOM IDENTIFICATION SIGNAGE TO BE REMOVED, UPDATED, AND REPLACED
- DE4 GENERAL AND LIFE SAFETY SIGNAGE TO BE REMOVED, UPDATED, AND REPLACED
- DE5 REMOVE GENERAL SIGNAGE AND REPAIR SURFACE TO MATCH EXISTING FINISHES
- DE6 REMOVE TEMPORARY SIGN
- DE7 REMOVE UNUSED SIGN POSTS. PATCH SURFACE
- DE8 REMOVE POST AND PANEL SIGNS. REPLACE
- DE9 REMOVE SIGN. REPLACE
- DE10 REMOVE SIGN. PATCH SURFACE
- DE11 REMOVE SIGN
- DE12 REMOVE DOOR MOUNTED SIGN. PATCH AND PAINT SURFACE TO MATCH EXISTING
- DE13 RELOCATE ITEMS TO SOUTH WALL OR ENCLOSED TACKBOARDS. HAZARD SIGNS, AED SIGN, AND PHONE LIST TO REMAIN
- DE14 REMOVE EXISTING WALLCOVERING WHERE INDICATED. REPAIR WALL AND PAINT SURFACE TO ACCORDING TO CAMPUS STANDARDS
- DE15 REMOVE ADHERED LETTERING FROM CHECK-IN WINDOW
- DE16 REMOVE EMERGENCY DEPARTMENT, HOSPITAL ENTRANCE, AND NO SMOKING SIGNS. REPAIR SURFACE
- DE17 REMOVE CLEARANCE BAR. REPAIR SURFACE
- DE18 OVERHEAD SIGN TO REMAIN (MESSAGE: OUT, DROP-OFF)
- DE19 OVERHEAD SIGN TO REMAIN (MESSAGE: DROP-OFF)
- DE20 OVERHEAD SIGN TO REMAIN (MESSAGE: PARK, PARKING)
- DE21 REMOVE EMERGENCY BANNER

NOTE: NOT ALL KEYED NOTES MAY BE USED ON EACH PLAN

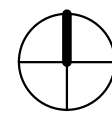
KEYPLAN



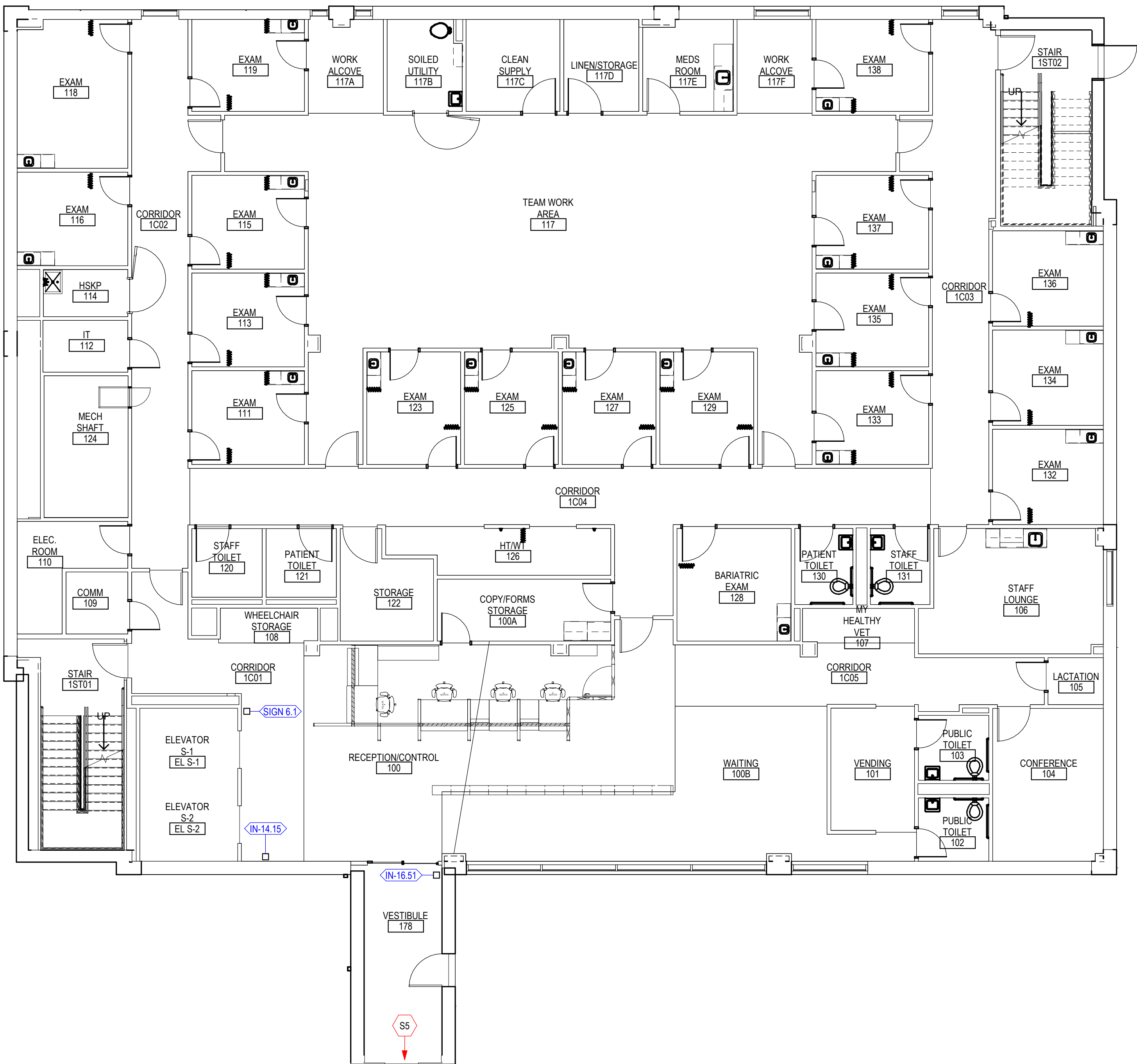
1 BUILDING 50 - FLOOR 1 DEMOLITION PLAN

1/8" = 1'-0"

0 4' 8' 16'



		CONSULTANT	<div>DESIGNER OF RECORD</div> <div><div>ANDERSON</div><div>13605 1st Ave. N. #100 Plymouth, MN 55441 P 763.412.4000 F 763.412.4090 ae-mn.com Anderson Engineering of Minnesota, LLC Proj # 17721</div></div>	STAMP	<div>Office of Construction and Facilities Management</div> <div>VAU.S. Department of Veterans Affairs</div>	<div>Drawing Title</div> <div>BUILDING 50 - FLOOR 1 DEMOLITION PLAN</div>	<div>Phase</div> <div>100% CONSTRUCTION DOCUMENTS</div>	<div>Project Title</div> <div>IOWA CITY VAMC UPDATE SIGNAGE AND WAYFINDING</div>	<div>Project Number</div> <div>636A8-23-101</div>			
						<div>Building Number</div> <div>50</div>						
						<div>Drawing Number</div> <div>50-A1</div>						
<div>Revisions:</div>	<div>Date:</div>					<div>Approved:</div>		<div>Location</div> <div>601 HWY 6 WEST, IOWA CITY, IA</div>	<div>Issue Date</div> <div>10/10/2024</div>	<div>Checked</div> <div>CZ</div>	<div>Drawn</div> <div>CZ</div>	

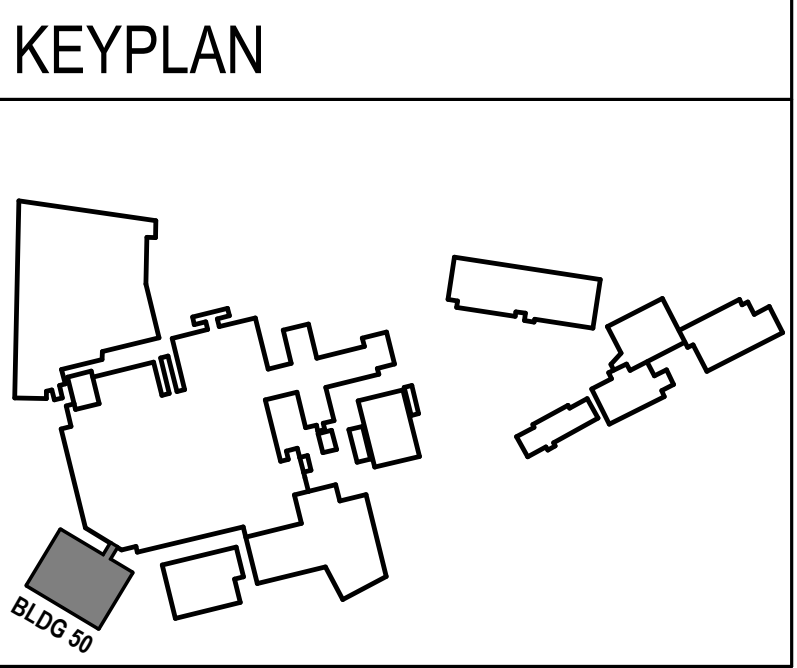



BUILDING 50 SIGNAGE SCHEDULE					
ROOM NUMBER	SIGN TYPE	QTY	SIGN MESSAGE	SIGN MESSAGE 2	REMARKS
100	IN-14.15	1	LEVEL 1	TBD (5 BLANK SPACES)	WALL MOUNTED
100	SIGN 6.1	1	LEVEL 1	TBD (5 BLANK SPACES)	WALL MOUNTED
178	IN-16.51	1	BUILDING 50	N/A	SOFFIT/CEILING MOUNTED

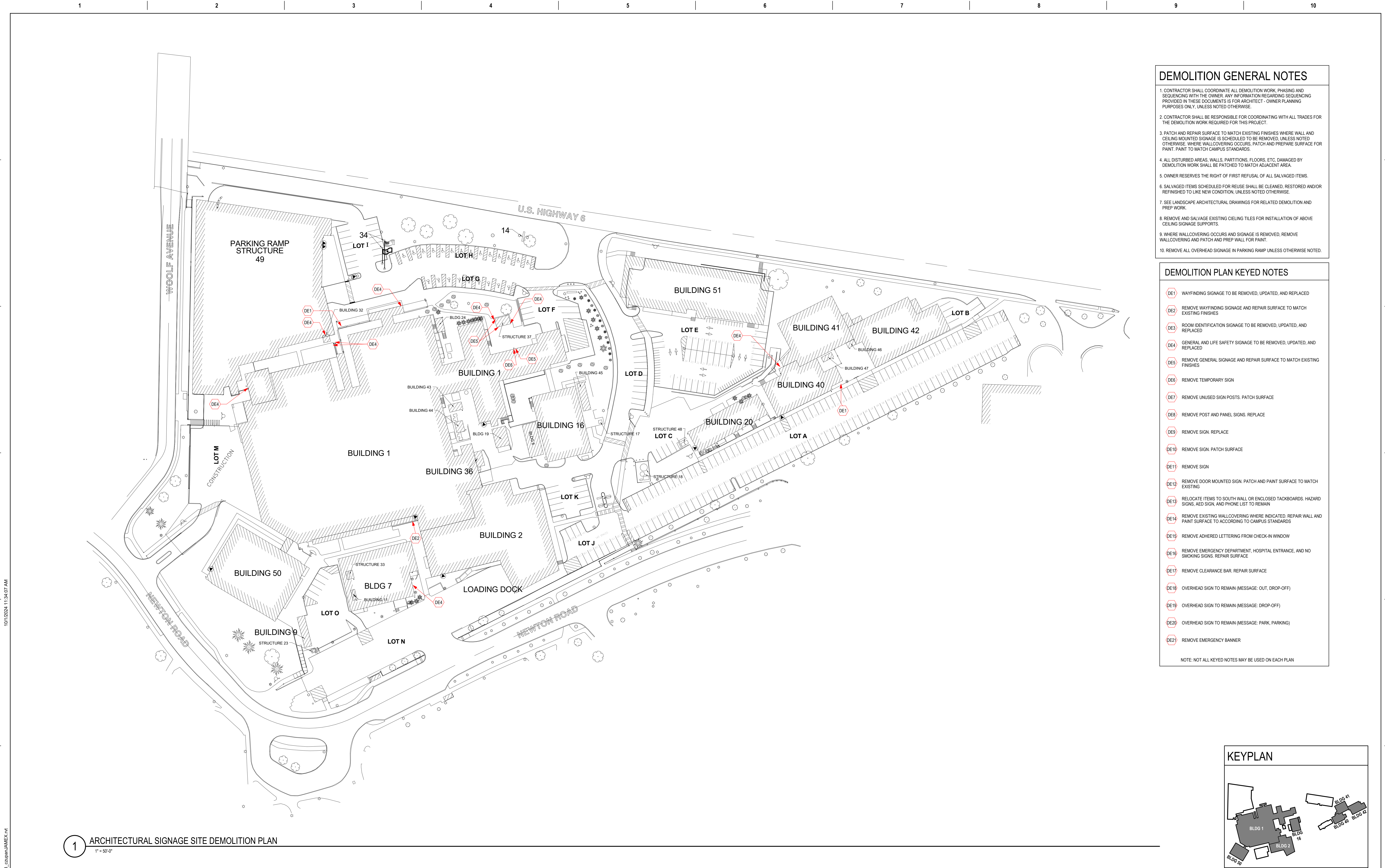
- ### SIGNAGE GENERAL NOTES
- DETAIL DRAWINGS PERTAIN TO SIGNAGE IN ALL BUILDINGS INCLUDED IN THE SCOPE OF WORK.
 - ALL SIGNAGE IDENTIFYING PERMANENT ROOMS SHALL COMPLY WITH 2010 STANDARD FOR ACCESSIBLE DESIGN.
 - ALL PERMANENT ROOM SIGNAGE TO HAVE TOP SECTION RAISED TEXT AND LOWER SECTION BRAILLE. BRAILLE TO BE GRADE 2.
 - ALL ROOM IDENTIFICATION SIGNS TO BE MOUNTED ON LATCH SIDE OF DOOR UNLESS NOTED OTHERWISE. IF NO SPACE EXISTS ON LATCH SIDE MOUNT SIGN TO THE NEAREST ADJACENT WALL. SIGNS MUST BE 2" FROM DOOR JAMB WITH 18" CLEAR FLOOR SPACE FROM CENTER OF SIGN.
 - ALL SIGN TEXT AND NUMBERING SUBJECT TO FINAL APPROVAL BY OWNER.
 - ALL SIGNS MOUNTED TO GLASS TO HAVE GLASS BACKER.
 - SIGNS TO BE MOUNTED ACCORDING TO MANUFACTURERS INSTALLATION INSTRUCTIONS AND MATERIALS.
 - SIGN DETAILS ARE FOR REFERENCE ONLY. ACTUAL DESIGN TO BE PROVIDED BY THE VENDOR, FOLLOWING FACILITY STANDARD, AND SUBJECT TO OWNER APPROVAL.
 - REINSTALL CEILING SYSTEMS REMOVED AND SALVAGED DURING DEMOLITION. REPLACE ANY DAMAGED CEILING FINISHES IN-KIND WITH EXISTING.
 - WHERE WALL COVERING WAS REMOVED, PATCH AND PAINT WALLS TO MATCH EXISTING PAINT.

- ### SIGNAGE KEYED NOTES
- S1 DOOR MOUNTED.
 - S2 CEILING MOUNTED.
 - S3 ADJUST DIRECTORY LOCATION AS NECESSARY.
 - S4 NOT USED.
 - S5 WALKWAY TO BUILDING 1, LEVEL 1.
 - S6 WALKWAY TO BUILDING 1, BASEMENT LEVEL.
 - S7 WALKWAY INTO BUILDING 2.
 - S8 WALKWAY TO BUILDING 50.
 - S9 CONNECTION TO BUILDING 40.
 - S10 BUILDING 41.
 - S11 BUILDING 42.
 - S12 BUILDING 41 ROOF ACCESS.
 - S13 RESERVED STALLS 1.1-1.23
 - S14 RESERVED STALLS 1.24-1.45
 - S15 RESERVED STALLS 1.46-1.53
 - S16 RESERVED STALLS 2.1-2.40
 - S17 RESERVED STALLS 2.41-74
 - S18 RESERVED STALLS 2.75-2.105
 - S19 RESERVED STALLS 3.1-3.20
 - S20 RESERVED STALLS 3.21-3.51
 - S21 RESERVED STALLS 3.52-3.84
 - S22 RESERVED STALLS 4.1-4.20
 - S23 RESERVED STALLS 4.21-4.61
- NOTE: NOT ALL KEYED NOTES MAY BE USED ON EACH PLAN

1 BUILDING 50 - FLOOR 1 SIGNAGE PLAN
1/8" = 1'-0"



CONSULTANT		DESIGNER OF RECORD		STAMP		Office of Construction and Facilities Management		Drawing Title		Phase		Project Title		Project Number	
		ANDERSON				U.S. Department of Veterans Affairs		BUILDING 50 - FLOOR 1 SIGNAGE PLAN		100% CONSTRUCTION DOCUMENTS		IOWA CITY VAMC		636A8-23-101	
		13605 1st Ave. N. #100 Plymouth, MN 55441 P 763.412.4000 F 763.412.4090 ae-mn.com Anderson Engineering of Minnesota, LLC Proj # 17721						Approved:				UPDATE SIGNAGE AND WAYFINDING		Building Number 50	
Revisions:		Date:										Location 601 HWY 6 WEST, IOWA CITY, IA		Drawing Number	
												Issue Date 10/10/2024		50-A2	
												Checked CZ			
												Drawn CZ			



DEMOLITION GENERAL NOTES

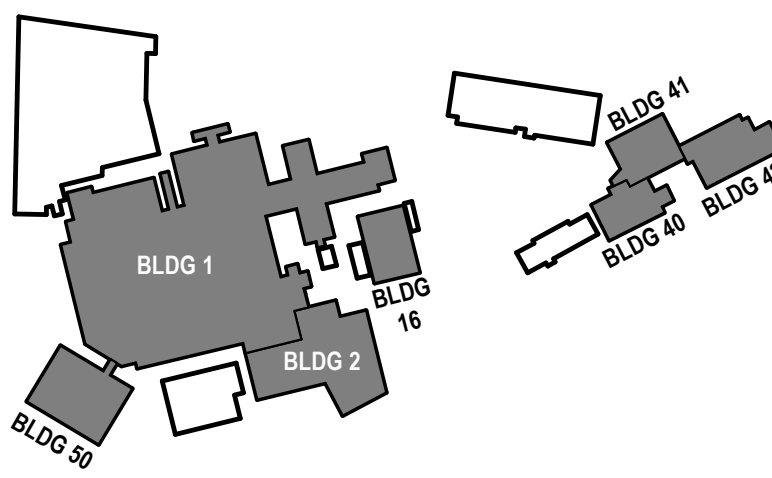
1. CONTRACTOR SHALL COORDINATE ALL DEMOLITION WORK, PHASING AND SEQUENCING WITH THE OWNER. ANY INFORMATION REGARDING SEQUENCING PROVIDED IN THESE DOCUMENTS IS FOR ARCHITECT - OWNER PLANNING PURPOSES ONLY. UNLESS NOTED OTHERWISE.
2. CONTRACTOR SHALL BE RESPONSIBLE FOR COORDINATING WITH ALL TRADES FOR THE DEMOLITION WORK REQUIRED FOR THIS PROJECT.
3. PATCH AND REPAIR SURFACE TO MATCH EXISTING FINISHES WHERE WALL AND CEILING MOUNTED SIGNAGE IS SCHEDULED TO BE REMOVED. UNLESS NOTED OTHERWISE. WHERE WALLCOVERING OCCURS, PATCH AND PREPARE SURFACE FOR PAINT. PAINT TO MATCH CAMPUS STANDARDS.
4. ALL DISTURBED AREAS, WALLS, PARTITIONS, FLOORS, ETC. DAMAGED BY DEMOLITION WORK SHALL BE PATCHED TO MATCH ADJACENT AREA.
5. OWNER RESERVES THE RIGHT OF FIRST REFUSAL OF ALL SALVAGED ITEMS.
6. SALVAGED ITEMS SCHEDULED FOR REUSE SHALL BE CLEANED, RESTORED AND/OR REFINISHED TO LIKE NEW CONDITION. UNLESS NOTED OTHERWISE.
7. SEE LANDSCAPE ARCHITECTURAL DRAWINGS FOR RELATED DEMOLITION AND PREP WORK.
8. REMOVE AND SALVAGE EXISTING CEILING TILES FOR INSTALLATION OF ABOVE CEILING SIGNAGE SUPPORTS.
9. WHERE WALLCOVERING OCCURS AND SIGNAGE IS REMOVED, REMOVE WALLCOVERING AND PATCH AND PREP WALL FOR PAINT.
10. REMOVE ALL OVERHEAD SIGNAGE IN PARKING RAMP UNLESS OTHERWISE NOTED.

DEMOLITION PLAN KEYED NOTES

- DE1 WAYFINDING SIGNAGE TO BE REMOVED, UPDATED, AND REPLACED
- DE2 REMOVE WAYFINDING SIGNAGE AND REPAIR SURFACE TO MATCH EXISTING FINISHES
- DE3 ROOM IDENTIFICATION SIGNAGE TO BE REMOVED, UPDATED, AND REPLACED
- DE4 GENERAL AND LIFE SAFETY SIGNAGE TO BE REMOVED, UPDATED, AND REPLACED
- DE5 REMOVE GENERAL SIGNAGE AND REPAIR SURFACE TO MATCH EXISTING FINISHES
- DE6 REMOVE TEMPORARY SIGN
- DE7 REMOVE UNUSED SIGN POSTS. PATCH SURFACE
- DE8 REMOVE POST AND PANEL SIGNS. REPLACE
- DE9 REMOVE SIGN. REPLACE
- DE10 REMOVE SIGN. PATCH SURFACE
- DE11 REMOVE SIGN
- DE12 REMOVE DOOR MOUNTED SIGN. PATCH AND PAINT SURFACE TO MATCH EXISTING
- DE13 RELOCATE ITEMS TO SOUTH WALL OR ENCLOSED TACKBOARDS. HAZARD SIGNS, AED SIGN, AND PHONE LIST TO REMAIN
- DE14 REMOVE EXISTING WALLCOVERING WHERE INDICATED. REPAIR WALL AND PAINT SURFACE TO ACCORDING TO CAMPUS STANDARDS
- DE15 REMOVE ADHERED LETTERING FROM CHECK-IN WINDOW
- DE16 REMOVE EMERGENCY DEPARTMENT, HOSPITAL ENTRANCE, AND NO SMOKING SIGNS. REPAIR SURFACE
- DE17 REMOVE CLEARANCE BAR. REPAIR SURFACE
- DE18 OVERHEAD SIGN TO REMAIN (MESSAGE: OUT, DROP-OFF)
- DE19 OVERHEAD SIGN TO REMAIN (MESSAGE: DROP-OFF)
- DE20 OVERHEAD SIGN TO REMAIN (MESSAGE: PARK, PARKING)
- DE21 REMOVE EMERGENCY BANNER

NOTE: NOT ALL KEYED NOTES MAY BE USED ON EACH PLAN

KEYPLAN



1 ARCHITECTURAL SIGNAGE SITE DEMOLITION PLAN

1" = 50'-0"

CONSULTANT		DESIGNER OF RECORD		STAMP		Office of Construction and Facilities Management		Drawing Title		Phase		Project Title		Project Number	
		ANDERSON				U.S. Department of Veterans Affairs		ARCHITECTURAL SIGNAGE SITE DEMOLITION PLAN		100% CONSTRUCTION DOCUMENTS		IOWA CITY VAMC UPDATE SIGNAGE AND WAYFINDING		636A8-23-101	
		13605 1st Ave. N. #100 Plymouth, MN 55441 P 763.412.4000 F 763.412.4090 ae-mn.com Anderson Engineering of Minnesota, LLC Proj # 17721						Approved:				Location 601 HWY 6 WEST, IOWA CITY, IA		Building Number	
Revisions:		Date:										Issue Date 10/10/2024		Drawing Number A1	
												Checked CZ		Drawn CZ	

10/1/2024 11:34:10 AM
C:\Users\czupar\Documents\17721 IA VA Signage_R22_csupar\AMEX.rvt
VA FORM 08 - 6231



DEMOLITION GENERAL NOTES

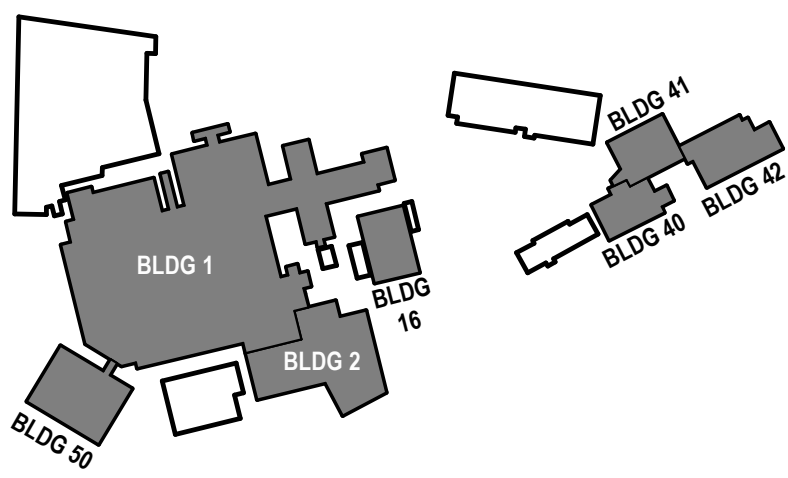
1. CONTRACTOR SHALL COORDINATE ALL DEMOLITION WORK, PHASING AND SEQUENCING WITH THE OWNER. ANY INFORMATION REGARDING SEQUENCING PROVIDED IN THESE DOCUMENTS IS FOR ARCHITECT - OWNER PLANNING PURPOSES ONLY, UNLESS NOTED OTHERWISE.
2. CONTRACTOR SHALL BE RESPONSIBLE FOR COORDINATING WITH ALL TRADES FOR THE DEMOLITION WORK REQUIRED FOR THIS PROJECT.
3. PATCH AND REPAIR SURFACE TO MATCH EXISTING FINISHES WHERE WALL AND CEILING MOUNTED SIGNAGE IS SCHEDULED TO BE REMOVED, UNLESS NOTED OTHERWISE. WHERE WALLCOVERING OCCURS, PATCH AND PREPARE SURFACE FOR PAINT. PAINT TO MATCH CAMPUS STANDARDS.
4. ALL DISTURBED AREAS, WALLS, PARTITIONS, FLOORS, ETC, DAMAGED BY DEMOLITION WORK SHALL BE PATCHED TO MATCH ADJACENT AREA.
5. OWNER RESERVES THE RIGHT OF FIRST REFUSAL OF ALL SALVAGED ITEMS.
6. SALVAGED ITEMS SCHEDULED FOR REUSE SHALL BE CLEANED, RESTORED AND/OR REFINISHED TO LIKE NEW CONDITION, UNLESS NOTED OTHERWISE.
7. SEE LANDSCAPE ARCHITECTURAL DRAWINGS FOR RELATED DEMOLITION AND PREP WORK.
8. REMOVE AND SALVAGE EXISTING CEILING TILES FOR INSTALLATION OF ABOVE CEILING SIGNAGE SUPPORTS.
9. WHERE WALLCOVERING OCCURS AND SIGNAGE IS REMOVED, REMOVE WALLCOVERING AND PATCH AND PREP WALL FOR PAINT.
10. REMOVE ALL OVERHEAD SIGNAGE IN PARKING RAMP UNLESS OTHERWISE NOTED.

DEMOLITION PLAN KEYED NOTES

- DE1 WAYFINDING SIGNAGE TO BE REMOVED, UPDATED, AND REPLACED
- DE2 REMOVE WAYFINDING SIGNAGE AND REPAIR SURFACE TO MATCH EXISTING FINISHES
- DE3 ROOM IDENTIFICATION SIGNAGE TO BE REMOVED, UPDATED, AND REPLACED
- DE4 GENERAL AND LIFE SAFETY SIGNAGE TO BE REMOVED, UPDATED, AND REPLACED
- DE5 REMOVE GENERAL SIGNAGE AND REPAIR SURFACE TO MATCH EXISTING FINISHES
- DE6 REMOVE TEMPORARY SIGN
- DE7 REMOVE UNUSED SIGN POSTS. PATCH SURFACE
- DE8 REMOVE POST AND PANEL SIGNS. REPLACE
- DE9 REMOVE SIGN. REPLACE
- DE10 REMOVE SIGN. PATCH SURFACE
- DE11 REMOVE SIGN
- DE12 REMOVE DOOR MOUNTED SIGN. PATCH AND PAINT SURFACE TO MATCH EXISTING
- DE13 RELOCATE ITEMS TO SOUTH WALL OR ENCLOSED TACKBOARDS. HAZARD SIGNS, AED SIGN, AND PHONE LIST TO REMAIN
- DE14 REMOVE EXISTING WALLCOVERING WHERE INDICATED. REPAIR WALL AND PAINT SURFACE TO ACCORDING TO CAMPUS STANDARDS
- DE15 REMOVE ADHERED LETTERING FROM CHECK-IN WINDOW
- DE16 REMOVE EMERGENCY DEPARTMENT, HOSPITAL ENTRANCE, AND NO SMOKING SIGNS. REPAIR SURFACE
- DE17 REMOVE CLEARANCE BAR. REPAIR SURFACE
- DE18 OVERHEAD SIGN TO REMAIN (MESSAGE: OUT, DROP-OFF)
- DE19 OVERHEAD SIGN TO REMAIN (MESSAGE: DROP-OFF)
- DE20 OVERHEAD SIGN TO REMAIN (MESSAGE: PARK, PARKING)
- DE21 REMOVE EMERGENCY BANNER

NOTE: NOT ALL KEYED NOTES MAY BE USED ON EACH PLAN

KEYPLAN



1 PARKING RAMP STRUCTURE - FLOOR 1 DEMOLITION PLAN
1" = 20'-0"

		CONSULTANT	DESIGNER OF RECORD	STAMP	Office of Construction and Facilities Management	Drawing Title	Phase	Project Title	Project Number
						PARKING RAMP STRUCTURE - FLOOR 1 DEMOLITION PLAN	100% CONSTRUCTION DOCUMENTS	IOWA CITY VAMC UPDATE SIGNAGE AND WAYFINDING	636A8-23-101
						Approved:		Location	Building Number
								601 HWY 6 WEST, IOWA CITY, IA	Drawing Number
								Issue Date	A3
								10/10/2024	
								Checked	
Revisions:	Date:				VA	U.S. Department of Veterans Affairs		Drawn	
			<div>ANDERSON</div> <div>13605 1st Ave. N. #100 Plymouth, MN 55441 P 763.412.4000 F 763.412.4090 ae-mn.com Anderson Engineering of Minnesota, LLC Proj # 17721</div>				CZ	CZ	

C:\Users\czupan\Documents\17721 IA VA Signage_R22_czupan\AMEX.rvt 10/10/2024 11:54:12 AM

1 PARKING RAMP STRUCTURE - FLOOR 1 SIGNAGE PLAN
1" = 20'-0"



PARKING RAMP LEVEL 1 SIGNAGE SCHEDULE					
LOCATION	SIGN TYPE	QTY	SIGN MESSAGE	SIGN MESSAGE 2	REMARKS
PARKING GARAGE	EN-08.01	1	EMERGENCY	N/A	SURFACE MOUNTED
PARKING GARAGE	EN-10.02	1	DO NOT ENTER	N/A	POST & PANEL
PARKING GARAGE	EN-10.03	1	YIELD	N/A	SURFACE MOUNTED
PARKING GARAGE	EN-10.09	2	GRAPHIC	N/A	SURFACE MOUNTED
1ST01	IN-08.01A	1	NO SMOKING OR VAPING	N/A	WALL MOUNTED
PARKING GARAGE	NC-06.03	1	EMERGENCY DEPARTMENT, AFTER HOURS ENTRANCE (LEFT ARROW)	MAIN HOSPITAL (STRAIGHT ARROW)	COLUMN MOUNTED FLAG SIGN, SOUBLE SIDED
PARKING GARAGE	NC-06.03	1	EMERGENCY DEPARTMENT, AFTER HOURS ENTRANCE (STRAIGHT ARROW)	MAIN HOSPITAL (STRAIGHT ARROW)	COLUMN MOUNTED FLAG SIGN, SOUBLE SIDED
PARKING GARAGE	PL-12.03	31	RESERVED	PATIENT PARKING	POST MOUNTED
PARKING GARAGE	PL-12.03	23	RESERVED	PATIENT PARKING	WALL MOUNTED
PARKING GARAGE	PL-12.03A	1	RESERVED	EMERGENCY DEPARTMENT PATIENT PARKING	POST MOUNTED
PARKING GARAGE	PL-12.03A	3	RESERVED	EMERGENCY DEPARTMENT PATIENT PARKING	WALL MOUNTED
PARKING GARAGE	PL-12.04	4	ADA PARKING ONLY	N/A	WALL MOUNTED
PARKING GARAGE	PS-02.03A	1	EXIT (LEFT ARROW)	PARKING (STRAIGHT ARROW), EXIT (RIGHT ARROW)	CEILING MOUNTED, DOUBLE SIDED
PARKING GARAGE	PS-02.03B	1	DROP-OFF (LEFT ARROW), PARK (RIGHT ARROW)	EXIT (STRAIGHT ARROW)	CEILING MOUNTED, DOUBLE SIDED
PARKING GARAGE	PS-02.03C	1	DO NOT ENTER	EXIT (STRAIGHT ARROW)	CEILING MOUNTED, DOUBLE SIDED
1ST01	PS-2.03D	1	EMERGENCY DEPARTMENT, AFTER HOURS ENTRANCE (LEFT ARROW)	MAIN HOSPITAL (RIGHT ARROW)	WALL MOUNTED
PARKING GARAGE	PS-02.03E	1	PARK (LEFT ARROW), NO RIGHT TURN	N/A	BEAM MOUNTED
PARKING GARAGE	PS-02.03P	1	(STRAIGHT ARROW) PATIENT DROP OFF	(RIGHT ARROW) PARKING	SURFACE MOUNTED, MOUNT BELOW EI-08.01, MESSAGE LAYOUT A
PARKING GARAGE	PS-09A	1	CLEARANCE 7'-0"	N/A	CEILING MOUNTED
PARKING GARAGE	PS-09B	1	CLEARANCE 7'-0"	N/A	CEILING MOUNTED
PARKING GARAGE	PS-09C	1	CLEARANCE 7'-0"	N/A	CEILING MOUNTED
PARKING GARAGE	PS-09D	1	CLEARANCE 11'-0"	N/A	L-MOUNT
PARKING GARAGE	PS-09E	1	CLEARANCE 11'-0"	N/A	L-MOUNT
PARKING GARAGE	PS-09F	1	CLEARANCE 7'-0"	N/A	L-MOUNT
PARKING GARAGE	PS-09G	1	CLEARANCE 7'-0"	N/A	L-MOUNT

PHASING NOTES - PARKING STRUCTURE

- CONTRACTOR MUST INSTALL SIGNS WITHIN PARKING STRUCTURE SUCH THAT THE FOLLOWING PHASING PARAMETERS ARE MET.
- CONTRACTOR MUST DEVELOP A PHASING PLAN AND OBTAIN APPROVAL OF PROPOSED PHASING PLAN FROM VA COR FOR INSTALLING SIGNS WITHIN PARKING STRUCTURE.
- PARKING STALLS MUST BE AVAILABLE TO STAFF AND PATIENTS DURING VA NORMAL OPERATING DAYTIME HOURS.
- CONTRACTOR MUST TAKE PRECAUTIONS TO AVOID DAMAGING PRIVATE AND GOVERNMENT OWNED VEHICLES.
- CONTRACTOR MUST COMPLETE WORK REQUIRING A VACANT PARKING STALL OR DRIVE LANE CLOSURE DURING OFF HOURS (BETWEEN 5PM AND 6AM) OR ON THE WEEKENDS.
- FOR WORK OCCURRING OFF HOURS, VA WILL ALLOW CLOSURE UP TO ONE PARKING LEVEL AT A TIME.
- CONTRACTOR MUST KEEP THROUGH LANES TO UPPER LEVELS ON WHEN WORK IS OCCURRING ON LOWER LEVELS THAT REQUIRE CLOSURE.
- CONTRACTOR MUST COMPLETE WORK ON ANY PHASE ENTIRELY PRIOR TO COMMENCING WORK ON A SUBSEQUENT PHASE.
- PARKING SIGNAGE OUTSIDE OF PARKING STRUCTURE MUST ALSO BE COMPLETED OFF HOURS.

SIGNAGE GENERAL NOTES

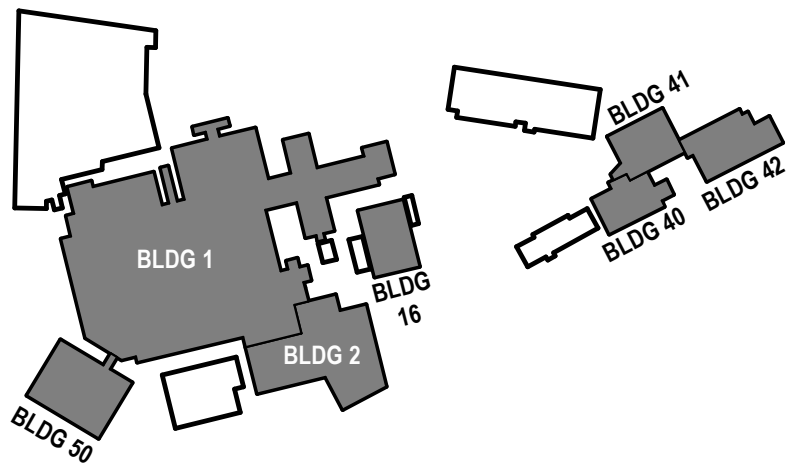
- DETAIL DRAWINGS PERTAIN TO SIGNAGE IN ALL BUILDINGS INCLUDED IN THE SCOPE OF WORK.
- ALL SIGNAGE IDENTIFYING PERMANENT ROOMS SHALL COMPLY WITH 2010 STANDARD FOR ACCESSIBLE DESIGN.
- ALL PERMANENT ROOM SIGNAGE TO HAVE TOP SECTION RAISED TEXT AND LOWER SECTION BRAILLE. BRAILLE TO BE GRADE 2.
- ALL ROOM IDENTIFICATION SIGNS TO BE MOUNTED ON LATCH SIDE OF DOOR UNLESS NOTED OTHERWISE. IF NO SPACE EXISTS ON LATCH SIDE MOUNT SIGN TO THE NEAREST ADJACENT WALL. SIGNS MUST BE 2" FROM DOOR JAMB WITH 18" CLEAR FLOOR SPACE FROM CENTER OF SIGN.
- ALL SIGN TEXT AND NUMBERING SUBJECT TO FINAL APPROVAL BY OWNER.
- ALL SIGNS MOUNTED TO GLASS TO HAVE GLASS BACKER.
- SIGNS TO BE MOUNTED ACCORDING TO MANUFACTURERS INSTALLATION INSTRUCTIONS AND MATERIALS.
- SIGN DETAILS ARE FOR REFERENCE ONLY. ACTUAL DESIGN TO BE PROVIDED BY THE VENDOR, FOLLOWING FACILITY STANDARD, AND SUBJECT TO OWNER APPROVAL.
- REINSTALL CEILING SYSTEMS REMOVED AND SALVAGED DURING DEMOLITION. REPLACE ANY DAMAGED CEILING FINISHES IN-KIND WITH EXISTING.
- WHERE WALL COVERING WAS REMOVED, PATCH AND PAINT WALLS TO MATCH EXISTING PAINT.

SIGNAGE KEYED NOTES

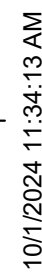
- S1 DOOR MOUNTED.
- S2 CEILING MOUNTED.
- S3 ADJUST DIRECTORY LOCATION AS NECESSARY.
- S4 NOT USED.
- S5 WALKWAY TO BUILDING 1, LEVEL 1.
- S6 WALKWAY TO BUILDING 1, BASEMENT LEVEL.
- S7 WALKWAY INTO BUILDING 2.
- S8 WALKWAY TO BUILDING 50.
- S9 CONNECTION TO BUILDING 40.
- S10 BUILDING 41.
- S11 BUILDING 42.
- S12 BUILDING 41 ROOF ACCESS.
- S13 RESERVED STALLS 1.1-1.23
- S14 RESERVED STALLS 1.24-1.45
- S15 RESERVED STALLS 1.46-1.53
- S16 RESERVED STALLS 2.1-2.40
- S17 RESERVED STALLS 2.41-74
- S18 RESERVED STALLS 2.75-2.105
- S19 RESERVED STALLS 3.1-3.20
- S20 RESERVED STALLS 3.21-3.51
- S21 RESERVED STALLS 3.52-3.84
- S22 RESERVED STALLS 4.1-4.20
- S23 RESERVED STALLS 4.21-4.61

NOTE: NOT ALL KEYED NOTES MAY BE USED ON EACH PLAN

KEYPLAN



CONSULTANT		DESIGNER OF RECORD		STAMP		Office of Construction and Facilities Management		Drawing Title		Phase		Project Title		Project Number	
		ANDERSON				U.S. Department of Veterans Affairs		PARKING RAMP STRUCTURE - FLOOR 1 SIGNAGE PLAN		100% CONSTRUCTION DOCUMENTS		IOWA CITY VAMC UPDATE SIGNAGE AND WAYFINDING		636A8-23-101	
Revisions:		13605 1st Ave. N. #100 Plymouth, MN 55441 P 763.412.4000 F 763.412.4090 ae-mn.com Anderson Engineering of Minnesota, LLC Proj # 17721						Approved:				Location 601 HWY 6 WEST, IOWA CITY, IA		Building Number	
Date:												Issue Date 10/10/2024		Drawing Number A4	
												Checked CZ		Drawn CZ	



A **B** **C** **D** **E** **F**

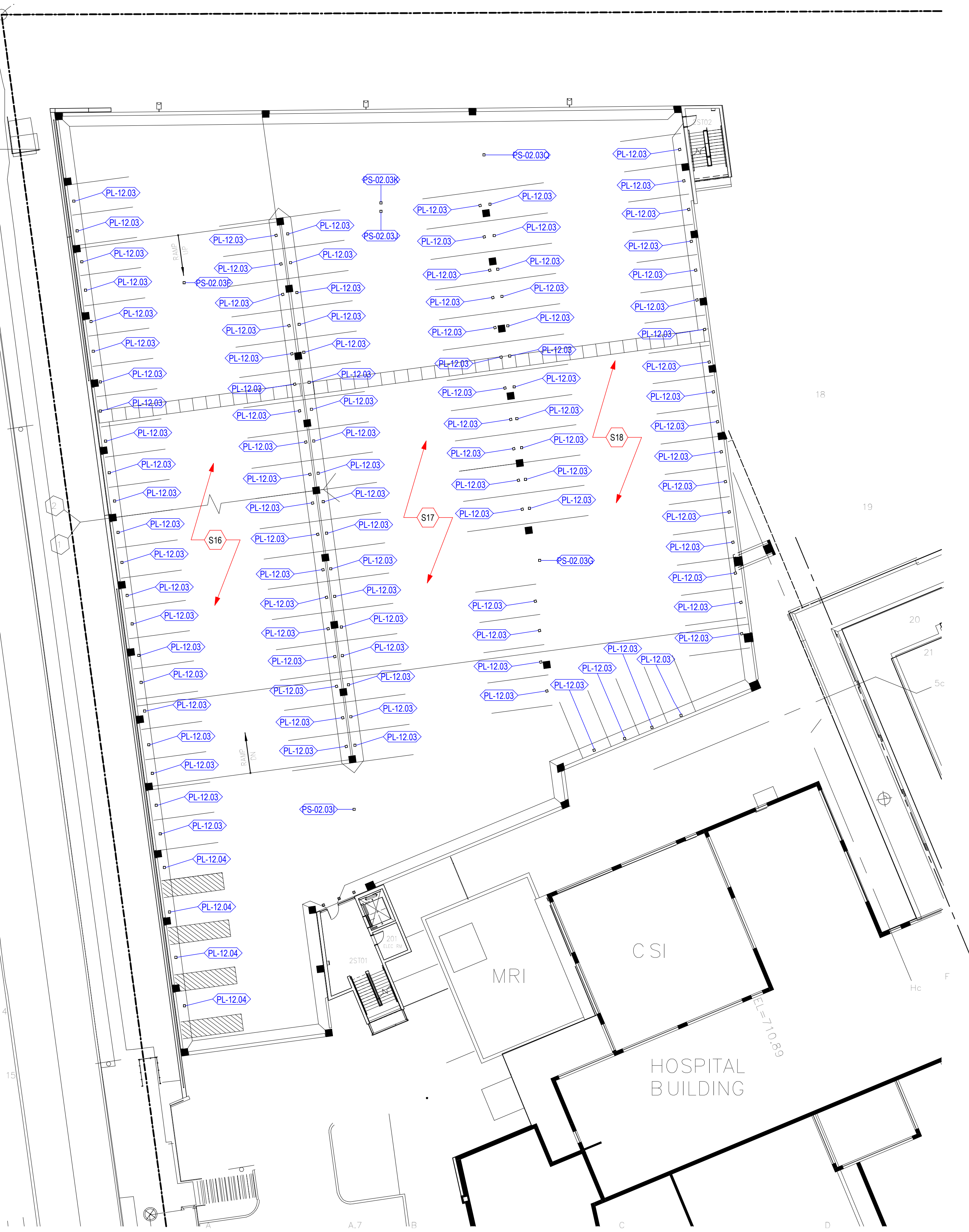
- NOTE: NOT ALL KEYED NOTES MAY BE USED ON EACH PLAN

C:\Users\czupar\Documents\17721 IA VA Signage R23 czupar\JAMEX.mtVA FORM 08-6231

C:\Users\czupan\Documents\17721 IA VA Signage_R22_czupan\AMEX.rvt 10/10/2024 11:54:15 AM

1 PARKING RAMP STRUCTURE - FLOOR 2 SIGNAGE PLAN
1" = 20'-0"

WOOLF
AVENUE



PARKING RAMP LEVEL 2 SIGNAGE SCHEDULE					
LOCATION	SIGN TYPE	QTY	SIGN MESSAGE	SIGN MESSAGE 2	REMARKS
PARKING GARAGE	PL-12.03	27	RESERVED	PATIENT PARKING	POST MOUNTED
PARKING GARAGE	PL-12.03	42	RESERVED	PATIENT PARKING	WALL MOUNTED
PARKING GARAGE	PL-12.03	36	RESERVED	PATIENT PARKING	WIRE MOUNTED
PARKING GARAGE	PL-12.04	4	ADA PARKING ONLY	N/A	WALL MOUNTED
PARKING GARAGE	PS-02.03F	1	EXIT (STRAIGHT ARROW)	PARK (LEFT ARROW), ADA PARKING, AUTHORIZED STAFF PARKING (STRAIGHT ARROW)	CEILING MOUNTED, DOUBLE SIDED
PARKING GARAGE	PS-02.03G	1	EXIT (LEFT ARROW)	PARK (STRAIGHT ARROW)	BEAM MOUNTED, ONE SIDED
PARKING GARAGE	PS-02.03I	1	PARK (LEFT ARROW, STRAIGHT ARROW)	N/A	CEILING MOUNTED, ONE SIDED
PARKING GARAGE	PS-02.03J	1	EXIT (RIGHT ARROW), PATIENT/VISITOR PARKING (RIGHT ARROW)	N/A	BEAM MOUNTED, ONE SIDED
PARKING GARAGE	PS-02.03K	1	EXIT (STRAIGHT ARROW)	N/A	BEAM MOUNTED, ONE SIDED
PARKING GARAGE	PS-02.03Q	1	EXIT (LEFT ARROW), PATIENT/VISITOR PARKING (STRAIGHT ARROW)	N/A	BEAM MOUNTED, ONE SIDED

PHASING NOTES -
PARKING STRUCTURE

- CONTRACTOR MUST INSTALL SIGNS WITHIN PARKING STRUCTURE SUCH THAT THE FOLLOWING PHASING PARAMETERS ARE MET.
- CONTRACTOR MUST DEVELOP A PHASING PLAN AND OBTAIN APPROVAL OF PROPOSED PHASING PLAN FROM VA COR FOR INSTALLING SIGNS WITHIN PARKING STRUCTURE.
- PARKING STALLS MUST BE AVAILABLE TO STAFF AND PATIENTS DURING VA NORMAL OPERATING DAYTIME HOURS.
- CONTRACTOR MUST TAKE PRECAUTIONS TO AVOID DAMAGING PRIVATE AND GOVERNMENT OWNED VEHICLES.
- CONTRACTOR MUST COMPLETE WORK REQUIRING A VACANT PARKING STALL OR DRIVE LANE CLOSURE DURING OFF HOURS (BETWEEN 5PM AND 6AM) OR ON THE WEEKENDS.
- FOR WORK OCCURRING OFF HOURS, VA WILL ALLOW CLOSURE UP TO ONE PARKING LEVEL AT A TIME.
- CONTRACTOR MUST KEEP THROUGH LANES TO UPPER LEVELS ON WHEN WORK IS OCCURRING ON LOWER LEVELS THAT REQUIRE CLOSURE.
- CONTRACTOR MUST COMPLETE WORK ON ANY PHASE ENTIRELY PRIOR TO COMMENCING WORK ON A SUBSEQUENT PHASE.
- PARKING SIGNAGE OUTSIDE OF PARKING STRUCTURE MUST ALSO BE COMPLETED OFF HOURS.

SIGNAGE GENERAL NOTES

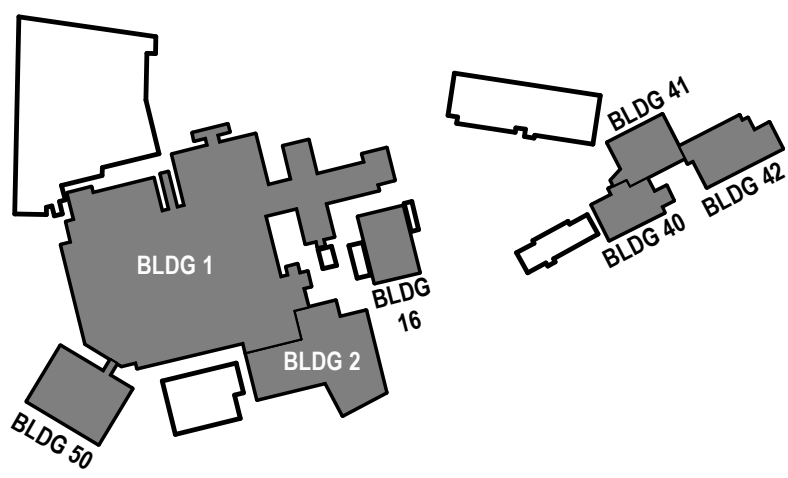
- DETAIL DRAWINGS PERTAIN TO SIGNAGE IN ALL BUILDINGS INCLUDED IN THE SCOPE OF WORK.
- ALL SIGNAGE IDENTIFYING PERMANENT ROOMS SHALL COMPLY WITH 2010 STANDARD FOR ACCESSIBLE DESIGN.
- ALL PERMANENT ROOM SIGNAGE TO HAVE TOP SECTION RAISED TEXT AND LOWER SECTION BRAILLE. BRAILLE TO BE GRADE 2.
- ALL ROOM IDENTIFICATION SIGNS TO BE MOUNTED ON LATCH SIDE OF DOOR UNLESS NOTED OTHERWISE. IF NO SPACE EXISTS ON LATCH SIDE MOUNT SIGN TO THE NEAREST ADJACENT WALL. SIGNS MUST BE 2" FROM DOOR JAMB WITH 18" CLEAR FLOOR SPACE FROM CENTER OF SIGN.
- ALL SIGN TEXT AND NUMBERING SUBJECT TO FINAL APPROVAL BY OWNER.
- ALL SIGNS MOUNTED TO GLASS TO HAVE GLASS BACKER.
- SIGNS TO BE MOUNTED ACCORDING TO MANUFACTURERS INSTALLATION INSTRUCTIONS AND MATERIALS.
- SIGN DETAILS ARE FOR REFERENCE ONLY. ACTUAL DESIGN TO BE PROVIDED BY THE VENDOR, FOLLOWING FACILITY STANDARD, AND SUBJECT TO OWNER APPROVAL.
- REINSTALL CEILING SYSTEMS REMOVED AND SALVAGED DURING DEMOLITION. REPLACE ANY DAMAGED CEILING FINISHES IN-KIND WITH EXISTING.
- WHERE WALL COVERING WAS REMOVED, PATCH AND PAINT WALLS TO MATCH EXISTING PAINT.

SIGNAGE KEYED NOTES

- S1 DOOR MOUNTED.
- S2 CEILING MOUNTED.
- S3 ADJUST DIRECTORY LOCATION AS NECESSARY.
- S4 NOT USED.
- S5 WALKWAY TO BUILDING 1, LEVEL 1.
- S6 WALKWAY TO BUILDING 1, BASEMENT LEVEL.
- S7 WALKWAY INTO BUILDING 2.
- S8 WALKWAY TO BUILDING 50.
- S9 CONNECTION TO BUILDING 40.
- S10 BUILDING 41.
- S11 BUILDING 42.
- S12 BUILDING 41 ROOF ACCESS.
- S13 RESERVED STALLS 1.1-1.23
- S14 RESERVED STALLS 1.24-1.45
- S15 RESERVED STALLS 1.46-1.53
- S16 RESERVED STALLS 2.1-2.40
- S17 RESERVED STALLS 2.41-74
- S18 RESERVED STALLS 2.75-2.105
- S19 RESERVED STALLS 3.1-3.20
- S20 RESERVED STALLS 3.21-3.51
- S21 RESERVED STALLS 3.52-3.84
- S22 RESERVED STALLS 4.1-4.20
- S23 RESERVED STALLS 4.21-4.61

NOTE: NOT ALL KEYED NOTES MAY BE USED ON EACH PLAN

KEYPLAN



CONSULTANT		DESIGNER OF RECORD		STAMP		Office of Construction and Facilities Management		Drawing Title		Phase		Project Title		Project Number	
		ANDERSON				U.S. Department of Veterans Affairs		PARKING RAMP STRUCTURE - FLOOR 2 SIGNAGE PLAN		100% CONSTRUCTION DOCUMENTS		IOWA CITY VAMC UPDATE SIGNAGE AND WAYFINDING		636A8-23-101	
Revisions:		13605 1st Ave. N. #100 Plymouth, MN 55441 P 763.412.4000 F 763.412.4090 ae-mn.com Anderson Engineering of Minnesota, LLC Proj # 17721						Approved:				Location 601 HWY 6 WEST, IOWA CITY, IA		Building Number	
Date:												Issue Date 10/10/2024		Drawing Number A6	
												Checked CZ		Drawn CZ	

C:\Users\czupar\Documents\17721 IA VA Signage_R22_csupar\AMEX.rvt 10/10/2024 11:54:16 AM

1 PARKING RAMP STRUCTURE - FLOOR 3 DEMOLITION PLAN
1" = 20'-0"

Revisions:	Date:

CONSULTANT

DESIGNER OF RECORD
ANDERSON
13605 1st Ave. N. #100 Plymouth, MN 55441 P 763.412.4000 F 763.412.4090 ae-mn.com Anderson Engineering of Minnesota, LLC Proj # 17721

STAMP

Office of Construction and Facilities Management
VA U.S. Department of Veterans Affairs

Drawing Title
PARKING RAMP STRUCTURE - FLOOR 3 DEMOLITION PLAN
Approved:

Phase
100% CONSTRUCTION DOCUMENTS

Project Title
IOWA CITY VAMC UPDATE SIGNAGE AND WAYFINDING
Location
601 HWY 6 WEST, IOWA CITY, IA
Issue Date
10/10/2024
Checked
CZ
Drawn
CZ

Project Number
636A8-23-101
Building Number
Drawing Number
A7

DEMOLITION GENERAL NOTES

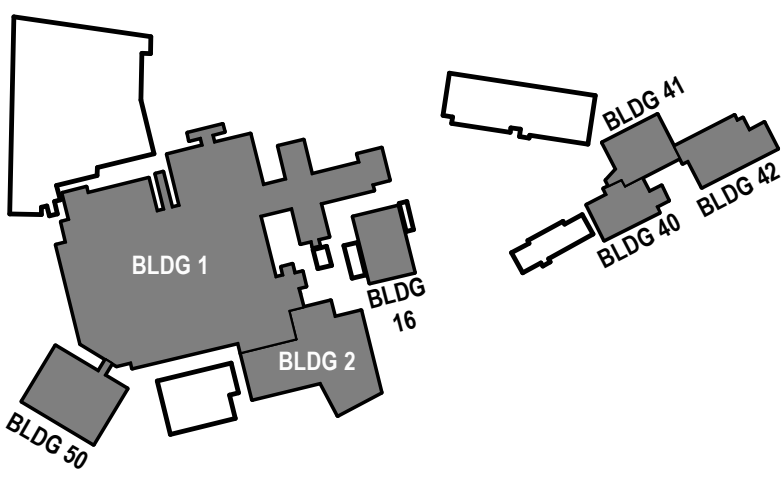
- CONTRACTOR SHALL COORDINATE ALL DEMOLITION WORK, PHASING AND SEQUENCING WITH THE OWNER. ANY INFORMATION REGARDING SEQUENCING PROVIDED IN THESE DOCUMENTS IS FOR ARCHITECT - OWNER PLANNING PURPOSES ONLY, UNLESS NOTED OTHERWISE.
- CONTRACTOR SHALL BE RESPONSIBLE FOR COORDINATING WITH ALL TRADES FOR THE DEMOLITION WORK REQUIRED FOR THIS PROJECT.
- PATCH AND REPAIR SURFACE TO MATCH EXISTING FINISHES WHERE WALL AND CEILING MOUNTED SIGNAGE IS SCHEDULED TO BE REMOVED, UNLESS NOTED OTHERWISE. WHERE WALLCOVERING OCCURS, PATCH AND PREPARE SURFACE FOR PAINT. PAINT TO MATCH CAMPUS STANDARDS.
- ALL DISTURBED AREAS, WALLS, PARTITIONS, FLOORS, ETC, DAMAGED BY DEMOLITION WORK SHALL BE PATCHED TO MATCH ADJACENT AREA.
- OWNER RESERVES THE RIGHT OF FIRST REFUSAL OF ALL SALVAGED ITEMS.
- SALVAGED ITEMS SCHEDULED FOR REUSE SHALL BE CLEANED, RESTORED AND/OR REFINISHED TO LIKE NEW CONDITION, UNLESS NOTED OTHERWISE.
- SEE LANDSCAPE ARCHITECTURAL DRAWINGS FOR RELATED DEMOLITION AND PREP WORK.
- REMOVE AND SALVAGE EXISTING CIELING TILES FOR INSTALLATION OF ABOVE CEILING SIGNAGE SUPPORTS.
- WHERE WALLCOVERING OCCURS AND SIGNAGE IS REMOVED, REMOVE WALLCOVERING AND PATCH AND PREP WALL FOR PAINT.
- REMOVE ALL OVERHEAD SIGNAGE IN PARKING RAMP UNLESS OTHERWISE NOTED.

DEMOLITION PLAN KEYED NOTES

- DE1 WAYFINDING SIGNAGE TO BE REMOVED, UPDATED, AND REPLACED
- DE2 REMOVE WAYFINDING SIGNAGE AND REPAIR SURFACE TO MATCH EXISTING FINISHES
- DE3 ROOM IDENTIFICATION SIGNAGE TO BE REMOVED, UPDATED, AND REPLACED
- DE4 GENERAL AND LIFE SAFETY SIGNAGE TO BE REMOVED, UPDATED, AND REPLACED
- DE5 REMOVE GENERAL SIGNAGE AND REPAIR SURFACE TO MATCH EXISTING FINISHES
- DE6 REMOVE TEMPORARY SIGN
- DE7 REMOVE UNUSED SIGN POSTS. PATCH SURFACE
- DE8 REMOVE POST AND PANEL SIGNS. REPLACE
- DE9 REMOVE SIGN. REPLACE
- DE10 REMOVE SIGN. PATCH SURFACE
- DE11 REMOVE SIGN
- DE12 REMOVE DOOR MOUNTED SIGN. PATCH AND PAINT SURFACE TO MATCH EXISTING
- DE13 RELOCATE ITEMS TO SOUTH WALL OR ENCLOSED TACKBOARDS. HAZARD SIGNS, AED SIGN, AND PHONE LIST TO REMAIN
- DE14 REMOVE EXISTING WALLCOVERING WHERE INDICATED. REPAIR WALL AND PAINT SURFACE TO ACCORDING TO CAMPUS STANDARDS
- DE15 REMOVE ADHERED LETTERING FROM CHECK-IN WINDOW
- DE16 REMOVE EMERGENCY DEPARTMENT, HOSPITAL ENTRANCE, AND NO SMOKING SIGNS. REPAIR SURFACE
- DE17 REMOVE CLEARANCE BAR. REPAIR SURFACE
- DE18 OVERHEAD SIGN TO REMAIN (MESSAGE: OUT, DROP-OFF)
- DE19 OVERHEAD SIGN TO REMAIN (MESSAGE: DROP-OFF)
- DE20 OVERHEAD SIGN TO REMAIN (MESSAGE: PARK, PARKING)
- DE21 REMOVE EMERGENCY BANNER


NOTE: NOT ALL KEYED NOTES MAY BE USED ON EACH PLAN

KEYPLAN



10/10/2024 11:54:18 AM
C:\Users\czupar\Documents\17721 IA VA Signage_R22_csupar\AME1.cvt
VA FORM 08 - 6231

1 PARKING RAMP STRUCTURE - FLOOR 3 SIGNAGE PLAN
1" = 20'-0"

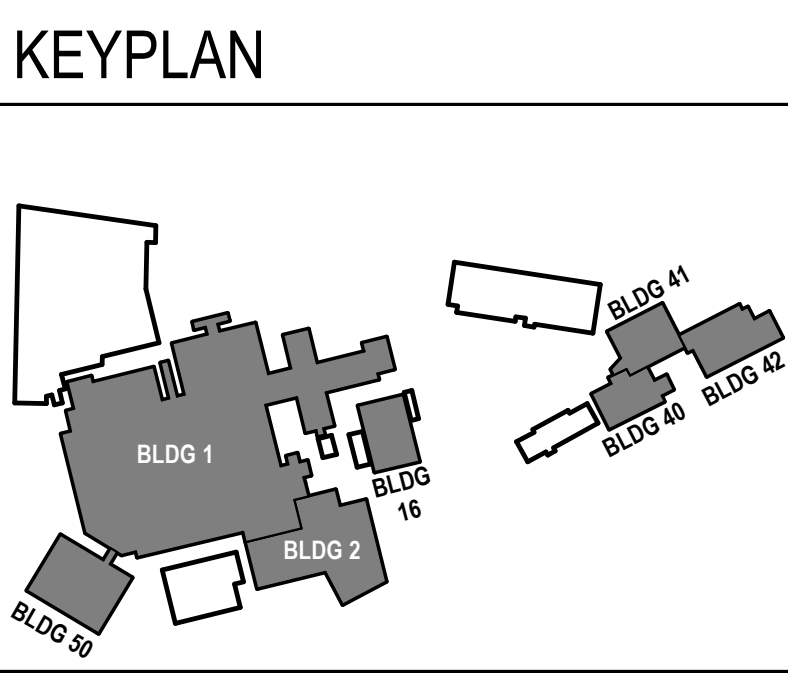


PARKING RAMP LEVEL 3 SIGNAGE SCHEDULE					
LOCATION	SIGN TYPE	QTY	SIGN MESSAGE	SIGN MESSAGE 2	REMARKS
PARKING GARAGE	PL-12.03	22	RESERVED	TBD	POST MOUNTED
PARKING GARAGE	PL-12.03	44	RESERVED	TBD	WALL MOUNTED
PARKING GARAGE	PL-12.03	31	RESERVED	TBD	WIRE MOUNTED
PARKING GARAGE	PL-12.03B	2	RESERVED	VA POLICE	WALL MOUNTED
PARKING GARAGE	PL-12.03C	1	RESERVED	AFGE PARKING ONLY	POST MOUNTED
PARKING GARAGE	PL-12.03C	5	RESERVED	AFGE PARKING ONLY	WIRE MOUNTED
PARKING GARAGE	PL-12.04	4	ADA PARKING ONLY	N/A	WALL MOUNTED
PARKING GARAGE	PS-02.03L	1	EXIT (LEFT ARROW), RESERVED PARKING (STRAIGHT ARROW)	N/A	WALL MOUNTED, ONE SIDED
PARKING GARAGE	PS-02.03M	1	EXIT RIGHT ARROW), RESERVED PARKING (LEFT ARROW)	N/A	BEAM MOUNTED, ONE SIDED
PARKING GARAGE	PS-02.03N	1	EXIT (RIGHT ARROW)	N/A	BEAM MOUNTED
PARKING GARAGE	PS-02.03N	1	EXIT (RIGHT ARROW)	N/A	BEAM MOUNTED, ONE SIDED
PARKING GARAGE	PS-02.03O	1	RESERVED PARKING (STRAIGHT ARROW, LEFT ARROW)	N/A	BEAM MOUNTED, ONE SIDED
PARKING GARAGE	PS-02.03R	1	EXIT (RIGHT ARROW), RESERVED PARKING (LEFT ARROW)	N/A	WALL MOUNTED
PARKING GARAGE	PS-02.03S	1	EXIT (LEFT ARROW), PARKING (RIGHT ARROW)	N/A	WALL MOUNTED, ONE SIDED
PARKING GARAGE	PS-02.03T	1	EXIT (RIGHT ARROW)	N/A	WALL MOUNTED, ONE SIDED

- PHASING NOTES - PARKING STRUCTURE**
- CONTRACTOR MUST INSTALL SIGNS WITHIN PARKING STRUCTURE SUCH THAT THE FOLLOWING PHASING PARAMETERS ARE MET.
 - CONTRACTOR MUST DEVELOP A PHASING PLAN AND OBTAIN APPROVAL OF PROPOSED PHASING PLAN FROM VA COR FOR INSTALLING SIGNS WITHIN PARKING STRUCTURE.
 - PARKING STALLS MUST BE AVAILABLE TO STAFF AND PATIENTS DURING VA NORMAL OPERATING DAYTIME HOURS.
 - CONTRACTOR MUST TAKE PRECAUTIONS TO AVOID DAMAGING PRIVATE AND GOVERNMENT OWNED VEHICLES.
 - CONTRACTOR MUST COMPLETE WORK REQUIRING A VACANT PARKING STALL OR DRIVE LANE CLOSURE DURING OFF HOURS (BETWEEN 6PM AND 6AM) OR ON THE WEEKENDS.
 - FOR WORK OCCURRING OFF HOURS, VA WILL ALLOW CLOSURE UP TO ONE PARKING LEVEL AT A TIME.
 - CONTRACTOR MUST KEEP THROUGH LANES TO UPPER LEVELS ON WHEN WORK IS OCCURRING ON LOWER LEVELS THAT REQUIRE CLOSURE.
 - CONTRACTOR MUST COMPLETE WORK ON ANY PHASE ENTIRELY PRIOR TO COMMENCING WORK ON A SUBSEQUENT PHASE.
 - PARKING SIGNAGE OUTSIDE OF PARKING STRUCTURE MUST ALSO BE COMPLETED OFF HOURS.

- SIGNAGE GENERAL NOTES**
- DETAIL DRAWINGS PERTAIN TO SIGNAGE IN ALL BUILDINGS INCLUDED IN THE SCOPE OF WORK.
 - ALL SIGNAGE IDENTIFYING PERMANENT ROOMS SHALL COMPLY WITH 2010 STANDARD FOR ACCESSIBLE DESIGN.
 - ALL PERMANENT ROOM SIGNAGE TO HAVE TOP SECTION RAISED TEXT AND LOWER SECTION BRAILLE. BRAILLE TO BE GRADE 2.
 - ALL ROOM IDENTIFICATION SIGNS TO BE MOUNTED ON LATCH SIDE OF DOOR UNLESS NOTED OTHERWISE. IF NO SPACE EXISTS ON LATCH SIDE MOUNT SIGN TO THE NEAREST ADJACENT WALL. SIGNS MUST BE 2" FROM DOOR JAMB WITH 18" CLEAR FLOOR SPACE FROM CENTER OF SIGN.
 - ALL SIGN TEXT AND NUMBERING SUBJECT TO FINAL APPROVAL BY OWNER.
 - ALL SIGNS MOUNTED TO GLASS TO HAVE GLASS BACKER.
 - SIGNS TO BE MOUNTED ACCORDING TO MANUFACTURERS INSTALLATION INSTRUCTIONS AND MATERIALS.
 - SIGN DETAILS ARE FOR REFERENCE ONLY. ACTUAL DESIGN TO BE PROVIDED BY THE VENDOR, FOLLOWING FACILITY STANDARD, AND SUBJECT TO OWNER APPROVAL.
 - REINSTALL CEILING SYSTEMS REMOVED AND SALVAGED DURING DEMOLITION. REPLACE ANY DAMAGED CEILING FINISHES IN-KIND WITH EXISTING.
 - WHERE WALL COVERING WAS REMOVED, PATCH AND PAINT WALLS TO MATCH EXISTING PAINT.

- SIGNAGE KEYED NOTES**
- S1 DOOR MOUNTED.
 - S2 CEILING MOUNTED.
 - S3 ADJUST DIRECTORY LOCATION AS NECESSARY.
 - S4 NOT USED.
 - S5 WALKWAY TO BUILDING 1, LEVEL 1.
 - S6 WALKWAY TO BUILDING 1, BASEMENT LEVEL.
 - S7 WALKWAY INTO BUILDING 2.
 - S8 WALKWAY TO BUILDING 50.
 - S9 CONNECTION TO BUILDING 40.
 - S10 BUILDING 41.
 - S11 BUILDING 42.
 - S12 BUILDING 41 ROOF ACCESS.
 - S13 RESERVED STALLS 1.1-1.23
 - S14 RESERVED STALLS 1.24-1.45
 - S15 RESERVED STALLS 1.46-1.53
 - S16 RESERVED STALLS 2.1-2.40
 - S17 RESERVED STALLS 2.41-74
 - S18 RESERVED STALLS 2.75-2.105
 - S19 RESERVED STALLS 3.1-3.20
 - S20 RESERVED STALLS 3.21-3.51
 - S21 RESERVED STALLS 3.52-3.84
 - S22 RESERVED STALLS 4.1-4.20
 - S23 RESERVED STALLS 4.21-4.61
- NOTE: NOT ALL KEYED NOTES MAY BE USED ON EACH PLAN



CONSULTANT		DESIGNER OF RECORD		STAMP		Office of Construction and Facilities Management		Drawing Title		Phase		Project Title		Project Number	
		ANDERSON				U.S. Department of Veterans Affairs		PARKING RAMP STRUCTURE - FLOOR 3 SIGNAGE PLAN		100% CONSTRUCTION DOCUMENTS		IOWA CITY VAMC UPDATE SIGNAGE AND WAYFINDING		636A8-23-101	
		13605 1st Ave. N. #100 Plymouth, MN 55441 P 763.412.4000 F 763.412.4090 ae-mn.com Anderson Engineering of Minnesota, LLC Proj # 17721						Approved:				Location 601 HWY 6 WEST, IOWA CITY, IA		Building Number	
Revisions:		Date:										Issue Date 10/10/2024		Drawing Number A8	
												Checked CZ		Drawn CZ	

A

B

C

D

E

F

10/10/2024 11:34:19 AM

C:\Users\czupar\Documents\17721 IA VA Signage_R22_csupar\AMEX.rvt

DEMOLITION GENERAL NOTES

1. CONTRACTOR SHALL COORDINATE ALL DEMOLITION WORK, PHASING AND SEQUENCING WITH THE OWNER. ANY INFORMATION REGARDING SEQUENCING PROVIDED IN THESE DOCUMENTS IS FOR ARCHITECT - OWNER PLANNING PURPOSES ONLY, UNLESS NOTED OTHERWISE.
2. CONTRACTOR SHALL BE RESPONSIBLE FOR COORDINATING WITH ALL TRADES FOR THE DEMOLITION WORK REQUIRED FOR THIS PROJECT.
3. PATCH AND REPAIR SURFACE TO MATCH EXISTING FINISHES WHERE WALL AND CEILING MOUNTED SIGNAGE IS SCHEDULED TO BE REMOVED, UNLESS NOTED OTHERWISE. WHERE WALLCOVERING OCCURS, PATCH AND PREPARE SURFACE FOR PAINT. PAINT TO MATCH CAMPUS STANDARDS.
4. ALL DISTURBED AREAS, WALLS, PARTITIONS, FLOORS, ETC. DAMAGED BY DEMOLITION WORK SHALL BE PATCHED TO MATCH ADJACENT AREA.
5. OWNER RESERVES THE RIGHT OF FIRST REFUSAL OF ALL SALVAGED ITEMS.
6. SALVAGED ITEMS SCHEDULED FOR REUSE SHALL BE CLEANED, RESTORED AND/OR REFINISHED TO LIKE NEW CONDITION, UNLESS NOTED OTHERWISE.
7. SEE LANDSCAPE ARCHITECTURAL DRAWINGS FOR RELATED DEMOLITION AND PREP WORK.
8. REMOVE AND SALVAGE EXISTING CEILING TILES FOR INSTALLATION OF ABOVE CEILING SIGNAGE SUPPORTS.
9. WHERE WALLCOVERING OCCURS AND SIGNAGE IS REMOVED, REMOVE WALLCOVERING AND PATCH AND PREP WALL FOR PAINT.
10. REMOVE ALL OVERHEAD SIGNAGE IN PARKING RAMP UNLESS OTHERWISE NOTED.

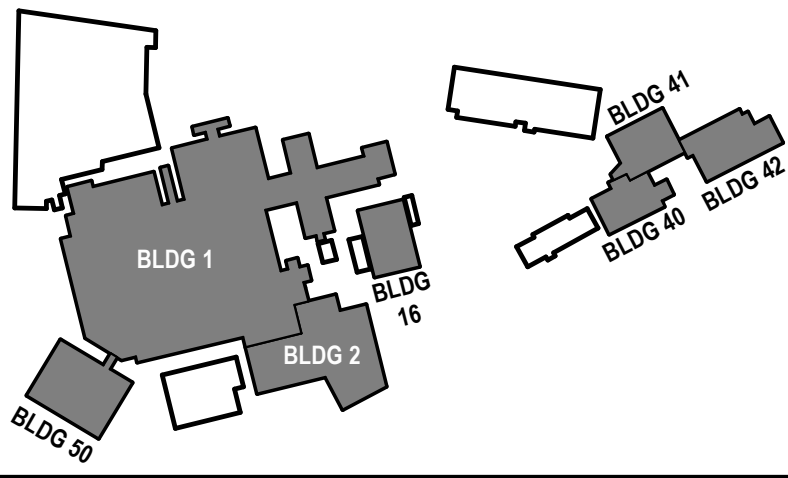
DEMOLITION PLAN KEYED NOTES

- DE1 WAYFINDING SIGNAGE TO BE REMOVED, UPDATED, AND REPLACED
- DE2 REMOVE WAYFINDING SIGNAGE AND REPAIR SURFACE TO MATCH EXISTING FINISHES
- DE3 ROOM IDENTIFICATION SIGNAGE TO BE REMOVED, UPDATED, AND REPLACED
- DE4 GENERAL AND LIFE SAFETY SIGNAGE TO BE REMOVED, UPDATED, AND REPLACED
- DE5 REMOVE GENERAL SIGNAGE AND REPAIR SURFACE TO MATCH EXISTING FINISHES
- DE6 REMOVE TEMPORARY SIGN
- DE7 REMOVE UNUSED SIGN POSTS, PATCH SURFACE
- DE8 REMOVE POST AND PANEL SIGNS, REPLACE
- DE9 REMOVE SIGN, REPLACE
- DE10 REMOVE SIGN, PATCH SURFACE
- DE11 REMOVE SIGN
- DE12 REMOVE DOOR MOUNTED SIGN, PATCH AND PAINT SURFACE TO MATCH EXISTING
- DE13 RELOCATE ITEMS TO SOUTH WALL OR ENCLOSED TACKBOARDS. HAZARD SIGNS, AED SIGN, AND PHONE LIST TO REMAIN
- DE14 REMOVE EXISTING WALLCOVERING WHERE INDICATED, REPAIR WALL AND PAINT SURFACE TO ACCORDING TO CAMPUS STANDARDS
- DE15 REMOVE ADHERED LETTERING FROM CHECK-IN WINDOW
- DE16 REMOVE EMERGENCY DEPARTMENT, HOSPITAL ENTRANCE, AND NO SMOKING SIGNS, REPAIR SURFACE
- DE17 REMOVE CLEARANCE BAR, REPAIR SURFACE
- DE18 OVERHEAD SIGN TO REMAIN (MESSAGE: OUT, DROP-OFF)
- DE19 OVERHEAD SIGN TO REMAIN (MESSAGE: DROP-OFF)
- DE20 OVERHEAD SIGN TO REMAIN (MESSAGE: PARK, PARKING)
- DE21 REMOVE EMERGENCY BANNER

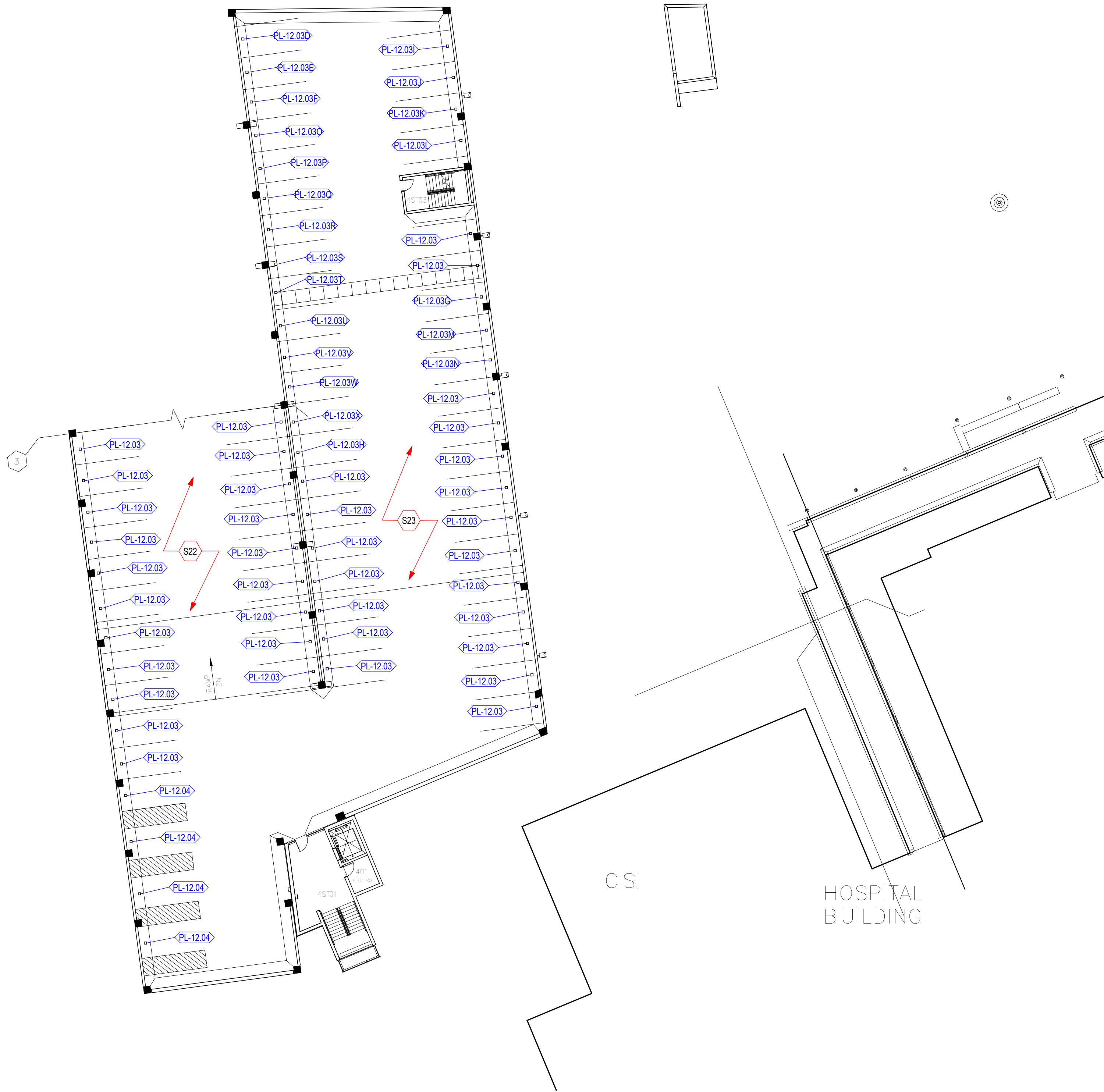
NOTE: NOT ALL KEYED NOTES MAY BE USED ON EACH PLAN

1 PARKING RAMP STRUCTURE - FLOOR 4 DEMOLITION PLAN
1" = 20'-0"

KEYPLAN



--	--	--	--	--	--	--	--	--	--	--	--	--	--	--	--	--	--	--	--	--	--	--	--	--	--	--	--	--	--	--	--	--	--	--	--	--	--	--	--	--	--	--	--	--	--	--	--	--	--	--	--	--	--	--	--	--	--	--	--	--	--	--	--	--	--	--	--	--	--	--	--	--	--	--	--	--	--	--	--	--	--	--	--	--	--	--	--	--	--	--	--	--	--	--	--	--	--	--	--	--	--	--	--	--	--	--	--	--	--	--	--	--	--	--	--	--	--	--	--	--	--	--	--	--	--	--	--	--	--	--	--	--	--	--	--	--	--	--	--	--	--	--	--	--	--	--	--	--	--	--	--	--	--	--	--	--	--	--	--	--	--	--	--	--	--	--	--	--	--	--	--	--	--	--	--	--	--	--	--	--	--	--	--	--	--	--	--	--	--	--	--	--	--	--	--	--	--	--	--	--	--	--	--	--	--	--	--	--	--	--	--	--	--	--	--	--	--	--	--	--	--	--	--	--	--	--	--	--	--	--	--	--	--	--	--	--	--	--	--	--	--	--	--	--	--	--	--	--	--	--	--	--	--	--	--	--	--	--	--	--	--	--	--	--	--	--	--	--	--	--	--	--	--	--	--	--	--	--	--	--	--	--	--	--	--	--	--	--	--	--	--	--	--	--	--	--	--	--	--	--	--	--	--	--	--	--	--	--	--	--	--	--	--	--	--	--	--	--	--	--	--	--	--	--	--	--	--	--	--	--	--	--	--	--	--	--	--	--	--	--	--	--	--	--	--	--	--	--	--	--	--	--	--	--	--	--	--	--	--	--	--	--	--	--	--	--	--	--	--	--	--	--	--	--	--	--	--	--	--	--	--	--	--	--	--	--	--	--	--	--	--	--	--	--	--	--	--	--	--	--	--	--	--	--	--	--	--	--	--	--	--	--	--	--	--	--	--	--	--	--	--	--	--	--	--	--	--	--	--	--	--	--	--	--	--	--	--	--	--	--	--	--	--	--	--	--	--	--	--	--	--	--	--	--	--	--	--	--	--	--	--	--	--	--	--	--	--	--	--	--	--	--	--	--	--	--	--	--	--	--	--	--	--	--	--	--	--	--	--	--	--	--	--	--	--	--	--	--	--	--	--	--	--	--	--	--	--	--	--	--	--	--	--	--	--	--	--	--	--	--	--	--	--	--	--	--	--	--	--	--	--	--	--	--	--	--	--	--	--	--	--	--	--	--	--	--	--	--	--	--	--	--	--	--	--	--	--	--	--	--	--	--	--	--	--	--	--	--	--	--	--	--	--	--	--	--	--	--	--	--	--	--	--	--	--	--	--	--	--	--	--	--	--	--	--	--	--	--	--	--	--	--	--	--	--	--	--	--	--	--	--	--	--	--	--	--	--	--	--	--	--	--	--	--	--	--	--	--	--	--	--	--	--	--	--	--	--	--	--	--	--	--	--	--	--	--	--	--	--	--	--	--	--	--	--	--	--	--	--	--	--	--	--	--	--	--	--	--	--	--	--	--	--	--	--	--	--	--	--	--	--	--	--	--	--	--	--	--	--	--	--	--	--	--	--	--	--	--	--	--	--	--	--	--	--	--	--	--	--	--	--	--	--	--	--	--	--	--	--	--	--	--	--	--	--	--	--	--	--	--	--	--	--	--	--	--	--	--	--	--	--	--	--	--	--	--	--	--	--	--	--	--	--	--	--	--	--	--	--	--	--	--	--	--	--	--	--	--	--	--	--	--	--	--	--	--	--	--	--	--	--	--	--	--	--	--	--	--	--	--	--	--	--	--	--	--	--	--	--	--	--	--	--	--	--	--	--	--	--	--	--	--	--	--	--	--	--	--	--	--	--	--	--	--	--	--	--	--	--	--	--	--	--	--	--	--	--	--	--	--	--	--	--	--	--	--	--	--	--	--	--	--	--	--	--	--	--	--	--	--	--	--	--	--	--	--	--	--	--	--	--	--	--	--	--	--	--	--	--	--	--	--	--	--	--	--	--	--	--	--	--	--	--	--	--	--	--	--	--	--	--	--	--	--	--	--	--	--	--	--	--	--	--	--	--	--	--	--	--	--	--	--	--	--	--	--	--	--	--	--	--	--	--	--	--	--	--	--	--	--	--	--	--	--	--	--	--	--	--	--	--	--	--	--	--	--	--	--	--	--	--	--	--	--	--	--	--	--	--	--	--	--	--	--	--	--	--	--	--	--	--	--	--	--	--	--	--	--	--	--	--	--	--	--	--	--	--	--	--	--	--	--	--	--	--	--	--	--	--	--	--	--	--	--	--	--	--	--	--	--	--	--	--	--	--	--	--	--	--	--	--	--	--	--	--	--	--	--	--	--	--	--	--	--	--	--	--	--	--	--	--	--	--	--	--	--	--	--	--	--	--	--	--	--	--	--	--	--	--	--	--	--	--	--	--	--	--	--	--	--	--	--	--	--	--	--	--	--	--	--	--	--	--	--	--	--	--	--	--	--	--	--	--	--	--	--	--	--	--	--	--	--	--	--	--	--	--	--	--	--	--	--	--	--	--	--	--	--	--	--	--	--	--	--	--	--	--	--	--	--	--	--	--	--	--	--	--	--	--	--	--	--	--	--	--	--	--	--	--	--	--	--	--	--	--	--	--	--	--	--	--	--	--	--	--	--	--	--	--	--	--	--	--	--	--	--	--	--	--	--	--	--	--	--	--	--	--	--	--	--	--	--	--	--	--	--	--	--	--	--	--	--	--	--	--	--	--	--	--	--	--	--	--	--	--	--	--	--	--	--	--	--	--	--	--	--	--	--	--	--	--	--	--	--	--	--	--	--	--	--	--	--	--	--	--	--	--	--	--	--	--	--	--	--	--	--	--	--	--	--	--	--	--	--	--	--	--	--	--	--	--	--	--	--	--	--	--	--	--	--	--	--	--	--	--	--	--	--	--	--	--	--	--	--	--	--	--	--	--	--	--	--	--	--	--	--	--	--	--	--	--	--	--	--	--	--	--	--	--	--	--	--	--	--	--	--	--	--	--	--	--	--	--	--	--	--	--	--	--	--	--	--	--	--	--	--	--	--	--	--	--	--	--	--	--	--	--	--	--	--	--	--	--	--	--	--	--	--	--	--	--	--	--



1 PARKING RAMP STRUCTURE - FLOOR 4 SIGNAGE PLAN
1" = 20'-0"

PARKING RAMP LEVEL 4 SIGNAGE SCHEDULE					
LOCATION	SIGN TYPE	QTY	SIGN MESSAGE	SIGN MESSAGE 2	REMARKS
<varies>	PL-12.03	41	RESERVED	TBD	WALL MOUNTED
PARKING GARAGE	PL-12.03D	1	RESERVED	ON CALL DIALYSIS RN	WALL MOUNTED
PARKING GARAGE	PL-12.03E	1	RESERVED	ON CALL OR	WALL MOUNTED
PARKING GARAGE	PL-12.03F	1	RESERVED	ON CALL TRANSPLANT	WALL MOUNTED
PARKING GARAGE	PL-12.03G	1	RESERVED	ICU FELLOW	WALL MOUNTED
PARKING GARAGE	PL-12.03H	1	RESERVED	ON CALL IR	WALL MOUNTED
PARKING GARAGE	PL-12.03I	1	RESERVED	ON CALL CATH LAB	WALL MOUNTED
PARKING GARAGE	PL-12.03J	1	RESERVED	ON CALL IMAGING	WALL MOUNTED
PARKING GARAGE	PL-12.03K	1	RESERVED	ON CALL CT	WALL MOUNTED
PARKING GARAGE	PL-12.03L	1	RESERVED	ON CALL IR RN	WALL MOUNTED
PARKING GARAGE	PL-12.03M	1	RESERVED	ED PROVIDER	WALL MOUNTED
PARKING GARAGE	PL-12.03N	1	RESERVED	ON CALL ANESTHESIA	WALL MOUNTED
PARKING GARAGE	PL-12.03O	1	RESERVED	ON CALL MED 6	WALL MOUNTED
PARKING GARAGE	PL-12.03P	1	RESERVED	ON CALL MED 5	WALL MOUNTED
PARKING GARAGE	PL-12.03Q	1	RESERVED	ON CALL MED 4	WALL MOUNTED
PARKING GARAGE	PL-12.03R	1	RESERVED	ON CALL MED 3	WALL MOUNTED
PARKING GARAGE	PL-12.03S	1	RESERVED	ON CALL MED 2	WALL MOUNTED
PARKING GARAGE	PL-12.03T	1	RESERVED	ON CALL MED 1	WALL MOUNTED
PARKING GARAGE	PL-12.03U	1	RESERVED	ON CALL SURGERY 4	WALL MOUNTED
PARKING GARAGE	PL-12.03V	1	RESERVED	ON CALL SURGERY 3	WALL MOUNTED
PARKING GARAGE	PL-12.03W	1	RESERVED	ON CALL SURGERY 2	WALL MOUNTED
PARKING GARAGE	PL-12.03X	1	RESERVED	ON CALL SURGERY 1	WALL MOUNTED
PARKING GARAGE	PL-12.04	4	ADA PARKING ONLY	N/A	WALL MOUNTED

PHASING NOTES -
PARKING STRUCTURE

- CONTRACTOR MUST INSTALL SIGNS WITHIN PARKING STRUCTURE SUCH THAT THE FOLLOWING PHASING PARAMETERS ARE MET.
- CONTRACTOR MUST DEVELOP A PHASING PLAN AND OBTAIN APPROVAL OF PROPOSED PHASING PLAN FROM VA COR FOR INSTALLING SIGNS WITHIN PARKING STRUCTURE.
- PARKING STALLS MUST BE AVAILABLE TO STAFF AND PATIENTS DURING VA NORMAL OPERATING DAYTIME HOURS.
- CONTRACTOR MUST TAKE PRECAUTIONS TO AVOID DAMAGING PRIVATE AND GOVERNMENT OWNED VEHICLES.
- CONTRACTOR MUST COMPLETE WORK REQUIRING A VACANT PARKING STALL OR DRIVE LANE CLOSURE DURING OFF HOURS (BETWEEN 5PM AND 6AM) OR ON THE WEEKENDS.
- FOR WORK OCCURRING OFF HOURS, VA WILL ALLOW CLOSURE UP TO ONE PARKING LEVEL AT A TIME.
- CONTRACTOR MUST KEEP THROUGH LANES TO UPPER LEVELS ON WHEN WORK IS OCCURRING ON LOWER LEVELS THAT REQUIRE CLOSURE.
- CONTRACTOR MUST COMPLETE WORK ON ANY PHASE ENTIRELY PRIOR TO COMMENCING WORK ON A SUBSEQUENT PHASE.
- PARKING SIGNAGE OUTSIDE OF PARKING STRUCTURE MUST ALSO BE COMPLETED OFF HOURS.

SIGNAGE GENERAL NOTES

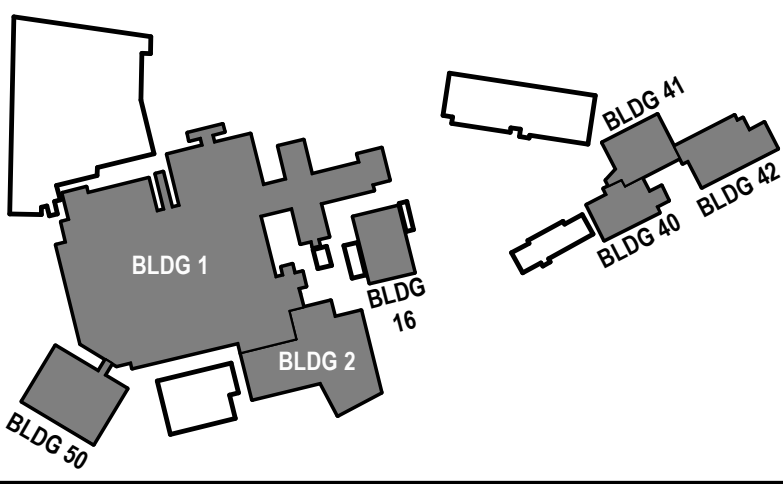
- DETAIL DRAWINGS PERTAIN TO SIGNAGE IN ALL BUILDINGS INCLUDED IN THE SCOPE OF WORK.
- ALL SIGNAGE IDENTIFYING PERMANENT ROOMS SHALL COMPLY WITH 2010 STANDARD FOR ACCESSIBLE DESIGN.
- ALL PERMANENT ROOM SIGNAGE TO HAVE TOP SECTION RAISED TEXT AND LOWER SECTION BRAILLE. BRAILLE TO BE GRADE 2.
- ALL ROOM IDENTIFICATION SIGNS TO BE MOUNTED ON LATCH SIDE OF DOOR UNLESS NOTED OTHERWISE. IF NO SPACE EXISTS ON LATCH SIDE MOUNT SIGN TO THE NEAREST ADJACENT WALL. SIGNS MUST BE 2" FROM DOOR JAMB WITH 18" CLEAR FLOOR SPACE FROM CENTER OF SIGN.
- ALL SIGN TEXT AND NUMBERING SUBJECT TO FINAL APPROVAL BY OWNER.
- ALL SIGNS MOUNTED TO GLASS TO HAVE GLASS BACKER.
- SIGNS TO BE MOUNTED ACCORDING TO MANUFACTURERS INSTALLATION INSTRUCTIONS AND MATERIALS.
- SIGN DETAILS ARE FOR REFERENCE ONLY. ACTUAL DESIGN TO BE PROVIDED BY THE VENDOR, FOLLOWING FACILITY STANDARD, AND SUBJECT TO OWNER APPROVAL.
- REINSTALL CEILING SYSTEMS REMOVED AND SALVAGED DURING DEMOLITION. REPLACE ANY DAMAGED CEILING FINISHES IN KIND WITH EXISTING.
- WHERE WALL COVERING WAS REMOVED, PATCH AND PAINT WALLS TO MATCH EXISTING PAINT.

SIGNAGE KEYED NOTES

- S1 DOOR MOUNTED.
- S2 CEILING MOUNTED.
- S3 ADJUST DIRECTORY LOCATION AS NECESSARY.
- S4 NOT USED.
- S5 WALKWAY TO BUILDING 1, LEVEL 1.
- S6 WALKWAY TO BUILDING 1, BASEMENT LEVEL.
- S7 WALKWAY INTO BUILDING 2.
- S8 WALKWAY TO BUILDING 50.
- S9 CONNECTION TO BUILDING 40.
- S10 BUILDING 41.
- S11 BUILDING 42.
- S12 BUILDING 41 ROOF ACCESS.
- S13 RESERVED STALLS 1.1-1.23
- S14 RESERVED STALLS 1.24-1.45
- S15 RESERVED STALLS 1.46-1.53
- S16 RESERVED STALLS 2.1-2.40
- S17 RESERVED STALLS 2.41-74
- S18 RESERVED STALLS 2.75-2.105
- S19 RESERVED STALLS 3.1-3.20
- S20 RESERVED STALLS 3.21-3.51
- S21 RESERVED STALLS 3.52-3.84
- S22 RESERVED STALLS 4.1-4.20
- S23 RESERVED STALLS 4.21-4.61

NOTE: NOT ALL KEYED NOTES MAY BE USED ON EACH PLAN

KEYPLAN



CONSULTANT		DESIGNER OF RECORD		STAMP		Office of Construction and Facilities Management		Drawing Title		Phase		Project Title		Project Number	
		ANDERSON						PARKING RAMP STRUCTURE - FLOOR 4 SIGNAGE PLAN		100% CONSTRUCTION DOCUMENTS		IOWA CITY VAMC UPDATE SIGNAGE AND WAYFINDING		636A8-23-101	
		13605 1st Ave. N. #100 Plymouth, MN 55441 P 763.412.4000 F 763.412.4090 ae-mn.com Anderson Engineering of Minnesota, LLC Proj # 17721						Approved:				Location 601 HWY 6 WEST, IOWA CITY, IA		Building Number	
Revisions:		Date:										Issue Date 10/10/2024		Drawing Number A10	
												Checked CZ		Drawn CZ	

4/9/2025 3:30:47 PM

C:\Users\czupar\Documents\17721 IA VA Signage_R22_csupar\AME\cvt

A

B

C

D

E

F

10/1/2024 11:34:22 AM

C:\Users\czupara\Documents\17721 IA VA Signage_R22_czupara\AMEX.rvt

BUILDING 1 BASEMENT SIGNAGE SCHEDULE					
ROOM NUMBER	SIGN TYPE	QTY	SIGN MESSAGE	SIGN MESSAGE 2	REMARKS
BC01	IN-14.15	1	BASEMENT	BLOOD DRAW, ENVIRONMENTAL SERVICES SUPERVISORS, ENGINEERING SHOPS, HEALTHCARE TECHNOLOGY MANAGEMENT, LABORATORY	WALL MOUNTED, PROVIDE 3 BLANK ROWS
BCE01	SIGN 6.1	1	BW01-BW26 (LEFT ARROW), BLOOD DRAW, ELEVATORS	BE01-BE-24 (RIGHT ARROW), HEALTHCARE TECHNOLOGY MANAGEMENT, ENVIRONMENTAL SERVICES SUPERVISORS, ENGINEERING SHOPS	WALL MOUNTED, PROVIDE 3 BLANK ROWS FOR EACH DIRECTION
BCN01	SIGN 6.1	1	BN02-BN04 (STRAIGHT ARROW)	CLOTHING ROOM, UNIFORM ROOM	WALL MOUNTED, PROVIDE 3 BLANK ROWS
BCN01	IN-14.15	1	BASEMENT	BLOOD DRAW, ENVIRONMENTAL SERVICES SUPERVISORS, ENGINEERING SHOPS, HEALTHCARE TECHNOLOGY MANAGEMENT, LABORATORY	WALL MOUNTED, PROVIDE 3 BLANK ROWS
BCN01	IN-14.15	1	BASEMENT	BLOOD DRAW, ENVIRONMENTAL SERVICES SUPERVISORS, ENGINEERING SHOPS, HEALTHCARE TECHNOLOGY MANAGEMENT, LABORATORY	WALL MOUNTED, PROVIDE 3 BLANK ROWS
BCS02	SIGN 6.1	1	BS01-BS17 (RIGHT ARROW) BUILDING 2, HUMAN RESOURCES, ENGINEERING ADMIN/PROJECTS, SAFETY, WAREHOUSE	BE01-BE24, (STRAIGHT ARROW), HEALTHCARE TECHNOLOGY MANAGEMENT, ENVIRONMENTAL SERVICES SUPERVISORS, ENGINEERING SHOPS	WALL MOUNTED, PROVIDE BLANK ROW FOR EACH DIRECTION
BCS04	IN-16.51	1	WAREHOUSE, MAILROOM	N/A	SOFFIT MOUNTED
BCS05	IN-16.51	1	BUILDING 2, HUMAN RESOURCES	N/A	WALL MOUNTED (ABOVE DOOR)
BCS05	SIGN 6.1	1	BUILDING 2 (STRAIGHT ARROW)	HUMAN RESOURCES, ENGINEERING, SAFETY	FURNISH, VA INSTALLED, PROVIDE BLANK ROW
BCW01	SIGN 6.1	1	BW01-BW24 (RIGHT ARROW), BLOOD DRAW, ELEVATOR B, LABORATORY	BE01-BE24 (LEFT ARROW), HEALTHCARE TECHNOLOGY MANAGEMENT, ENVIRONMENTAL SERVICES (EVS), BUILDING 2, ENGINEERING SHOPS, HUMAN RESOURCES, ENGINEERING ADMIN/PROJECTS, SAFETY	WALL MOUNTED, PROVIDE BLANK ROW FOR EACH DIRECTION
BCW01	SIGN 6.1	1	BW01-BW26 (RIGHT ARROW), BLOOD DRAW, ELEVATOR B, LABORATORY	BE01-BE24 (STRAIGHT ARROW) ELEVATOR A, HEALTHCARE TECHNOLOGY MANAGEMENT, BUILDING 2, ENGINEERING SHOPS, HUMAN RESOURCES, ENGINEERING ADMIN/PROJECTS, SAFETY	WALL MOUNTED, PROVIDE BLANK ROW FOR EACH DIRECTION
BCW01	SIGN 6.1	1	(RIGHT ARROW), BLOOD DRAW, ELEVATORS	N/A	WALL MOUNTED, PROVIDE 3 BLANK ROWS
BCW03	SIGN 6.1	1	(LEFT ARROW), BLOOD DRAW, ELEVATORS	N/A	WALL MOUNTED, PROVIDE 3 BLANK ROWS
BCW05	SIGN 3.7	1	STAIRS	BST13	WALL MOUNTED
BS04	IN-08.02	1	AUTHORIZED PERSONNEL ONLY	N/A	DOOR MOUNTED
BST08	SIGN 3.7	1	STAIRS	BST08	WALL MOUNTED
BST10	SIGN 3.6	1	STAIRWELL 10	10, B-10, NO ROOF ACCESS, EXIT THIS FLOOR	WALL MOUNTED
BST10	SIGN 3.7	1	STAIRS	BST10	WALL MOUNTED

BUILDING 1 FLOOR 1 SIGNAGE SCHEDULE					
ROOM NUMBER	SIGN TYPE	QTY	SIGN MESSAGE	SIGN MESSAGE 2	REMARKS
1C01	IN-14.15	1	LEVEL 1	1S CLINICS, ORTHOPEDICS CLINIC, EMERGENCY DEPARTMENT, ALL OF US RESEARCH, PHARMACY, PRIMARY CARE, AGENT CASHIER, 1N CLINICS, AUDIOLOGY/SPEECH PATHOLOGY, EAR, NOSE & THROAT (ENT), VA POLICE	WALL MOUNTED, PROVIDE 3 BLANK ROWS
1C02	IN-16.51	1	ELEVATOR C	ELEVATOR C	CEILING MOUNTED, DOUBLE SIDED
1C02	IN-16.51	1	PHARMACY (STRAIGHT ARROW)	N/A	CEILING MOUNTED
1C02	IN-14.15	1	LEVEL 1	1S CLINICS, ORTHOPEDICS CLINIC, EMERGENCY DEPARTMENT, ALL OF US RESEARCH, PHARMACY, PRIMARY CARE, AGENT CASHIER, 1N CLINICS, AUDIOLOGY/SPEECH PATHOLOGY, EAR, NOSE & THROAT (ENT), VA POLICE	WALL MOUNTED, PROVIDE 3 BLANK ROWS
1C05	SIGN 6.1	1	(LEFT ARROW) PHARMACY, EXIT	N/A	WALL MOUNTED, PROVIDE BLANK ROW
1C05	SIGN 6.1	1	(RIGHT ARROW), EXIT, MAIN ENTRANCE, ELEVATORS A, B, C	(LEFT ARROW), BUILDING 50, EYE CLINIC (INDENT),	WALL MOUNTED, PROVIDE 3 BLANK ROWS FOR EACH DIRECTION
1C05	SIGN 6.1	1	(RIGHT ARROW), BUILDING 50, EYE CLINIC, EMERGENCY DEPARTMENT, VA POLICE	N/A	WALL MOUNTED, PROVIDE 3 BLANK ROWS
1C05	IN-16.51	1	PHARMACY (LEFT ARROW)	BUILDING 50 (LEFT ARROW)	CEILING MOUNTED, DOUBLE SIDED, PROVIDE 3 BLANK ROWS FOR EACH DIRECTION
1C05	IN-16.51	1	BUILDING 50 (RIGHT ARROW)	N/A	CEILING MOUNTED
1C11	IN-16.51	1	BUILDING 50	EXIT, MAIN BUILDING	CEILING MOUNTED, DOUBLE SIDED
1C12	IN-16.51	1	MAIN BUILDING	BUILDING 50	CEILING MOUNTED, DOUBLE SIDED
1CE01	SIGN 6.1	1	1E10-1E54 (LEFT ARROW), ENT, AUDIOLOGY/SPEECH PATHOLOGY	N/A	WALL MOUNTED, PROVIDE BLANK ROW
1CE01	SIGN 6.1	1	1S06-1S45 (STRAIGHT ARROW) 1 SOUTH CLINICS: ALLERGY, DERMATOLOGY, GENERAL SURGERY, GI, GILIVER, INFECTIOUS DISEASE, LIPID, NEUROSURGERY, OSTOMY, PODIATRY, PULMONARY, RENAL, RHEUMATOLOGY	N/A	WALL MOUNTED, PROVIDE 3 BLANK ROWS
1CE01	SIGN 6.1	1	1E10-1E54 (RIGHT ARROW), ENT, AUDIOLOGY/SPEECH PATHOLOGY	1W01-1W234 (LEFT ARROW), 1 SOUTH CLINICS, MAIN ENTRANCE	WALL MOUNTED, PROVIDE BLANK ROW FOR EACH DIRECTION
1CE02	SIGN 6.1	1	1W01-1W234 (RIGHT ARROW), 1 SOUTH CLINICS, MAIN ENTRANCE	1E26-1E54 (LEFT ARROW), AUDIOLOGY/SPEECH PATHOLOGY	WALL MOUNTED, PROVIDE 3 BLANK ROWS FOR RIGHT DIRECTION, PROVIDE BLANK ROW FOR LEFT DIRECTION
1CE02	SIGN 6.1	1	1E39-1E54 (RIGHT ARROW)	1E09-1E14 (LEFT ARROW) ENT, WAITING ROOM, MAIN ENTRANCE	WALL MOUNTED, PROVIDE 3 BLANK ROWS FOR EACH DIRECTION
1CN04	IN-14.15	1	LEVEL 1	1S CLINICS, ORTHOPEDICS CLINIC, EMERGENCY DEPARTMENT, ALL OF US RESEARCH, PHARMACY, PRIMARY CARE, AGENT CASHIER, 1N CLINICS, AUDIOLOGY/SPEECH PATHOLOGY, EAR, NOSE & THROAT (ENT), VA POLICE	WALL MOUNTED, PROVIDE 3 BLANK ROWS
1CN04	IN-14.15	1	LEVEL 1	1S CLINICS, ORTHOPEDICS CLINIC, EMERGENCY DEPARTMENT, ALL OF US RESEARCH, PHARMACY, PRIMARY CARE, AGENT CASHIER, 1N CLINICS, AUDIOLOGY/SPEECH PATHOLOGY, EAR, NOSE & THROAT (ENT), VA POLICE	WALL MOUNTED, PROVIDE 3 BLANK ROWS
1CN05	IN-16.51	1	WAITING AREA	N/A	CEILING MOUNTED
1CP06	SIGN 6.1	1	(RIGHT ARROW), BUILDING 50, EYE CLINIC	(LEFT ARROW), PHARMACY	WALL MOUNTED, PROVIDE 3 BLANK ROWS FOR EACH DIRECTION
1CP06	IN-16.51	1	BUILDING 50	MAIN HOSPITAL	CEILING MOUNTED, DOUBLE SIDED
1CS04	IN-16.51	1	1 SOUTH CLINICS	N/A	WALL MOUNTED (ABOVE DOOR)
1CW01	SIGN 6.1	1	1W05-1W234 (LEFT ARROW), PRIMARY CARE, PHARMACY, EMERGENCY DEPARTMENT, BUILDING 50, EXIT, VA POLICE, ALL OF US RESEARCH, PHARMACY, AGENT CASHIER, ORTHOPEDICS CLINIC	1E10-1E54 (RIGHT ARROW), MAIN ENTRANCE, ENT, AUDIOLOGY/SPEECH PATHOLOGY, PATIENT ADVOCATE	WALL MOUNTED, PROVIDE BLANK ROW FOR EACH DIRECTION
1CW01	SIGN 6.1	1	1W01-1W234 (RIGHT ARROW), PRIMARY CARE, PHARMACY, EMERGENCY DEPARTMENT, BUILDING 50, VA POLICE, ALL OF US RESEARCH, PHARMACY, AGENT CASHIER, ORTHOPEDICS CLINIC	N/A	WALL MOUNTED, PROVIDE 3 BLANK ROWS
1CW03	SIGN 6.1	1	1W101-1W105 (LEFT ARROW), PHARMACY	N/A	WALL MOUNTED, PROVIDE 3 BLANK ROWS
1CW03A	IN-14.15	1	LEVEL 1	1S CLINICS, ORTHOPEDICS CLINIC, EMERGENCY DEPARTMENT, ALL OF US RESEARCH, PHARMACY, PRIMARY CARE, AGENT CASHIER, 1N CLINICS, AUDIOLOGY/SPEECH PATHOLOGY, EAR, NOSE & THROAT (ENT), VA POLICE	WALL MOUNTED, PROVIDE 3 BLANK ROWS
1CW04	SIGN 6.1	1	1W21-1W234 (RIGHT ARROW), PRIMARY CARE, EMERGENCY DEPARTMENT, BUILDING 50	1W19-1W37 (LEFT ARROW), EXIT, PHARMACY, MAIN ENTRANCE	WALL MOUNTED, PROVIDE BLANK ROW FOR EACH DIRECTION
1CW04	SIGN 6.1	1	1W201-1W234 (STRAIGHT ARROW), BUILDING 50	EYE CLINIC/OPHTHALMOLOGY	WALL MOUNTED, PROVIDE 3 BLANK ROWS
1CW04	IN-16.51	1	PRIMARY CARE	N/A	CEILING MOUNTED
1CW04	SIGN 6.1	1	1W35-1W234 (STRAIGHT ARROW), PRIMARY CARE, EMERGENCY DEPARTMENT, BUILDING 50, EYE CLINIC/OPHTHALMOLOGY, ALL OF US RESEARCH, ORTHOPEDICS CLINIC, VA POLICE	N/A	WALL MOUNTED, PROVIDE BLANK ROW
1CW07	IN-14.15	1	LEVEL 1	1S CLINICS, ORTHOPEDICS CLINIC, EMERGENCY DEPARTMENT, ALL OF US RESEARCH, PHARMACY, PRIMARY CARE, AGENT CASHIER, 1N CLINICS, AUDIOLOGY/SPEECH PATHOLOGY, EAR, NOSE & THROAT (ENT), VA POLICE	WALL MOUNTED, PROVIDE 3 BLANK ROWS
1E15	IN-16.51	1	EAR, NOSE, & THROAT CLINIC	N/A	WALL MOUNTED
1ST08	SIGN 3.6	1	STAIRWELL 8	1, 1-8, NO ROOF ACCESS, EXIT THIS FLOOR	WALL MOUNTED
1ST08	SIGN 3.7	1	STAIRS	1ST08	WALL MOUNTED
1ST10	SIGN 3.6	1	STAIRWELL 10	1, 1-10, NO ROOF ACCESS, EXIT BASEMENT	WALL MOUNTED
1ST10	SIGN 3.7	1	STAIRS	1ST10	WALL MOUNTED
1ST13	SIGN 3.6	1	STAIRWELL 13	1, 1-13, ROOF ACCESS, EXIT THIS FLOOR	WALL MOUNTED
1ST13	SIGN 3.7	1	STAIRS	1ST13	WALL MOUNTED
4W128	SP-21.01	1	PHARMACY	PLEASE CHECK-IN	FREE STANDING

BUILDING 1 FLOOR 2 SIGNAGE SCHEDULE					
ROOM NUMBER	SIGN TYPE	QTY	SIGN MESSAGE	SIGN MESSAGE 2	REMARKS
2C01	IN-14.15	1	LEVEL 2	CPAP/BIPAP, HOME OXYGEN PROGRAM, TRANSPLANT CLINIC, RADIOLOGY CLINIC, ECHO, EKG/TREADMILL, MOHS, CARDIAC CATH LAB, RADIOLOGY & NUCLEAR MEDICINE	WALL MOUNTED, PROVIDE 3 BLANK ROWS
2C02	IN-14.15	1	LEVEL 2	CPAP/BIPAP, HOME OXYGEN PROGRAM, TRANSPLANT CLINIC, RADIOLOGY CLINIC, ECHO, EKG/TREADMILL, MOHS, CARDIAC CATH LAB, RADIOLOGY & NUCLEAR MEDICINE	WALL MOUNTED, PROVIDE 3 BLANK ROWS
2C04	SIGN 6.1	1	2W131-2W181 (LEFT ARROW)	2W202-2W222 (RIGHT ARROW), CATH LAB CHECK-IN	WALL MOUNTED, PROVIDE 3 BLANK ROWS FOR EACH DIRECTION
2C04	SIGN 6.1	1	2W12-2W223 (LEFT ARROW), ELEVATORS	N/A	WALL MOUNTED, PROVIDE 3 BLANK ROWS
2C04	IN-16.51	1	RADIOLOGY & NUCLEAR MEDICINE	WAITING AREA	CEILING MOUNTED, DOUBLE SIDED
2C04	SIGN 6.1	1	2W142-2W222 (LEFT ARROW)	2W02-2W09 (RIGHT ARROW)	WALL MOUNTED, PROVIDE BLANK ROW FOR EACH DIRECTION
2CE01	SIGN 6.1	1	2E01-2E41 (LEFT ARROW)	N/A	WALL MOUNTED, PROVIDE BLANK ROW
2CE02	SIGN 6.1	1	2E02-2E14 (LEFT ARROW), ELEVATORS	2E18-2E41 (RIGHT ARROW)	WALL MOUNTED, PROVIDE BLANK ROW FOR EACH DIRECTION
2CN01	IN-14.15	1	LEVEL 2	CPAP/BIPAP, HOME OXYGEN PROGRAM, TRANSPLANT CLINIC, RADIOLOGY CLINIC, ECHO, EKG/TREADMILL, MOHS, CARDIAC CATH LAB, RADIOLOGY & NUCLEAR MEDICINE	WALL MOUNTED, PROVIDE 3 BLANK ROWS
2CN01	IN-14.15	1	LEVEL 2	CPAP/BIPAP, HOME OXYGEN PROGRAM, TRANSPLANT CLINIC, RADIOLOGY CLINIC, ECHO, EKG/TREADMILL, MOHS, CARDIAC CATH LAB, RADIOLOGY & NUCLEAR MEDICINE	WALL MOUNTED, PROVIDE 3 BLANK ROWS
2CW01	SIGN 6.1	1	2E01-2E41 (RIGHT ARROW)	2W12-2W36 (LEFT ARROW)	WALL MOUNTED, PROVIDE BLANK ROW FOR EACH DIRECTION
2CW01	SIGN 6.1	1	2W05-2W222 (RIGHT ARROW), CATH LAB	N/A	WALL MOUNTED, PROVIDE BLANK ROW
2CW01A	SIGN 6.1	1	2W137-2W222 (RIGHT ARROW), RADIOLOGY & NUCLEAR MEDICINE, CARDIAC CATH LAB	N/A	WALL MOUNTED, PROVIDE BLANK ROW
2CW01A	SIGN 6.1	1	2E01-2E41 (RIGHT ARROW), CPAP/BIPAP, HOME OXYGEN PROGRAM, TRANSPLANT CLINIC, RADIOLOGY CLINIC, ECHO, EKG/TREADMILL, MOHS	2W137-2W222 (LEFT ARROW), CATH LAB, RADIOLOGY & NUCLEAR MEDICINE	WALL MOUNTED, PROVIDE BLANK ROW FOR EACH DIRECTION
2CW01B	SIGN 6.1	1	2W01-2W146 (LEFT ARROW), ELEVATORS A, B, C	N/A	WALL MOUNTED, PROVIDE BLANK ROW
2ST13	SIGN 3.7	1	STAIRS	2ST13	WALL MOUNTED
2ST13	SIGN 3.6	1	STAIRWELL 13	Z, 2-13, ROOF ACCESS, EXIT 1ST LEVEL	WALL MOUNTED

CONSULTANT

DESIGNER OF RECORD

ANDERSON

13605 1st Ave. N. #100 Plymouth, MN 55441
P 763.412.4000 | F 763.412.4090 | ae-mn.com
Anderson Engineering of Minnesota, LLC | Proj # 17721

STAMP

Office of Construction and Facilities Management

VA U.S. Department of Veterans Affairs

Drawing Title

B1 SIGN MESSAGE SCHEDULES - BASEMENT, FLOOR 1, FLOOR 2

Approved:

Phase

100% CONSTRUCTION DOCUMENTS

Project Title

IOWA CITY VAMC
UPDATE SIGNAGE AND WAYFINDING

Project Number

636A8-23-101

Building Number

1

Drawing Number

DE1

Location

601 HWY 6 WEST, IOWA CITY, IA

Issue Date

10/10/2024

Checked

CZ

Drawn

CZ

10/1/2024 11:34:22 AM

C:\Users\czupara\Documents\17721 IA VA Signage_R22_czupara\AMEX.rvt

VA FORM 08 - 6231

12 | 3

4 | 5

6 | 7

8 | 9

10

A

B

C

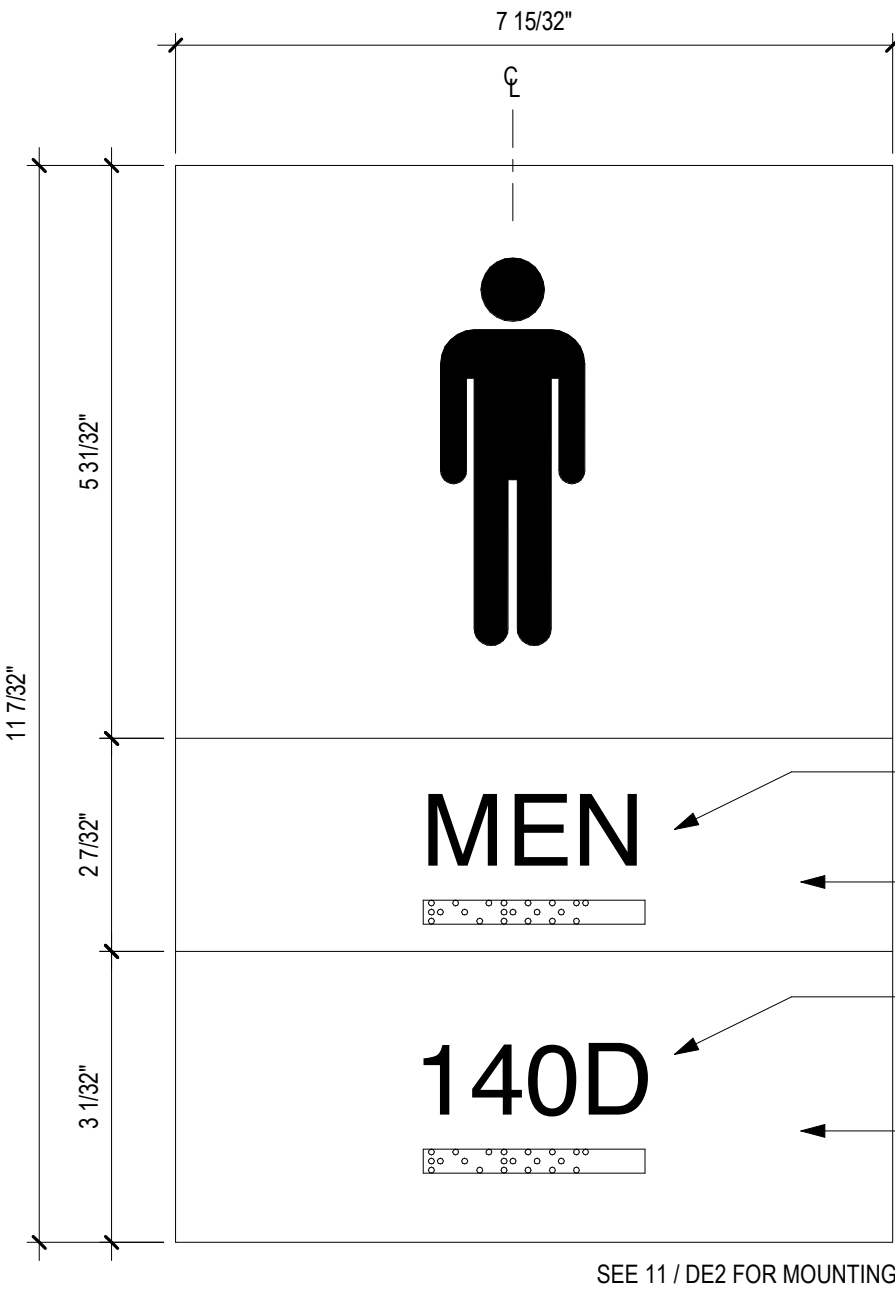
D

E

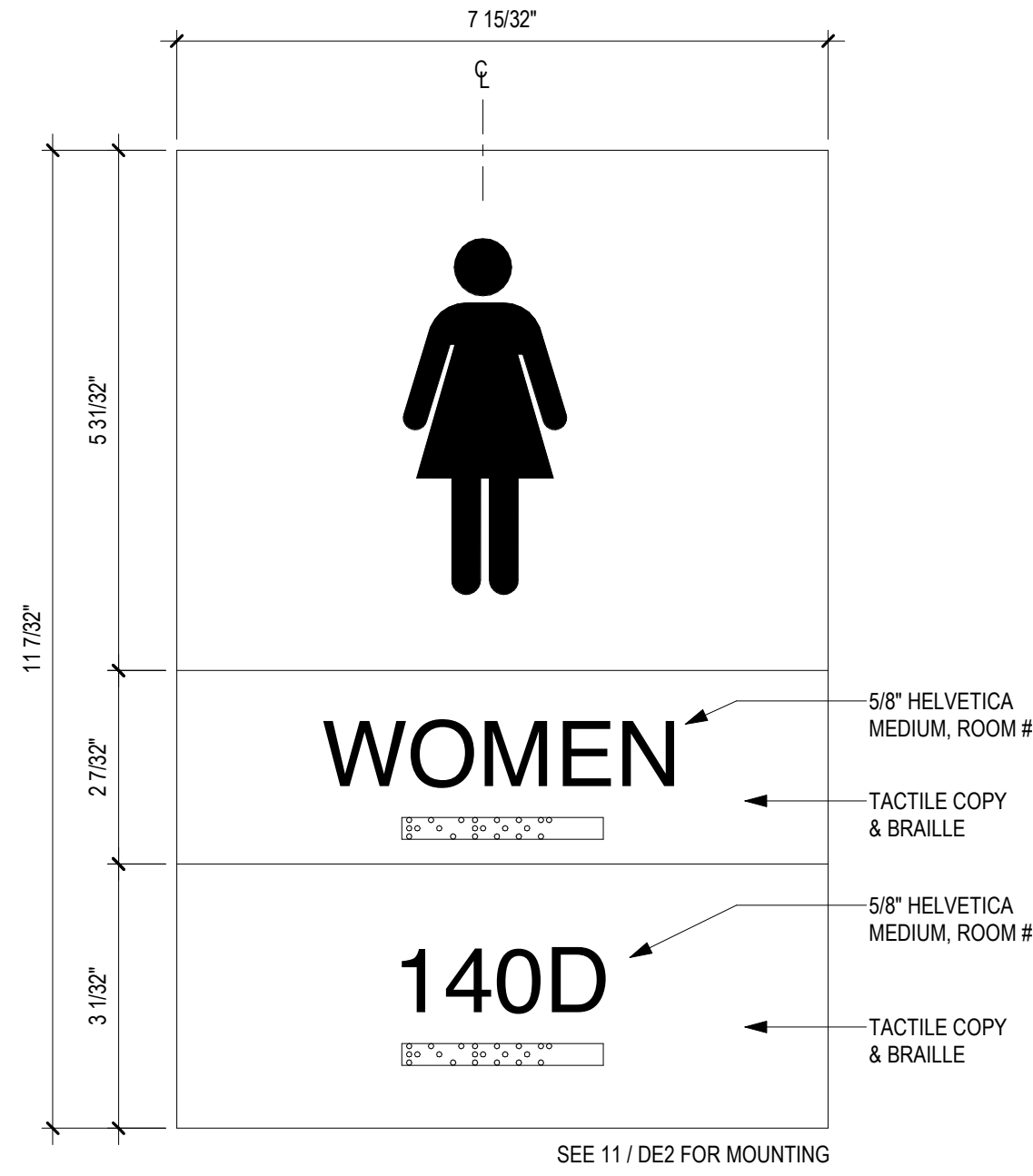
F

10/16/2024 11:54:23 AM

C:\Users\czupar\Documents\17721 IA VA Signage_R22_csupar\AMEX.cvt



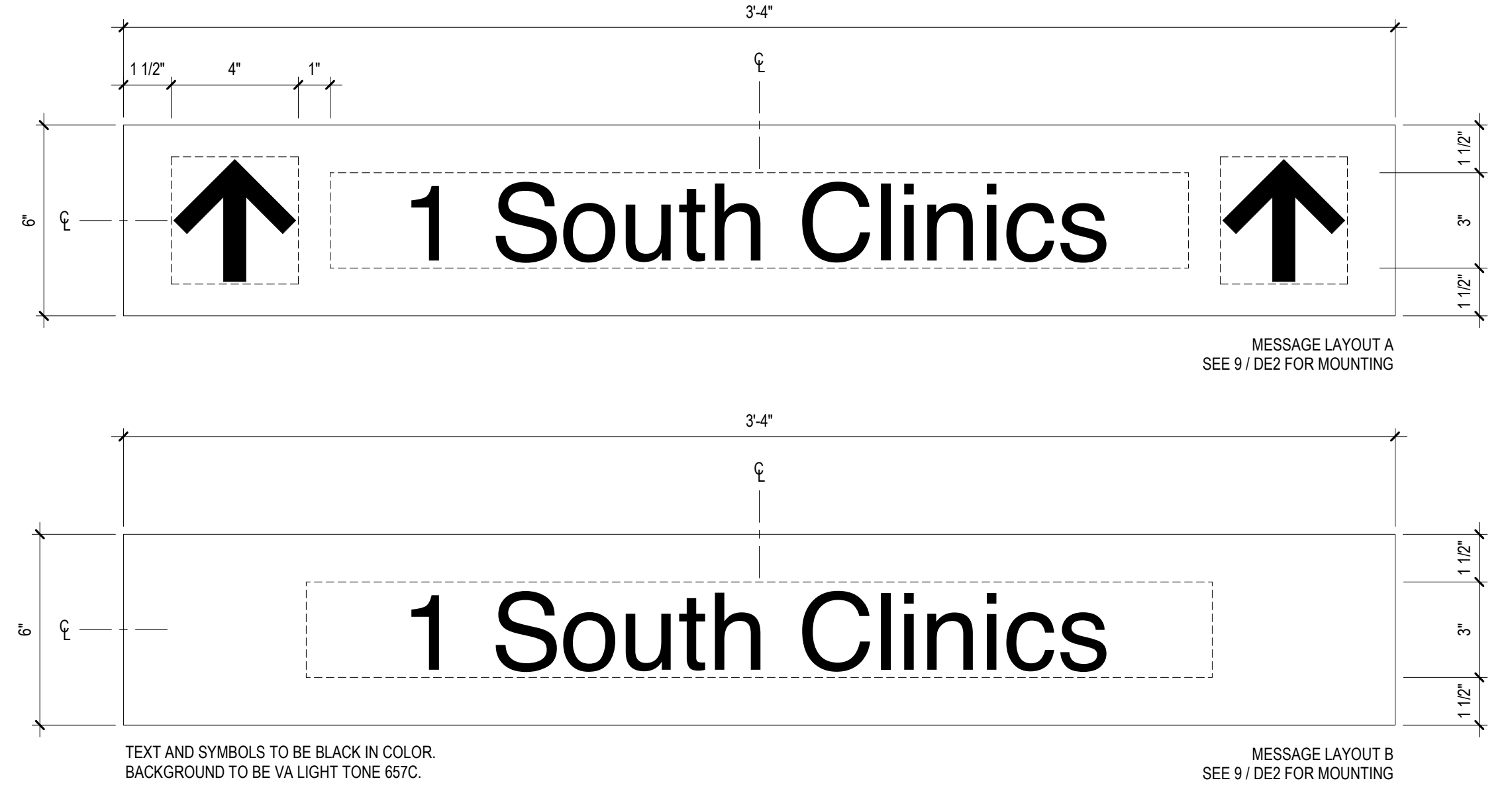
1 SIGN 2.1 - RESTROOM IDENTIFICATION SIGN
6' x 1'-0"



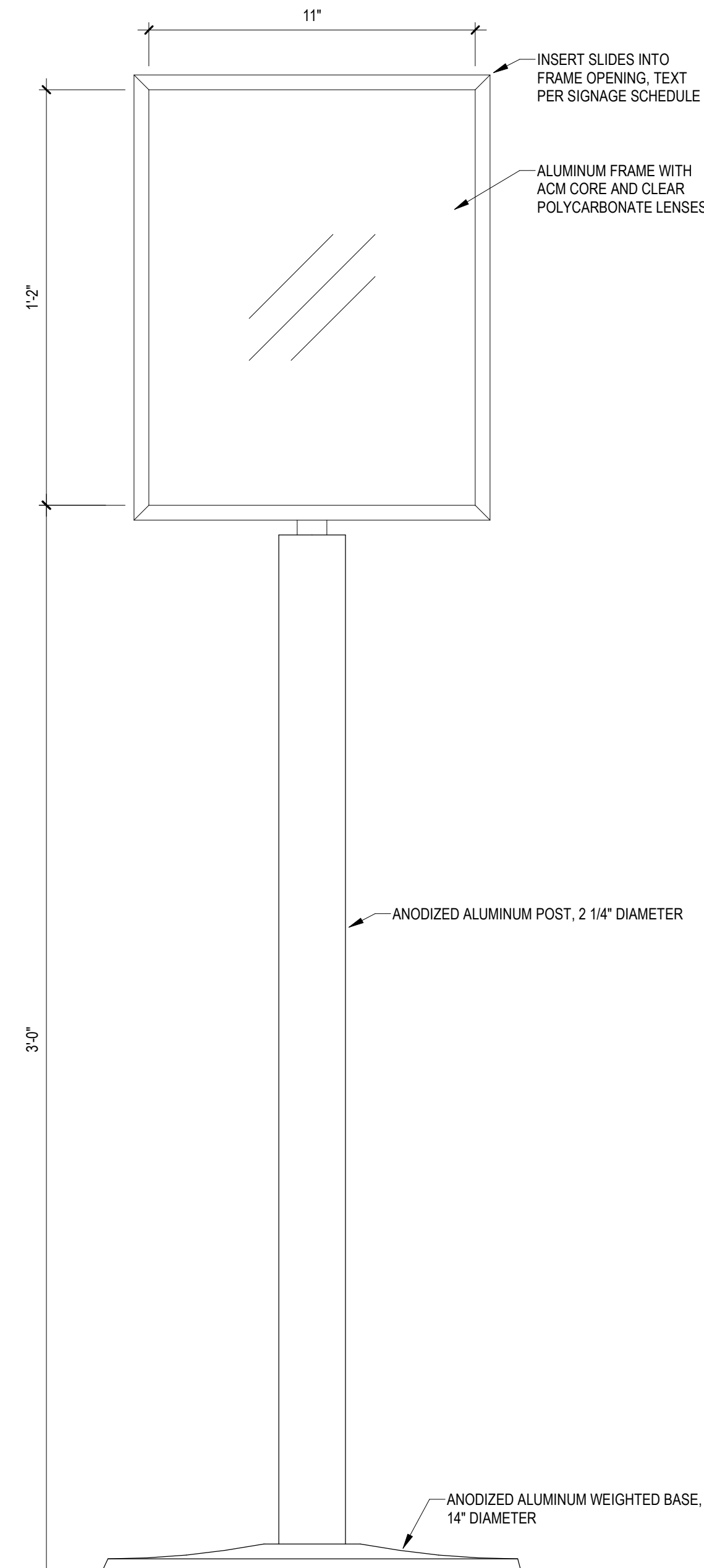
2 SIGN 2.2 - RESTROOM IDENTIFICATION SIGN
6' x 1'-0"



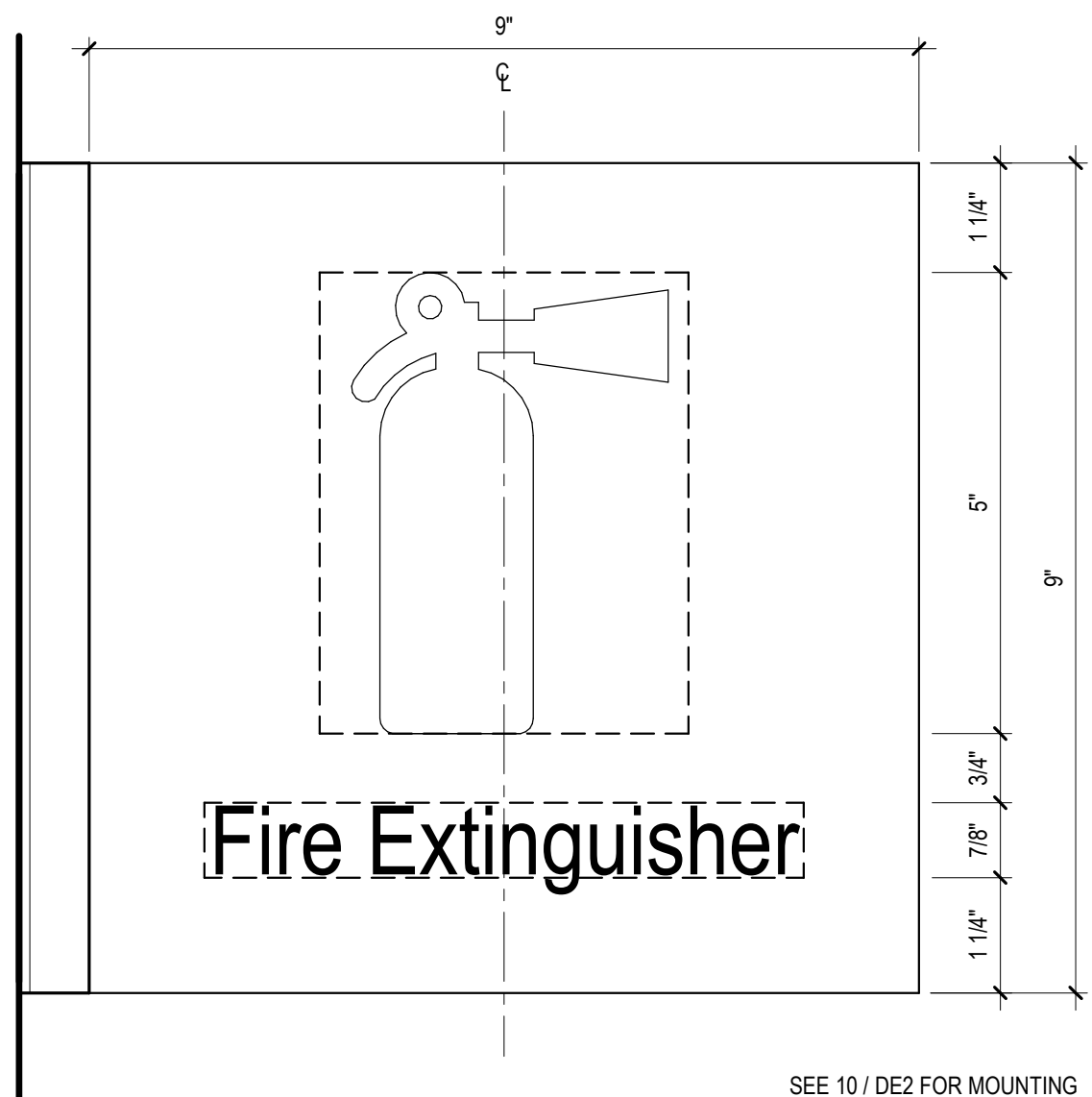
3 IN-09.03 - RESTROOM IDENTIFICATION SIGN
6' x 1'-0"



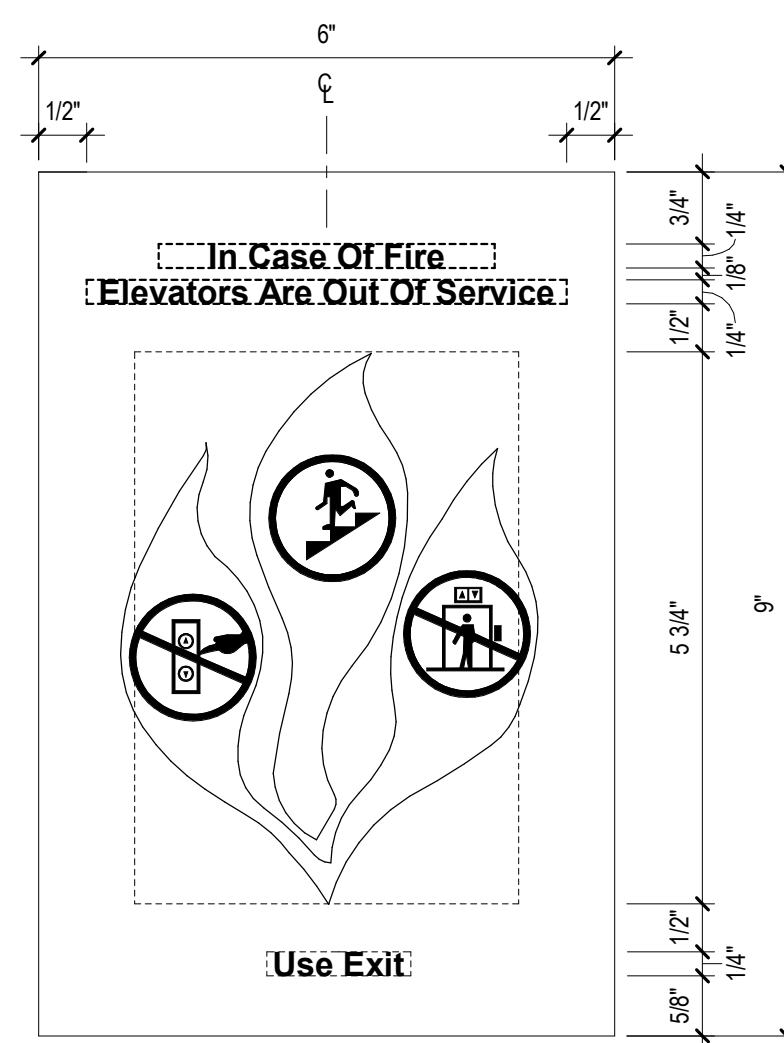
4 IN-16.51 - DIRECTIONAL AND DEPARTMENT ID SIGN
3' x 1'-0"



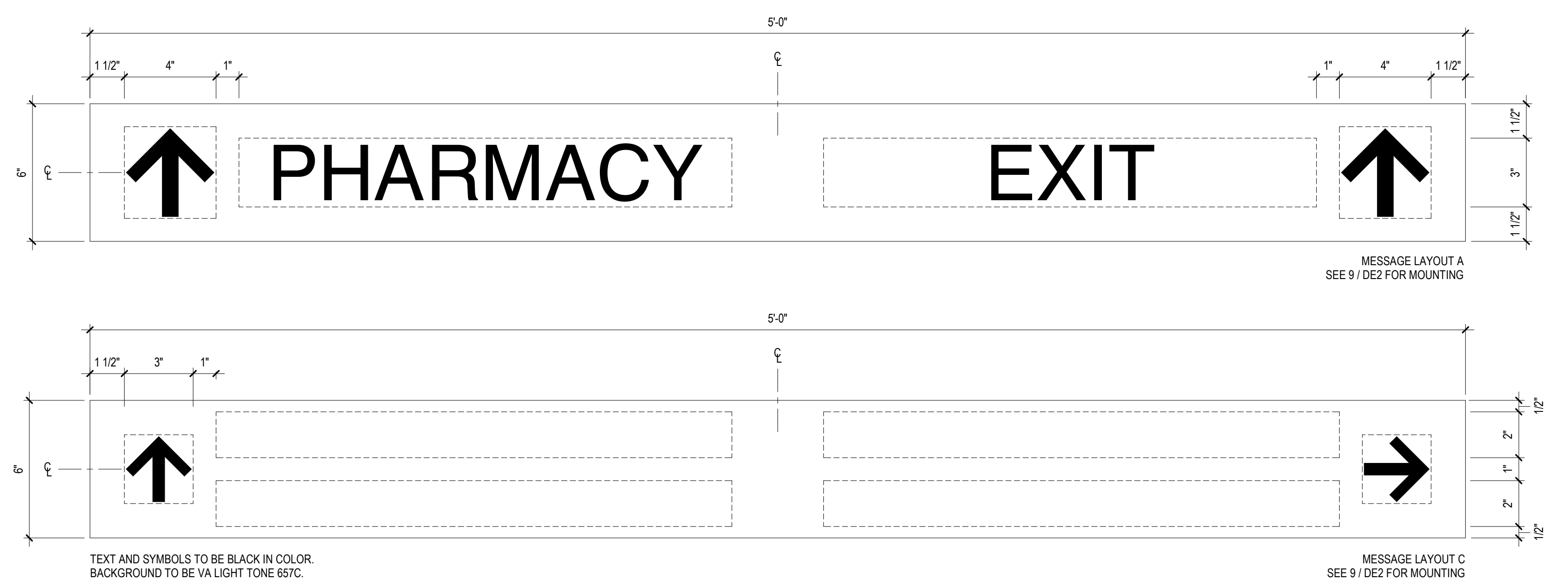
5 SP-21.01 - FREESTANDING SINGLE POST STANCHION
3' x 1'-0"



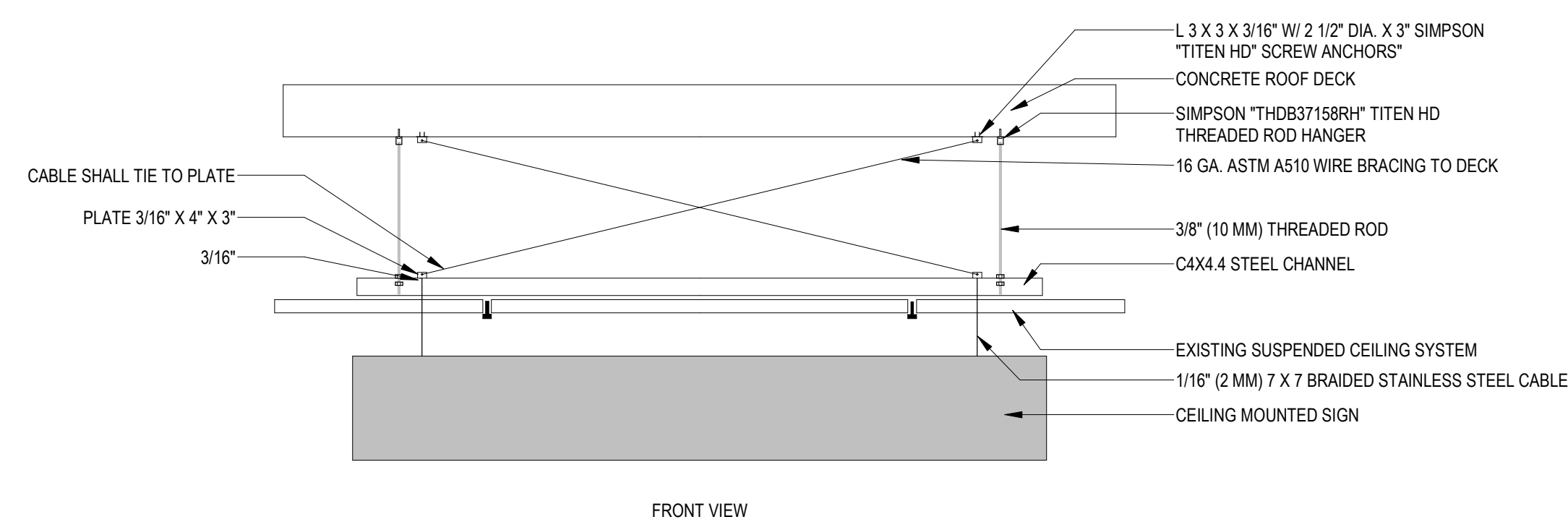
6 SIGN 10.4 - FIRE EXTINGUISHER FLAG SIGN
6' x 1'-0"



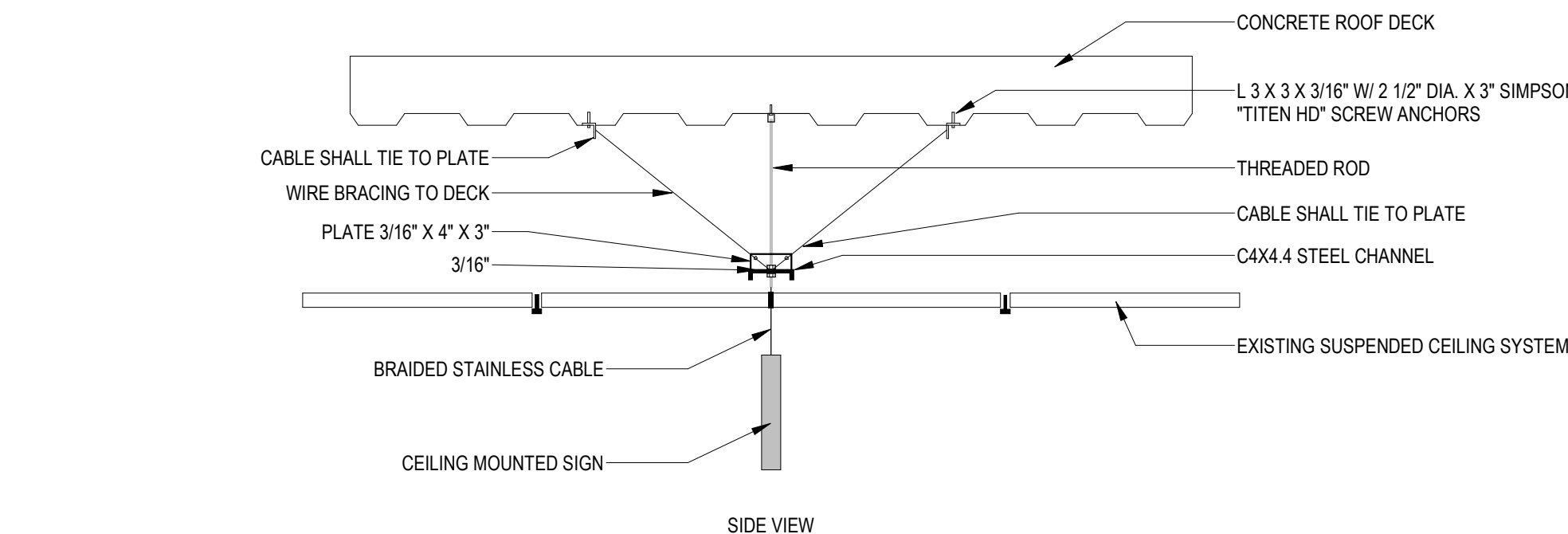
7 IN-01.04 - ELEVATOR CALL BUTTON SIGN
6' x 1'-0"



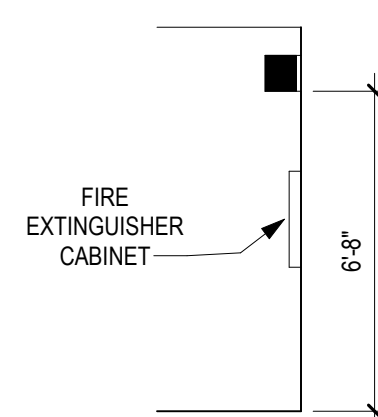
8 IN-16.61 - DIRECTIONAL AND DEPARTMENT ID SIGN LAYOUT
3' x 1'-0"



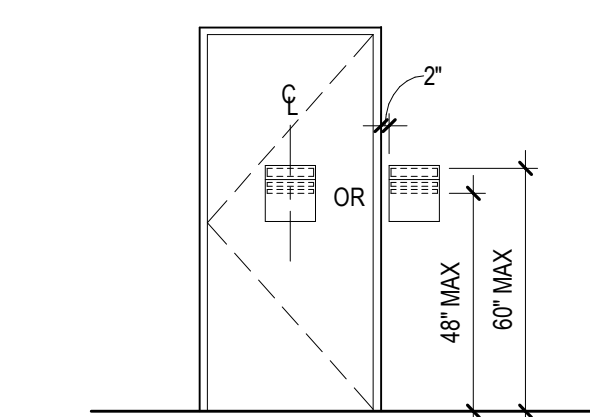
6 SIGN 10.4 - FIRE EXTINGUISHER FLAG SIGN
6' x 1'-0"



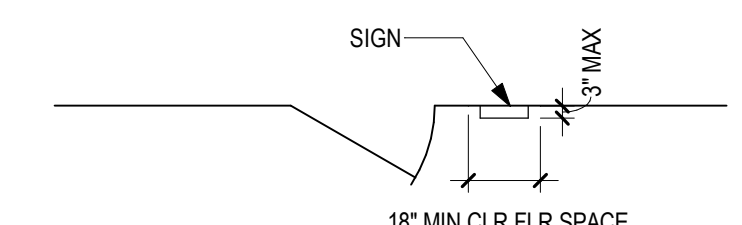
9 CEILING MOUNTED SIGN DETAIL
1 1/2' x 1'-0"



10 FLAG SIGN WALL ELEVATION
1 1/4' x 1'-0"



11 ROOM IDENTIFICATION SIGNAGE - WALL ELEVATION
1 1/4' x 1'-0"




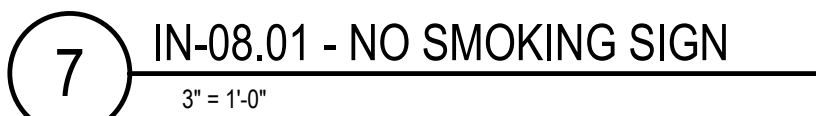
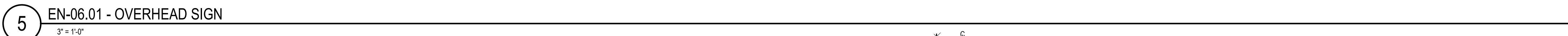
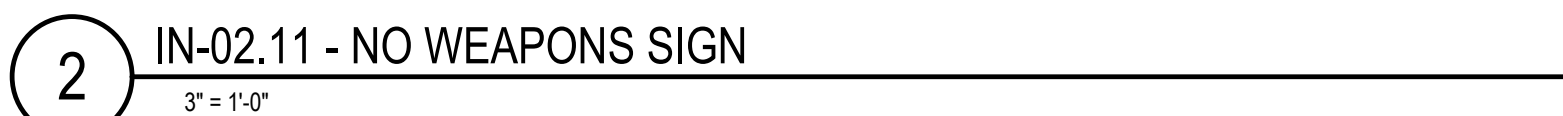
12 ROOM IDENTIFICATION SIGNAGE - PLAN VIEW
1 1/4' x 1'-0"

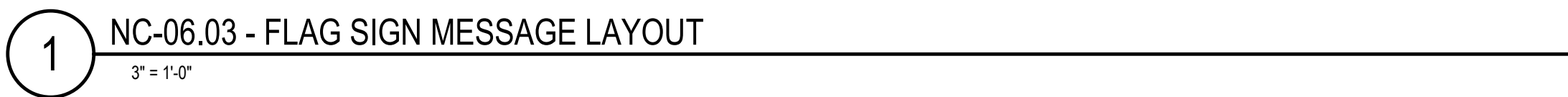
SIGNAGE GENERAL NOTES

1. DETAIL DRAWINGS PERTAIN TO SIGNAGE IN ALL BUILDINGS INCLUDED IN THE SCOPE OF WORK.
2. ALL SIGNAGE IDENTIFYING PERMANENT ROOMS SHALL COMPLY WITH 2010 STANDARD FOR ACCESSIBLE DESIGN.
3. ALL PERMANENT ROOM SIGNAGE TO HAVE TOP SECTION RAISED TEXT AND LOWER SECTION BRAILLE. BRAILLE TO BE GRADE 2.
4. ALL ROOM IDENTIFICATION SIGNS TO BE MOUNTED ON LATCH SIDE OF DOOR UNLESS NOTED OTHERWISE. IF NO SPACE EXISTS ON LATCH SIDE MOUNT SIGN TO THE NEAREST ADJACENT WALL. SIGNS MUST BE 2" FROM DOOR JAMB WITH 18" CLEAR FLOOR SPACE FROM CENTER OF SIGN.
5. ALL SIGN TEXT AND NUMBERING SUBJECT TO FINAL APPROVAL BY OWNER.
6. ALL SIGNS MOUNTED TO GLASS TO HAVE GLASS BACKER.
7. SIGNS TO BE MOUNTED ACCORDING TO MANUFACTURERS INSTALLATION INSTRUCTIONS AND MATERIALS.
8. SIGN DETAILS ARE FOR REFERENCE ONLY. ACTUAL DESIGN TO BE PROVIDED BY THE VENDOR, FOLLOWING FACILITY STANDARD, AND SUBJECT TO OWNER APPROVAL.
9. REINSTALL CEILING SYSTEMS REMOVED AND SALVAGED DURING DEMOLITION. REPLACE ANY DAMAGED CEILING FINISHES IN KIND WITH EXISTING.
10. WHERE WALL COVERING WAS REMOVED, PATCH AND PAINT WALLS TO MATCH EXISTING PAINT.

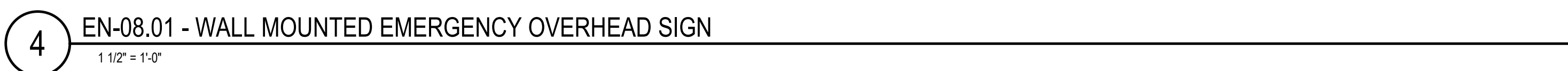
CONSULTANT		DESIGNER OF RECORD		STAMP		Office of Construction and Facilities Management		Drawing Title		Phase		Project Title		Project Number	
		ANDERSON				U.S. Department of Veterans Affairs		INTERIOR SIGNAGE DETAILS		100% CONSTRUCTION DOCUMENTS		IOWA CITY VAMC		636A8-23-101	
		13605 1st Ave. N. #100 Plymouth, MN 55441 P 763.412.4000 F 763.412.4090 ae-mn.com Anderson Engineering of Minnesota, LLC Proj # 17721						Approved:				UPDATE SIGNAGE AND WAYFINDING		Building Number	
Revisions:		Date:										Location		Drawing Number	
												601 HWY 6 WEST, IOWA CITY, IA		DE2	
												Issue Date		Checked	
												10/10/2024		CZ	
														CZ	

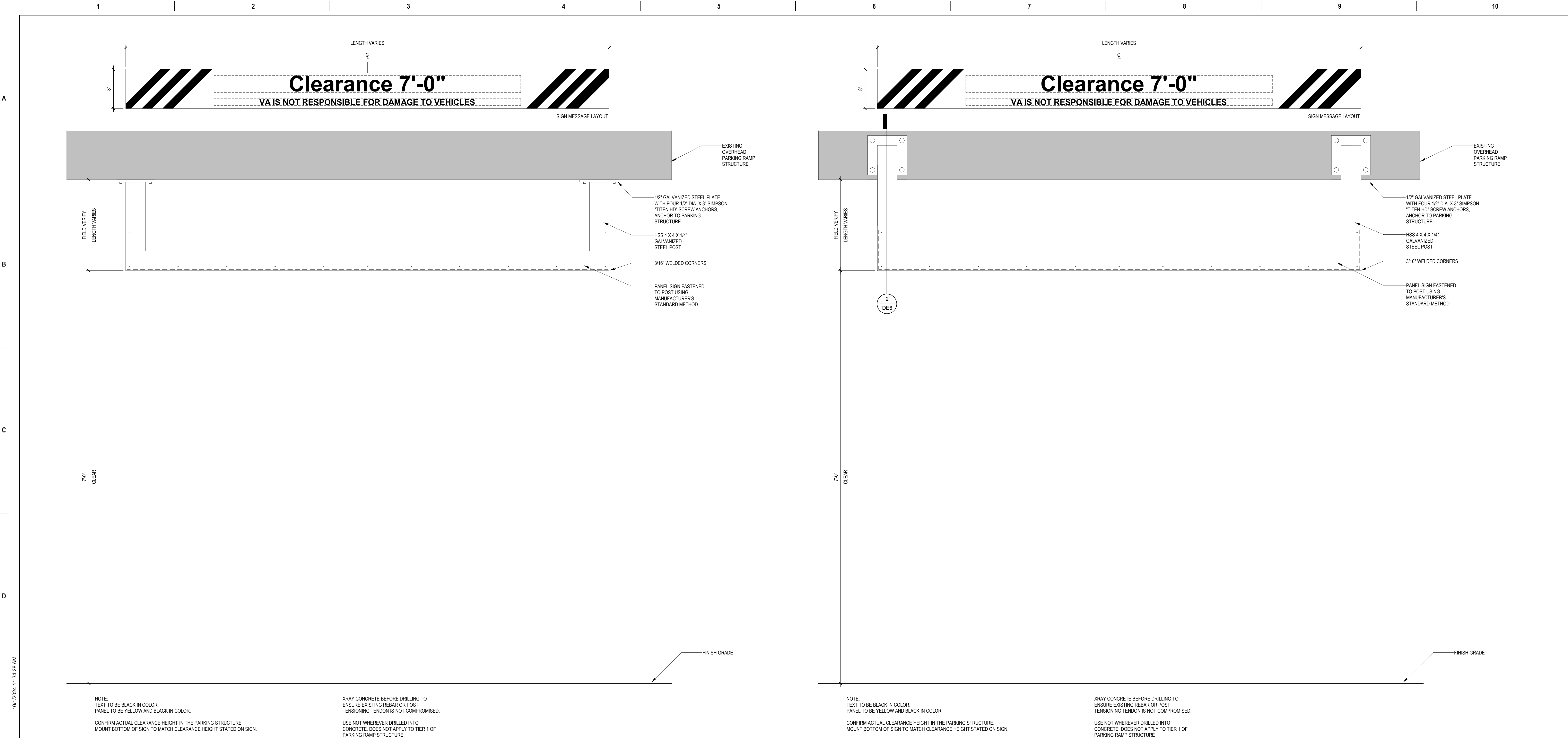


C:\Users\czupan\Documents\17721 IA VA Signage_R23_czupan\JAMEX.mt



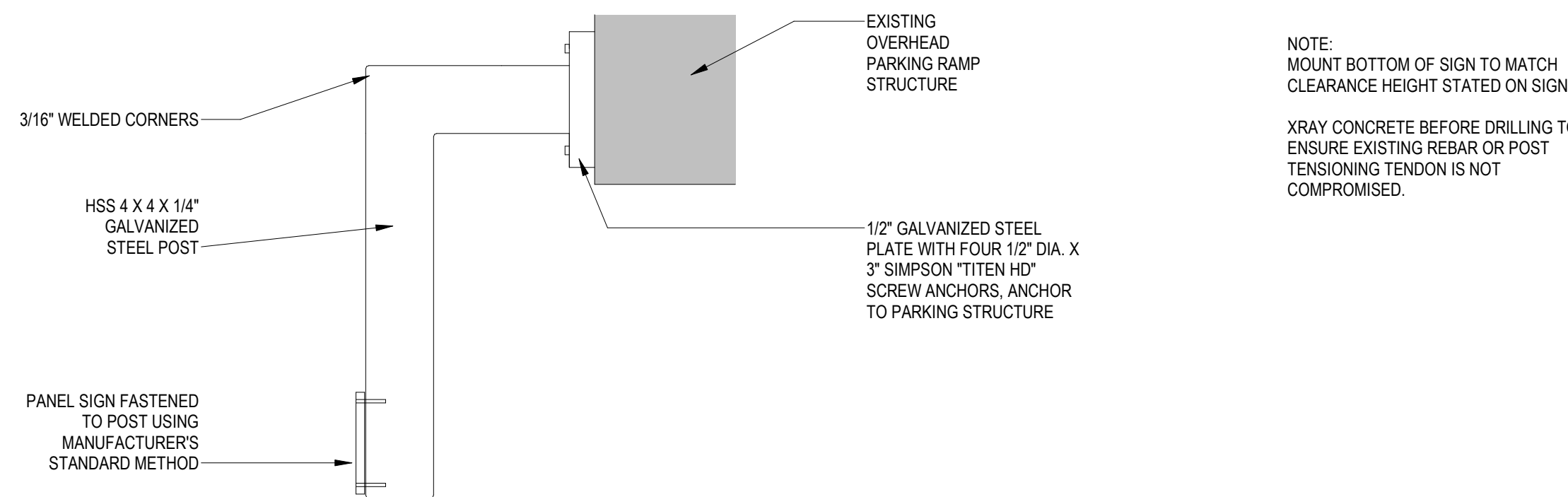
- 5 PS-02.03 - LONG BEAM-MOUNTED DIRECTIONAL SIGN

C:\Users\czupan\Documents\17721 IA VA Signage_R23_czupanJAMEX.mt



1 PS-09 - CLEARANCE BAR (STEEL POST MOUNTING)

1 1/2" = 1'-0"



2 SECTION - PS-09 - CLEARANCE BAR (STEEL POST MOUNTING, L-MOUNT)

1 1/2" = 1'-0"

SIGNAGE GENERAL NOTES

1. DETAIL DRAWINGS PERTAIN TO SIGNAGE IN ALL BUILDINGS INCLUDED IN THE SCOPE OF WORK.
2. ALL SIGNAGE IDENTIFYING PERMANENT ROOMS SHALL COMPLY WITH 2010 STANDARD FOR ACCESSIBLE DESIGN.
3. ALL PERMANENT ROOM SIGNAGE TO HAVE TOP SECTION RAISED TEXT AND LOWER SECTION BRAILLE. BRAILLE TO BE GRADE 2.
4. ALL ROOM IDENTIFICATION SIGNS TO BE MOUNTED ON LATCH SIDE OF DOOR. UNLESS NOTED OTHERWISE. IF NO SPACE EXISTS ON LATCH SIDE MOUNT SIGN TO THE NEAREST ADJACENT WALL. SIGNS MUST BE 2" FROM DOOR JAMB WITH 18" CLEAR FLOOR SPACE FROM CENTER OF SIGN.
5. ALL SIGN TEXT AND NUMBERING SUBJECT TO FINAL APPROVAL BY OWNER.
6. ALL SIGNS MOUNTED TO GLASS TO HAVE GLASS BACKER.
7. SIGNS TO BE MOUNTED ACCORDING TO MANUFACTURER'S INSTALLATION INSTRUCTIONS AND MATERIALS.
8. SIGN DETAILS ARE FOR REFERENCE ONLY. ACTUAL DESIGN TO BE PROVIDED BY THE VENDOR, FOLLOWING FACILITY STANDARD, AND SUBJECT TO OWNER APPROVAL.
9. REINSTALL CEILING SYSTEMS REMOVED AND SALVAGED DURING DEMOLITION. REPLACE ANY DAMAGED CEILING FINISHES IN-KIND WITH EXISTING.
10. WHERE WALL COVERING WAS REMOVED, PATCH AND PAINT WALLS TO MATCH EXISTING PAINT.

		CONSULTANT	<div>DESIGNER OF RECORD</div> <div><div>ANDERSON</div><div>13605 1st Ave. N. #100 Plymouth, MN 55441 P 763.412.4000 F 763.412.4090 ae-mn.com Anderson Engineering of Minnesota, LLC Proj # 17721</div></div>	STAMP	<div>Office of Construction and Facilities Management</div> <div><div>VA</div><div>U.S. Department of Veterans Affairs</div></div>	Drawing Title	Phase	Project Title		Project Number
PARKING RAMP SIGNAGE DETAILS						100% CONSTRUCTION DOCUMENTS	IOWA CITY VAMC UPDATE SIGNAGE AND WAYFINDING		636A8-23-101	
Approved:							Location 601 HWY 6 WEST, IOWA CITY, IA		Building Number	
							Issue Date 10/10/2024		Drawing Number	
							Checked CZ	Drawn CZ	DE6	
Revisions:	Date:									