

1
H0.2
MECHANICAL OVERALL FIRST FLOOR PLAN
SCALE: 1/16" = 1'-0"

MECHANICAL NOTES:

- 2 REFER TO PHASE 2 DRAWINGS FOR WORK IN THIS AREA.
- 3 REFER TO PHASE 3 DRAWINGS FOR WORK IN THIS AREA.
- 4 REFER TO PHASE 4 DRAWINGS FOR WORK IN THIS AREA.

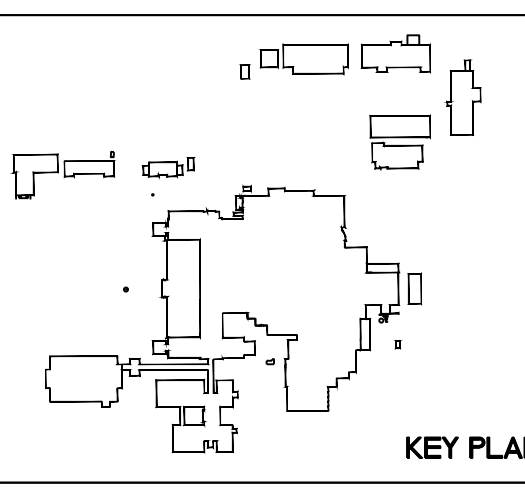
F:\Projects\2012213\DWG\2012213-H0.2.dwg 9/14/2016 10:59 AM

Revisions	Date

Dept. of Veterans Affairs
Medical Center
 2101 Elm Street
 Fargo, ND 58102

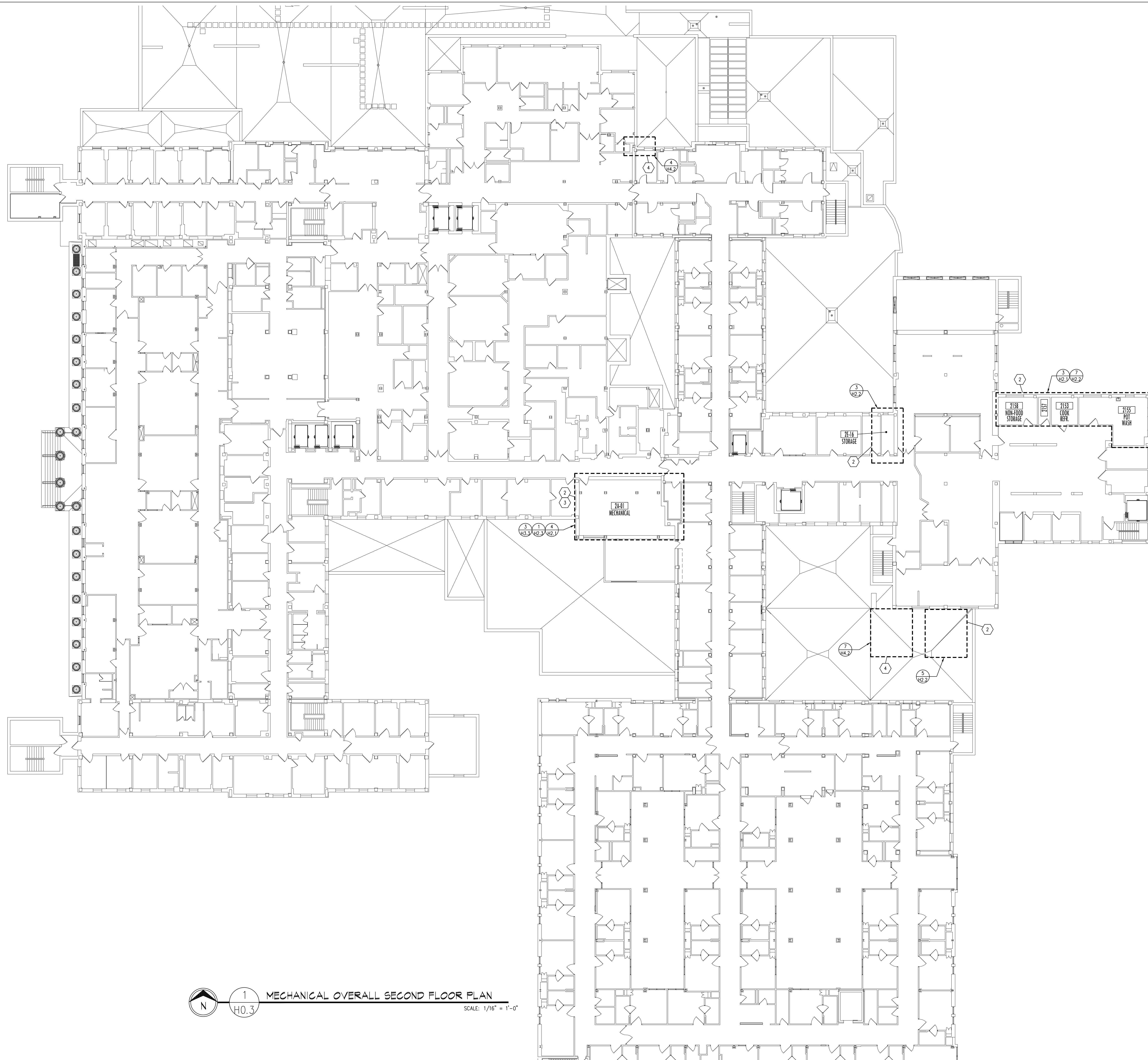
ONE
 Fargo • Grand Forks • Bismarck
 Alexandria • Minneapolis • 877.380.0501

REGISTERED PROFESSIONAL ENGINEER
 JOEL C. PECK
 PE - 6847
 DATE 07/19/2016
 NORTH DAKOTA



Drawing Title MECHANICAL OVERALL FIRST FLOOR PLAN		Project Title REPLACE OR UPGRADE HVAC SYSTEM COMPONENTS		Date SEPT. 14, 2016
Project Phase		Scale: AS SHOWN		Drawing No. H0.2
VA Project No. 437-19-111	Contract No. VA263-P-1218	Designed By JP	Checked By JP	Drawn By JF
Building No. VAMC CAMPUS	AutoCAD File Name 2012213-H0.2.DWG	Location FARGO VA HEALTH CARE SYSTEM FARGO, NORTH DAKOTA		Dwg. 15 of 66

Department of Veterans Affairs




1
H0.3
MECHANICAL OVERALL SECOND FLOOR PLAN
SCALE: 1/16" = 1'-0"

MECHANICAL NOTES:	
2	REFER TO PHASE 2 DRAWINGS FOR WORK IN THIS AREA.
3	REFER TO PHASE 3 DRAWINGS FOR WORK IN THIS AREA.
4	REFER TO PHASE 4 DRAWINGS FOR WORK IN THIS AREA.

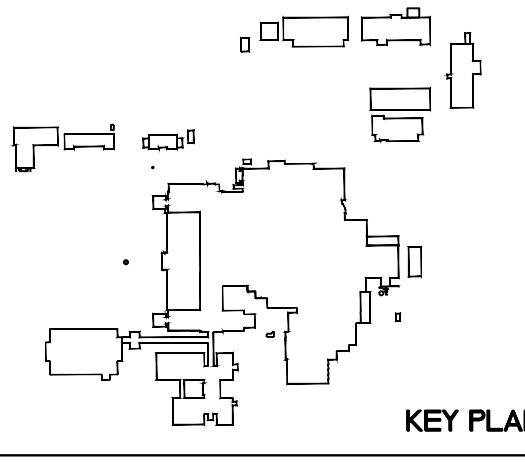
F:\Projects\2012213\DWG\2012213-H0.3.dwg/14/2016 10:59 AM

Revisions	Date


Dept. of Veterans Affairs
Medical Center
 2101 Elm Street
 Fargo, ND 58102

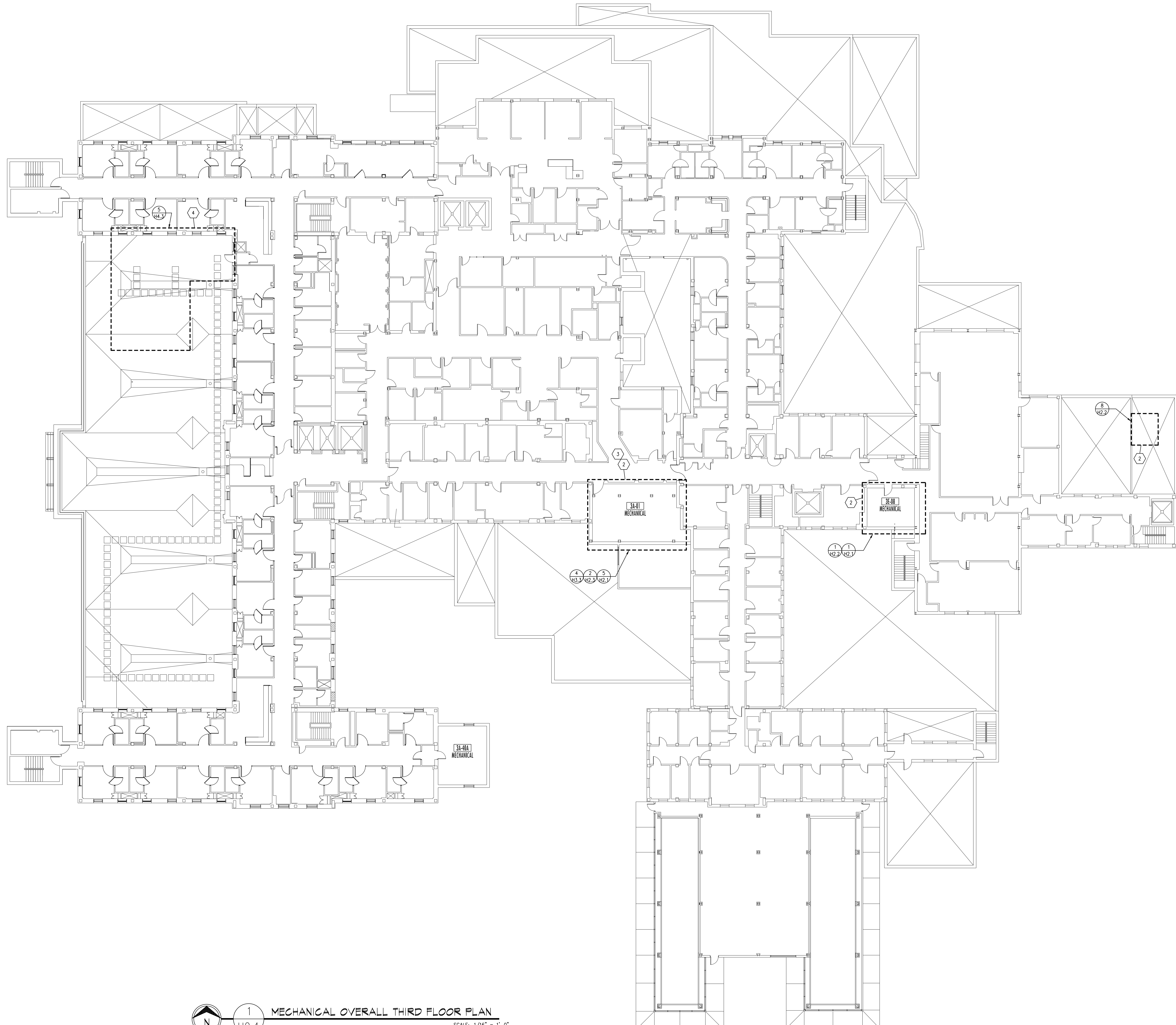

ONE
Fargo • Grand Forks • Bismarck
 Alexandria • Minneapolis • 877.380.0501





Drawing Title MECHANICAL OVERALL SECOND FLOOR PLAN		Project Title REPLACE OR UPGRADE HVAC SYSTEM COMPONENTS			Date SEPT. 14, 2016	
Project Phase 		Scale: AS SHOWN			Drawing No. H0.3	
VA Project No. 437-13-111	Contract No. VA263-P-1218 VA263-C-	Designed By JP	Checked By JP	Drawn By JP	Dwg. 16 of 66	
Building No. VAMC CAMPUS	AutoCAD File Name 202229-H03.DWG	Location FARGO VA HEALTH CARE SYSTEM FARGO, NORTH DAKOTA				

Department of Veterans Affairs



MECHANICAL NOTES:

- ② REFER TO PHASE 2 DRAWINGS FOR WORK IN THIS AREA.
- ③ REFER TO PHASE 3 DRAWINGS FOR WORK IN THIS AREA.
- ④ REFER TO PHASE 4 DRAWINGS FOR WORK IN THIS AREA.

1 MECHANICAL OVERALL THIRD FLOOR PLAN
 SCALE: 1/16" = 1'-0"

F:\Projects\2012213\DWG\2012213-H0-4.dwg 9/14/2016 10:59 AM

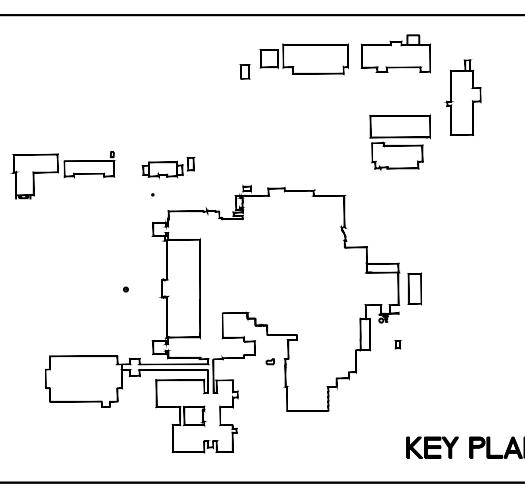
Revisions	Date



Dept. of Veterans Affairs
Medical Center
 2101 Elm Street
 Fargo, ND 58102

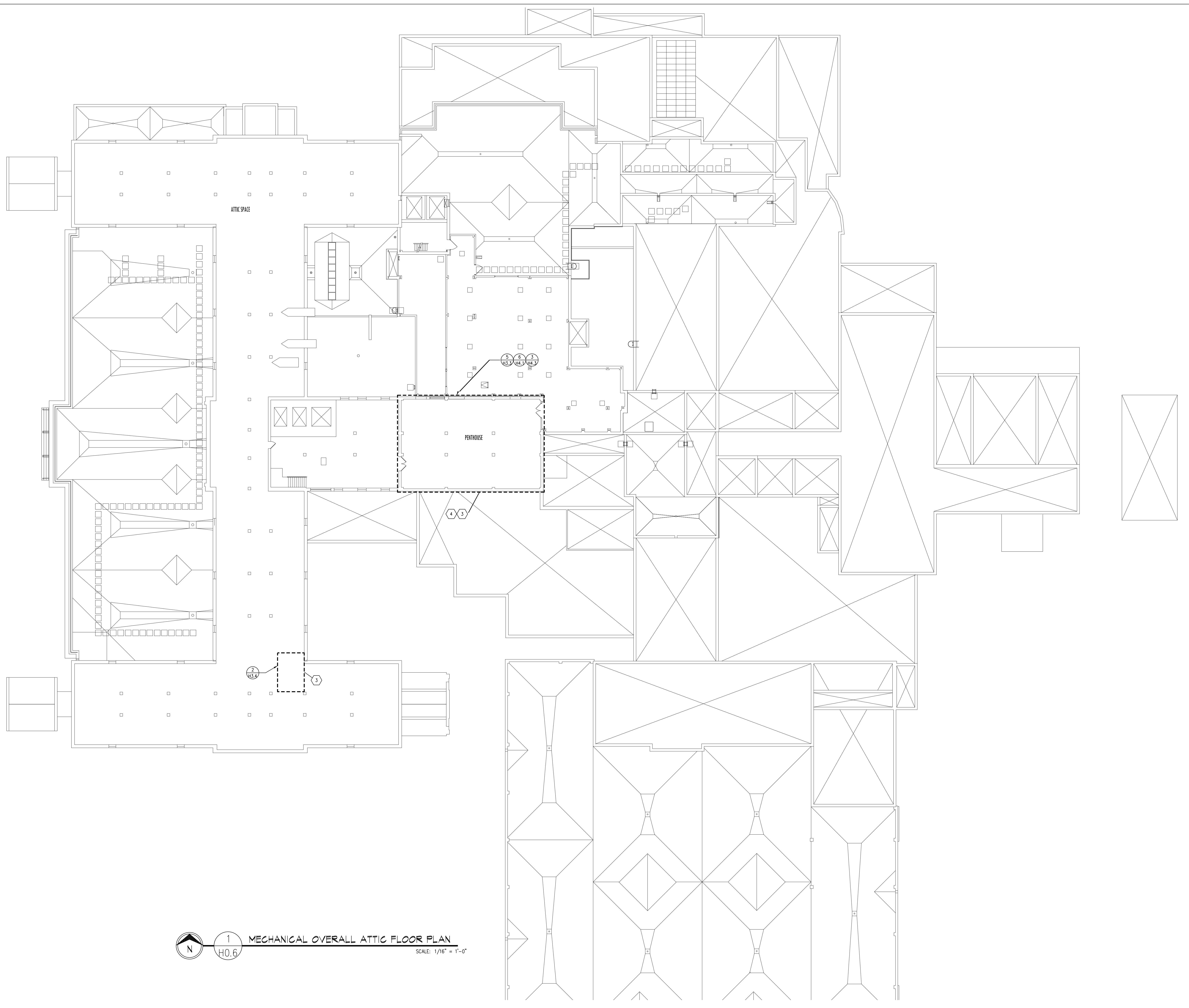


ONE
 Fargo • Grand Forks • Bismarck
 Alexandria • Minneapolis • 877.380.0501

Drawing Title MECHANICAL OVERALL THIRD FLOOR PLAN		Project Title REPLACE OR UPGRADE HVAC SYSTEM COMPONENTS		Date SEPT. 14, 2016
Project Phase		Scale: AS SHOWN		Drawing No. H0.4
VA Project No. 437-13-111	Contract No. VA263-P-1218	Designed By JP	Checked By JP	Drawn By JP
Building No. VAMC CAMPUS	AutoCAD File Name 202223-H04DWG	Location FARGO VA HEALTH CARE SYSTEM FARGO, NORTH DAKOTA		Dwg. 17 of 66

Department of Veterans Affairs



MECHANICAL OVERALL ATTIC FLOOR PLAN
 SCALE: 1/16" = 1'-0"

MECHANICAL NOTES:

(3)	REFER TO PHASE 3 DRAWINGS FOR WORK IN THIS AREA.
(4)	REFER TO PHASE 4 DRAWINGS FOR WORK IN THIS AREA.

F:\Projects\2012273\DWG\2012273-H0.6.dwg/14/2016 10:59 AM

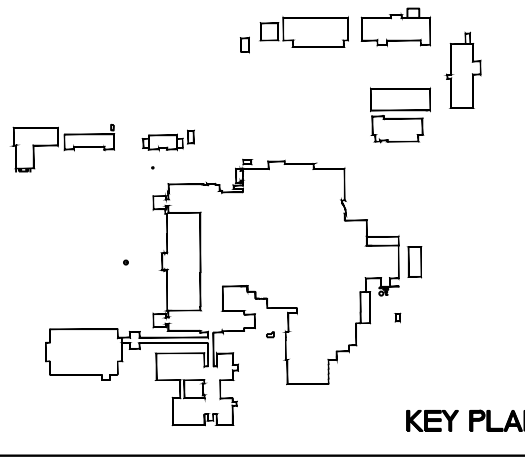
Revisions	Date



Dept. of Veterans Affairs
 Medical Center
 2101 Elm Street
 Fargo, ND 58102



ONE
 Fargo • Grand Forks • Bismarck
 Alexandria • Minneapolis • 877.380.0501



Drawing Title MECHANICAL OVERALL ATTIC FLOOR PLAN		Project Title REPLACE OR UPGRADE HVAC SYSTEM COMPONENTS			Date SEPT. 14, 2016	
Project Phase 		Scale: AS SHOWN			Drawing No. H0.6	
VA Project No. 437-13-111	Contract No. VA263-P-1218 VA263-C-	Designed By JP	Checked By JP	Drawn By JF	Dwg. 19 of 66	
Building No. VAMC CAMPUS	AutoCAD File Name 2012273-H0.6.DWG	Location FARGO VA HEALTH CARE SYSTEM FARGO, NORTH DAKOTA				

Department of Veterans Affairs