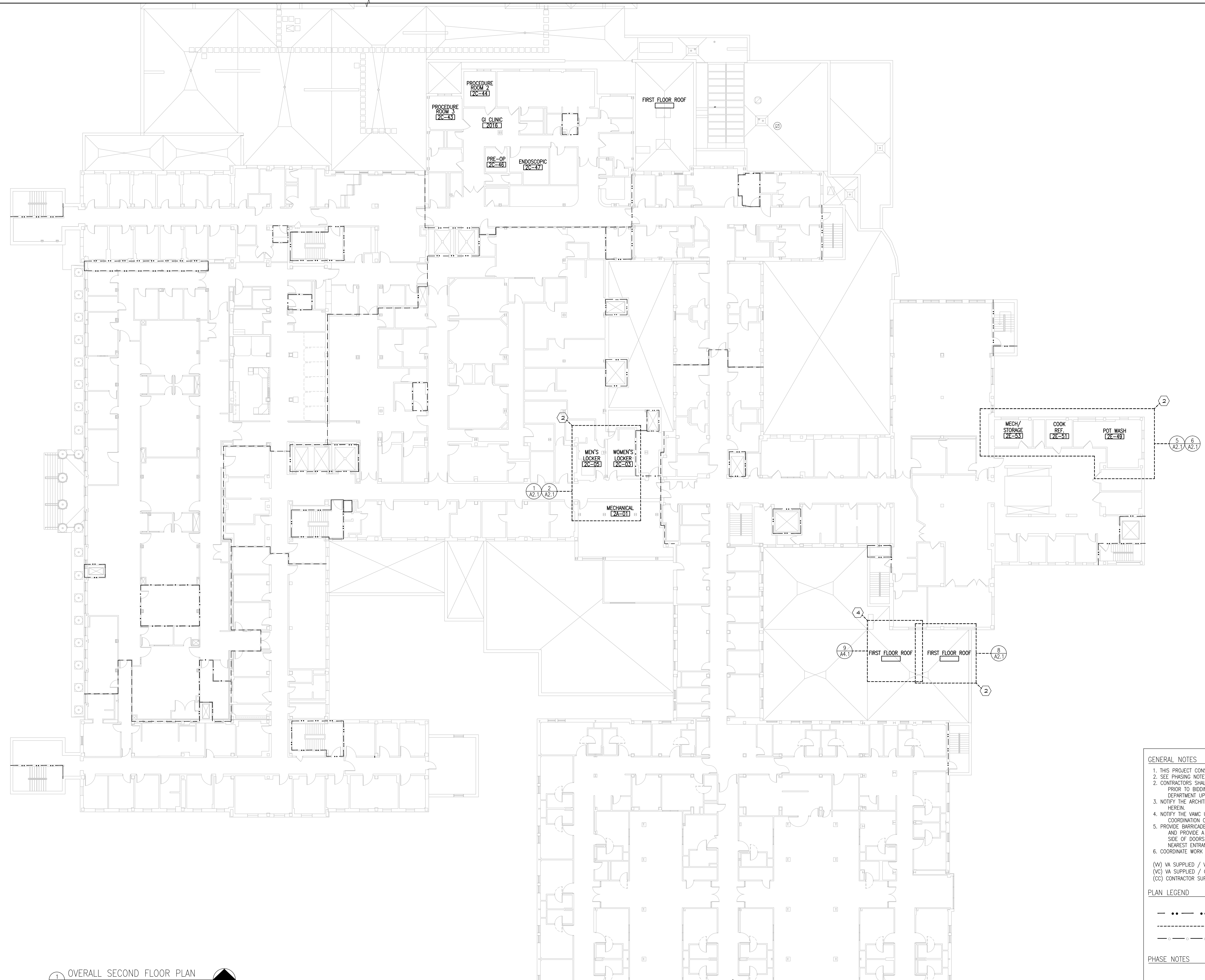


S:\110808 VA HVAC Replacement\4 - Design Documents\Revit-CAD\160908\_AS101 Architectural and Demolition Plan 437-13-111.dwg/1/17/2016 8:12 AM



OVERALL SECOND FLOOR PLAN  
SCALE: 1/16" = 1'-0"  
NORTH

**GENERAL NOTES**

1. THIS PROJECT CONSISTS OF THE REPLACEMENT OR UPGRADE OF HVAC EQUIPMENT.
2. SEE PHASING NOTES ON COVER SHEET.
3. CONTRACTORS SHALL FAMILIARIZE THEMSELVES WITH THE SITE AND BUILDING LOCATIONS PRIOR TO BIDDING AND PRIOR TO CONSTRUCTION. CHECK IN WITH VAMC ENGINEERING DEPARTMENT UPON ARRIVAL TO SURVEY EXISTING CONDITIONS.
4. NOTIFY THE ARCHITECT IF FIELD CONDITIONS ARE FOUND TO DIFFER FROM THOSE NOTED HEREIN.
5. NOTIFY THE VAMC UPON COMPLETION OF WORK AT EACH AREA FOR INTERNAL VAMC COORDINATION OF OPENING OF WORK AREAS.
6. PROVIDE BARRICADES AND SIGNAGE AS REQUIRED TO INDICATE AN ENTRANCE IS CLOSED AND PROVIDE A BOUNDARY AT A WORK AREA. PROVIDE SIGNAGE AT THE INTERIOR SIDE OF DOORS ALSO. EXTERIOR SIGNAGE SHALL HAVE DIRECTIONAL INDICATION OF NEAREST ENTRANCE.
7. COORDINATE WORK OF THIS PROJECT WITH OTHER CONSTRUCTION AT THE VAMC CAMPUS.

(VV) VA SUPPLIED / VA INSTALLED  
(VC) VA SUPPLIED / CONTRACTOR INSTALLED  
(CC) CONTRACTOR SUPPLIED / CONTRACTOR INSTALLED

**PLAN LEGEND**

- FIRE BARRIER
- CONSTRUCTION ZONE
- SMOKE BARRIER

**PHASE NOTES**

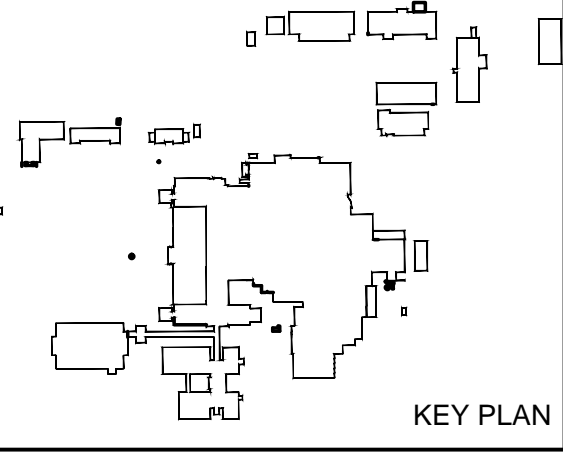
- 2 REFER TO PHASE 2 DRAWINGS FOR WORK IN THIS AREA.
- 3 REFER TO PHASE 3 DRAWINGS FOR WORK IN THIS AREA.
- 4 REFER TO PHASE 4 DRAWINGS FOR WORK IN THIS AREA.

Revisions	Date

**VA**  
Dept. of Veterans Affairs  
Medical Center  
2101 Elm Street  
Fargo, ND 58102

I HEREBY CERTIFY THAT THIS PLAN WAS PREPARED BY ME OR UNDER MY DIRECT SUPERVISION AND THAT I AM A DULY REGISTERED ARCHITECT UNDER THE LAWS OF THE STATE OF NORTH DAKOTA

TODD R. MEDD  
REG. NO. 2438  
DATE 9.14.2016



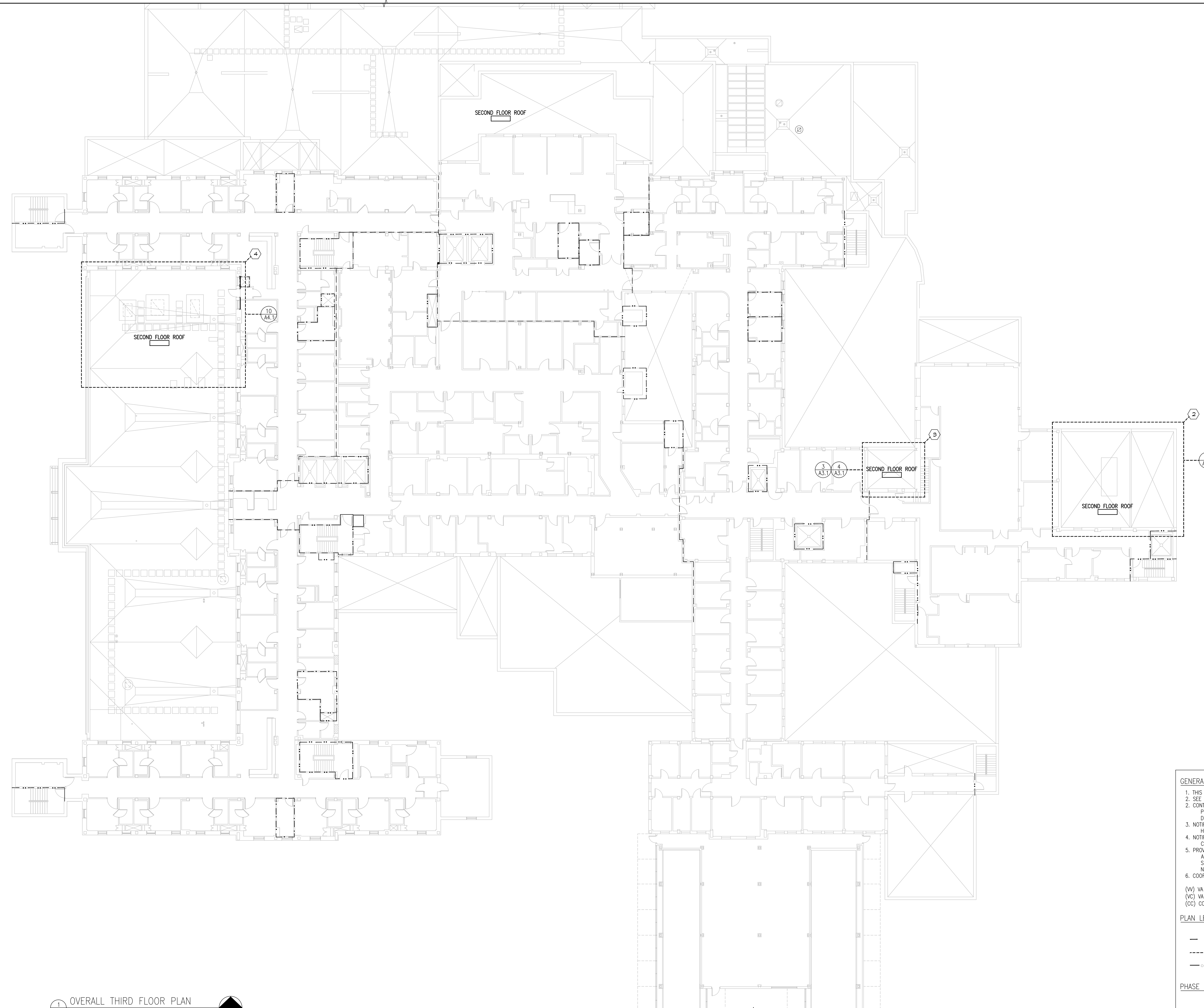
Drawing Title ARCHITECTURAL OVERALL SECOND FLOOR PLAN	
Project Phase PHASES: 2-3-4	
VA Project No. 437-13-111	Contract No. VA263-P-1218 VA263-C-
Building No. VAMC CAMPUS	AutoCAD File Name 160908_AS101 ARCHITECTURAL AND DEMOLITION PLAN 437-13-111.DWG

Project Title REPLACE OR UPGRADE HVAC SYSTEM COMPONENTS		
Designed By JD	Checked By TM	Drawn By DB
Location FARGO VA HEALTH CARE SYSTEM FARGO, NORTH DAKOTA		

Date SEPT. 14, 2016
Scale AS NOTED
Drawing No. A0.3
Dwg. 4 of 66

Department of Veterans Affairs

S:\110808 VA HVAC Replacement\4 - Design Documents\Revit-CAD\160908\_A5101 Architectural and Demolition Plan 437-13-111.dwg/1/17/2016 8:12 AM



1 OVERALL THIRD FLOOR PLAN  
 A0.4 SCALE: 1/16" = 1'-0" NORTH

**GENERAL NOTES**

1. THIS PROJECT CONSISTS OF THE REPLACEMENT OR UPGRADE OF HVAC EQUIPMENT.
2. SEE PHASING NOTES ON COVER SHEET.
3. CONTRACTORS SHALL FAMILIARIZE THEMSELVES WITH THE SITE AND BUILDING LOCATIONS PRIOR TO BIDDING AND PRIOR TO CONSTRUCTION. CHECK IN WITH VAMC ENGINEERING DEPARTMENT UPON ARRIVAL TO SURVEY EXISTING CONDITIONS.
4. NOTIFY THE ARCHITECT IF FIELD CONDITIONS ARE FOUND TO DIFFER FROM THOSE NOTED HEREIN.
5. NOTIFY THE VAMC UPON COMPLETION OF WORK AT EACH AREA FOR INTERNAL VAMC COORDINATION OF OPENING OF WORK AREAS.
6. PROVIDE BARRICADES AND SIGNAGE AS REQUIRED TO INDICATE AN ENTRANCE IS CLOSED AND PROVIDE A BOUNDARY AT A WORK AREA. PROVIDE SIGNAGE AT THE INTERIOR SIDE OF DOORS ALSO. EXTERIOR SIGNAGE SHALL HAVE DIRECTIONAL INDICATION OF NEAREST ENTRANCE.
7. COORDINATE WORK OF THIS PROJECT WITH OTHER CONSTRUCTION AT THE VAMC CAMPUS.

(V) VA SUPPLIED / VA INSTALLED  
 (VC) VA SUPPLIED / CONTRACTOR INSTALLED  
 (CC) CONTRACTOR SUPPLIED / CONTRACTOR INSTALLED

**PLAN LEGEND**

- FIRE BARRIER
- CONSTRUCTION ZONE
- SMOKE BARRIER

**PHASE NOTES**

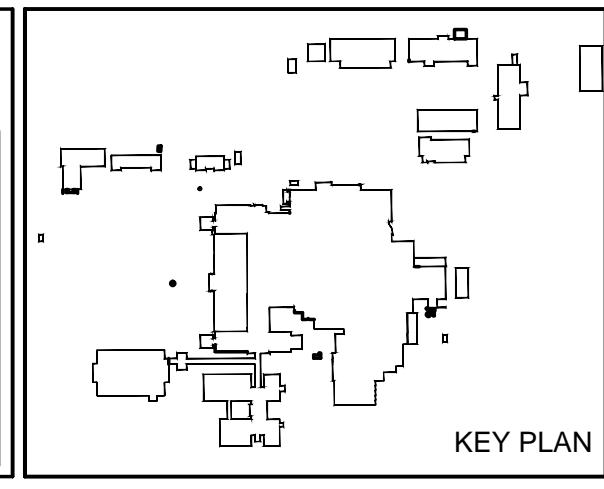
- 2 REFER TO PHASE 2 DRAWINGS FOR WORK IN THIS AREA.
- 3 REFER TO PHASE 3 DRAWINGS FOR WORK IN THIS AREA.
- 4 REFER TO PHASE 4 DRAWINGS FOR WORK IN THIS AREA.

Revisions	Date

Dept. of Veterans Affairs  
 Medical Center  
 2101 Elm Street  
 Fargo, ND 58102

I HEREBY CERTIFY THAT THIS PLAN WAS PREPARED BY ME OR UNDER MY DIRECT SUPERVISION AND THAT I AM A DULY REGISTERED ARCHITECT UNDER THE LAWS OF THE STATE OF NORTH DAKOTA

*Todd R. Medd*  
 TODD R. MEDD REG. NO. 2438 DATE 9.14.2016



Drawing Title ARCHITECTURAL OVERALL THIRD FLOOR PLAN	
Project Phase PHASES: 2-3-4	
VA Project No. 437-13-111	Contract No. VA263-P-1218 VA263-C-
Building No. VAMC CAMPUS	AutoCAD File Name 160908_A5101 ARCHITECTURAL AND DEMOLITION PLAN 437-13-111.DWG

Project Title REPLACE OR UPGRADE HVAC SYSTEM COMPONENTS		
Designed By JD	Checked By TM	Drawn By DB
Location FARGO VA HEALTH CARE SYSTEM FARGO, NORTH DAKOTA		

Date SEPT. 14, 2016
Scale: AS NOTED
Drawing No. A0.4
Dwg. 5 of 66

Department of Veterans Affairs