

S:\110808 VA HVAC Replacement\4 - Design Documents\Revit-CAD\160908_AS101 Architectural and Demolition Plan 437-13-111.dwg/1/17/2016 8:12 AM



1 OVERALL BASEMENT FLOOR PLAN
 A0.1 SCALE: 1/16" = 1'-0" NORTH

GENERAL NOTES

1. THIS PROJECT CONSISTS OF THE REPLACEMENT OR UPGRADE OF HVAC EQUIPMENT.
2. SEE PHASING NOTES ON COVER SHEET.
3. CONTRACTORS SHALL FAMILIARIZE THEMSELVES WITH THE SITE AND BUILDING LOCATIONS PRIOR TO BIDDING AND PRIOR TO CONSTRUCTION. CHECK WITH VAMC ENGINEERING DEPARTMENT UPON ARRIVAL TO SURVEY EXISTING CONDITIONS.
4. NOTIFY THE ARCHITECT IF FIELD CONDITIONS ARE FOUND TO DIFFER FROM THOSE NOTED HEREIN.
5. NOTIFY THE VAMC UPON COMPLETION OF WORK AT EACH AREA FOR INTERNAL VAMC COORDINATION OF OPENING OF WORK AREAS.
6. PROVIDE BARRICADES AND SIGNAGE AS REQUIRED TO INDICATE AN ENTRANCE IS CLOSED AND PROVIDE A BOUNDARY AT A WORK AREA. PROVIDE SIGNAGE AT THE INTERIOR SIDE OF DOORS ALSO. EXTERIOR SIGNAGE SHALL HAVE DIRECTIONAL INDICATION OF NEAREST ENTRANCE.
7. COORDINATE WORK OF THIS PROJECT WITH OTHER CONSTRUCTION AT THE VAMC CAMPUS.

(VV) VA SUPPLIED / VA INSTALLED
 (VC) VA SUPPLIED / CONTRACTOR INSTALLED
 (CC) CONTRACTOR SUPPLIED / CONTRACTOR INSTALLED

PLAN LEGEND

- FIRE BARRIER
- CONSTRUCTION ZONE
- SMOKE BARRIER

PHASE NOTES

- 2 REFER TO PHASE 2 DRAWINGS FOR WORK IN THIS AREA.
- 3 REFER TO PHASE 3 DRAWINGS FOR WORK IN THIS AREA.
- 4 REFER TO PHASE 4 DRAWINGS FOR WORK IN THIS AREA.

Revisions	Date



Dept. of Veterans Affairs
 Medical Center
 2101 Elm Street
 Fargo, ND 58102

I HEREBY CERTIFY THAT THIS PLAN WAS PREPARED BY ME OR UNDER MY DIRECT SUPERVISION AND THAT I AM A DULY REGISTERED ARCHITECT UNDER THE LAWS OF THE STATE OF NORTH DAKOTA

Todd R. Medd
 TODD R. MEDD REG. NO. 2438 DATE 9.14.2016

Drawing Title
 ARCHITECTURAL OVERALL BASEMENT FLOOR PLAN

Project Phase
 PHASES: 2-3-4

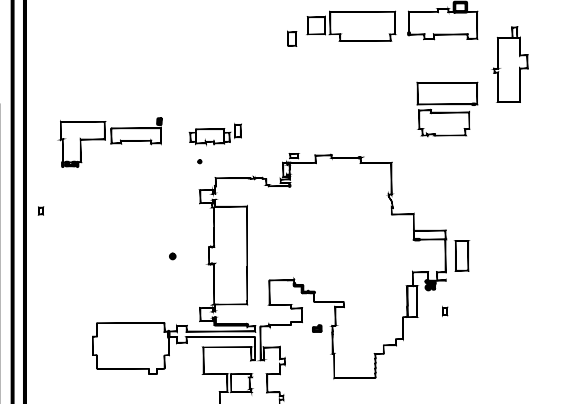
VA Project No.
 437-13-111

Contract No.
 VA263-P-1218
 VA263-C-

Building No.
 VAMC CAMPUS

AutoCAD File Name
 160908_AS101_ARCHITECTURAL AND DEMOLITION PLAN 437-13-111.DWG

KEY PLAN



Project Title
 REPLACE OR UPGRADE HVAC SYSTEM COMPONENTS

Designed By
 JD

Checked By
 TM

Drawn By
 DB

Location
 FARGO VA HEALTH CARE SYSTEM
 FARGO, NORTH DAKOTA

Date
 SEPT. 14, 2016

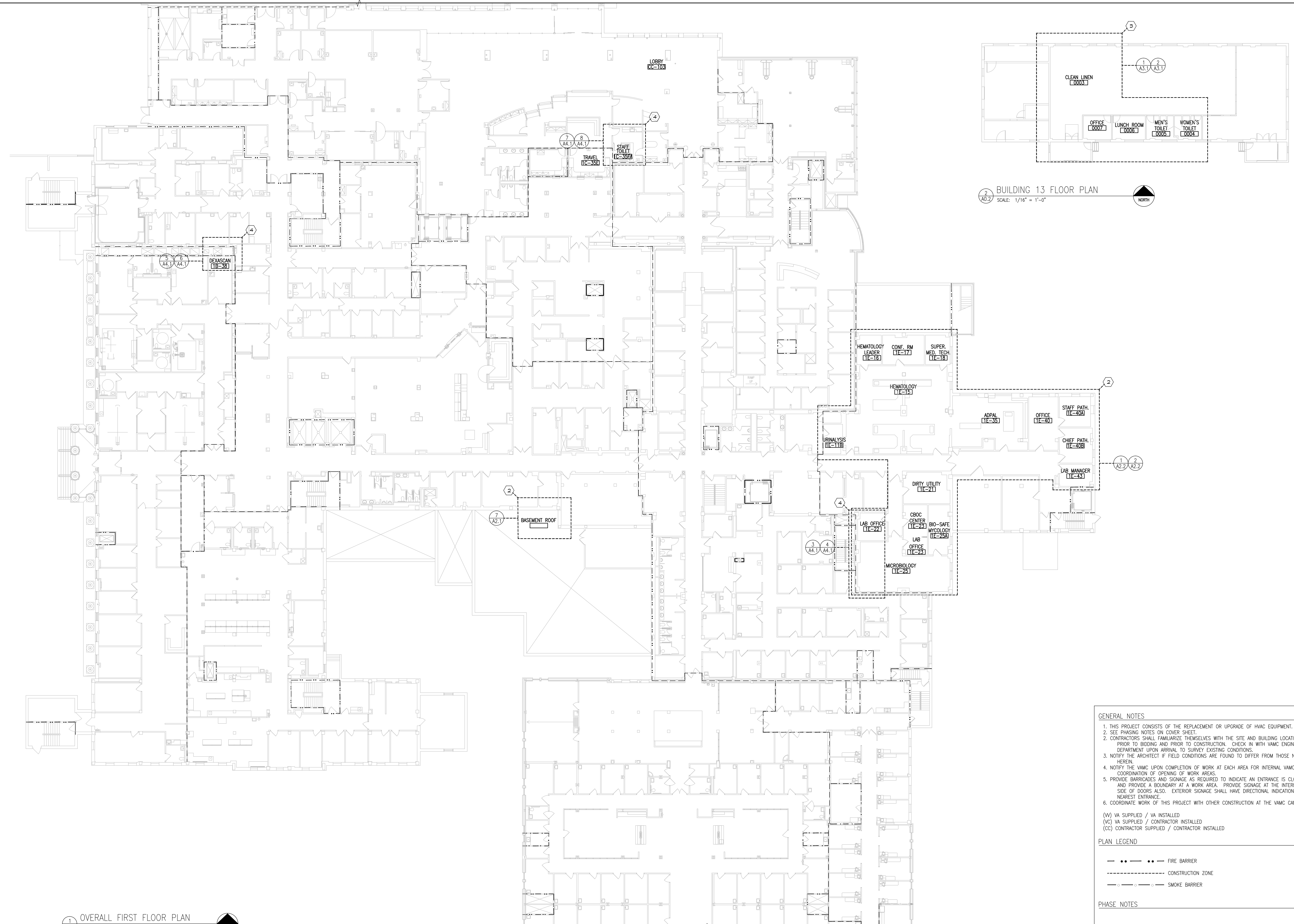
Scale:
 AS NOTED

Drawing No.
 A0.1

Dwg. 2 of 66

Department of Veterans Affairs

S:\110808 VA HVAC Replacement\4 - Design Documents\Revit-CAD\160908_AS101 Architectural and Demolition Plan 437-13-111.dwg/1/17/2016 8:12 AM



BUILDING 13 FLOOR PLAN
 SCALE: 1/16" = 1'-0"
 NORTH

OVERALL FIRST FLOOR PLAN
 SCALE: 1/16" = 1'-0"
 NORTH

GENERAL NOTES

1. THIS PROJECT CONSISTS OF THE REPLACEMENT OR UPGRADE OF HVAC EQUIPMENT.
2. SEE PHASING NOTES ON COVER SHEET.
3. CONTRACTORS SHALL FAMILIARIZE THEMSELVES WITH THE SITE AND BUILDING LOCATIONS PRIOR TO BIDDING AND PRIOR TO CONSTRUCTION. CHECK IN WITH VAMC ENGINEERING DEPARTMENT UPON ARRIVAL TO SURVEY EXISTING CONDITIONS.
4. NOTIFY THE ARCHITECT IF FIELD CONDITIONS ARE FOUND TO DIFFER FROM THOSE NOTED HEREIN.
5. NOTIFY THE VAMC UPON COMPLETION OF WORK AT EACH AREA FOR INTERNAL VAMC COORDINATION OF OPENING OF WORK AREAS.
6. PROVIDE BARRICADES AND SIGNAGE AS REQUIRED TO INDICATE AN ENTRANCE IS CLOSED AND PROVIDE A BOUNDARY AT A WORK AREA. PROVIDE SIGNAGE AT THE INTERIOR SIDE OF DOORS ALSO. EXTERIOR SIGNAGE SHALL HAVE DIRECTIONAL INDICATION OF NEAREST ENTRANCE.
7. COORDINATE WORK OF THIS PROJECT WITH OTHER CONSTRUCTION AT THE VAMC CAMPUS.

(V) VA SUPPLIED / VA INSTALLED
 (VC) VA SUPPLIED / CONTRACTOR INSTALLED
 (CC) CONTRACTOR SUPPLIED / CONTRACTOR INSTALLED

PLAN LEGEND

- FIRE BARRIER
- CONSTRUCTION ZONE
- SMOKE BARRIER

PHASE NOTES

- 2 REFER TO PHASE 2 DRAWINGS FOR WORK IN THIS AREA.
- 3 REFER TO PHASE 3 DRAWINGS FOR WORK IN THIS AREA.
- 4 REFER TO PHASE 4 DRAWINGS FOR WORK IN THIS AREA.

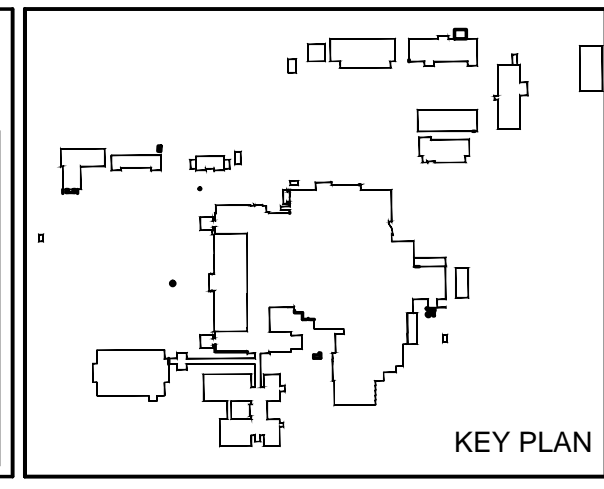
Revisions	Date



Dept. of Veterans Affairs
 Medical Center
 2101 Elm Street
 Fargo, ND 58102

I HEREBY CERTIFY THAT THIS PLAN WAS PREPARED BY ME OR UNDER MY DIRECT SUPERVISION AND THAT I AM A DULY REGISTERED ARCHITECT UNDER THE LAWS OF THE STATE OF NORTH DAKOTA

TODD R. MEDD
 REG. NO. 2438
 DATE 9.14.2016



Drawing Title ARCHITECTURAL OVERALL FIRST FLOOR PLAN	
Project Phase PHASES: 2-3-4	
VA Project No. 437-13-111	Contract No. VA263-P-1218 VA263-C-
Building No. VAMC CAMPUS	AutoCAD File Name 160908_AS101_ARCHITECTURAL AND DEMOLITION PLAN 437-13-111.DWG

Project Title REPLACE OR UPGRADE HVAC SYSTEM COMPONENTS		
Designed By JD	Checked By TM	Drawn By DB
Location FARGO VA HEALTH CARE SYSTEM FARGO, NORTH DAKOTA		

Date SEPT. 14, 2016
Scale: AS NOTED
Drawing No. A0.2
Dwg. 3 of 66

Department of Veterans Affairs