ABBREVIATIONS:

AC	ALTERNATING CURRENT
ADJ.	ADJUSTABLE
AHJ	AUTHORITY HAVING JURISDICTION
AHU	AIR HANDLING UNIT
AS	AIR SEPARATOR
ASME	AMERICAN SOCIETY OF MECHANICAL ENGINEERS
BHP	BRAKE HORSEPOWER
BMS	BUILDING MANAGEMENT SYSTEM
CALC	CALCULATED
CC	CHILLED WATER COOLING COIL - AHU
CD	CONDENSATE DRAIN
CFM	CUBIC FEET PER MINUTE
CHWR	CHILLED WATER RETURN
CHWS	CHILLED WATER SUPPLY
C/L	CENTERLINE
CO	CLEANOUT
COEF	COEFFICIENT
COMLINK	COMMUNICATION LINK
COND	CONDENSATION
CONFIG	CONFIGURED
COR	CONTRACTING OFFICER'S REPRESENTATIVE
CNTRL.	CONTROL
CP	CONDENSATE PUMP
CPVC	CHLORINATED POLYVINYL CHLORIDE
CR	CONDENSATE RETURN
CV	CONTROL VALVE
CV	FLOW COEFFICIENT
DAMP.	DAMPER
DAT	DISCHARGE AIR TEMPERATURE
DB	DRY BULB
DC	DIRECT CURRENT
DCW	DOMESTIC COLD WATER
DEG	DEGREES
DHR	DOMESTIC HOT WATER RETURN
DHW	DOMESTIC HOT WATER
DIFF.	DIFFERENTIAL
DIST	DISTRUBUTION
DS	DOWNSPOUT
DSP	DEHUMIDIFICATION SET POINT
DWV	DRAIN, WASTE AND VENT
(E)	EXISTING
EA	EXHAUST AIR
ECC	ENERGY CONTROL CENTER
ELECT.	ELECTRICAL
ELEV	ELEVATION
ENT	ENTERING
ERC	ENERGY RECOVERY COIL - AHU
ES	END SWITCH
EWC	ELECTRIC WATER COOLER
F	FAHRENHEIT
FD	FLOOR DRAIN
FILT.	FILTER
FPM	FEET PER MINUTE
FT	FEET
GAL	GALLONS
GALV	GALVANIZED
G.C.	GENERAL CONTRACTOR
GPM	GALLONS PER MINUTE
GT	GLYCOL TANK
H	HEIGHT
H	HUMIDIFIER - AHU
HP	HORSEPOWER
HPS	HIGH PRESSURE STEAM
HR	HOUR
HRCR	HEAT RECOVERY RETURN
HRCS	HEAT RECOVERY SUPPLY
HRP	HEAT RECOVERY PUMP
HSP	HUMIDIFICATION SET POINT
HVAC	HEATING, VENTILATION, AND AIR CONDITIONING
HX	HEAT EXCHANGER
Hz	HERTZ
IBC	INTERNATIONAL BUILDING CODE
ICVAMC	IOWA CITY VETERANS AFFAIRS MEDICAL CENTER
IECC	INTERNAIONAL ENERGY CONSERVATION CODE
IFB	INTEGRAL FACE AND BYPASS
IMC	INTERNATIONAL MECHANICAL CODE
I/O	INPUT/OUTPUT
IPC	INTERNATIONAL PLUMBING CODE
K.O.	COMMANDING OFFICER
L	LENGTH
LBS	POUNDS
LPS	LOW PRESSURE STEAM
LWA	SOUND POWER LEVEL
MAX	MAXIMUM
MBH	THOUSAND BRITISH THERMAL UNITS PER HOUR
MC	MECHANICAL CONTRACTOR
MD	MOTORIZED DAMPER
MECH	MECHANICAL
MFG	MANUFACTURER
MIN	MINIMUM
MIN	MINUTE
mm	MILLIMETER
MPS	MEDIUM PRESSURE STEAM
MT	MOISTURE (HUMIDITY) TRANSMITTER
MV	MANUAL VENT
N.C.	NORMALLY CLOSED
NC	NOISE CRITERIA LEVEL
NFPA	NATIONAL FIRE PROTECTION ASSOCIATION
NG	NATURAL GAS
N.O.	NORMALLY OPEN
NPT	NATIONAL PIPE THREAD
OA	OUTSIDE AIR
OAT	OUTSIDE AIR TEMPERATURE
ORD	OVERFLOW ROOF DRAIN
OSA	OUTSIDE AIR
OSHA	OCCUPATIONAL SAFETY AND HEALTH ADMINISTRATION
Pa	PASCAL
PC	PUMPED CONDENSATE
PC	PREHEAT STEAM COIL - AHU
PD	PRESSURE DROP
PDS	PRESSURE DIFFERENTIAL SENSOR
PH	PHASE
PI	PROPORTIONAL INTEGRAL
PID	PROPORTIONAL INTEGRAL DERIVATIVE
PRESS.	PRESSURE
PSH	HIGH PRESSURE SWITCH
PSIG	POUNDS PER SQUARE INCH - GAUGE
PSL	LOW PRESSURE SWITCH
QUANT.	QUANTITY
R	RADIUS
R	RETURN
RA	RETURN AIR
RC	REHEAT STEAM COIL - AHU
RD	ROOF DRAIN
RE	RESIDENT ENGINEER
REQ'D	REQUIRED
RH	RELATIVE HUMIDITY
RPM	REVOLUTIONS PER MINUTE
S	SUPPLY
SA	SUPPLY AIR
SAN	SANITARY
SD	SMOKE DAMPER
SF	FAN SECTION - AHU
SF	SQUARE FEET
SMACNA	SHEET METAL AND AIR CONDITIONING CONTRACTORS ASSOCIATION
SP	STATIC PRESSURE
SPEC	SPECIFICATION
SS	STAINLESS STEEL
SST	START/STOP
SUH	STEAM UNIT HEATER
SV	STEAM VALVE
SV	STEAM VENT
T	THERMOSTAT
TEMP.	TEMPERATURE
TSP	TOTAL STATIC PRESSURE
TT	TEMPERATURE SENSOR/TRANSMITTER
TYP	TYPICAL
UH	UNIT HEATER
V	VENT
V	VOLTS
VAV	VARIABLE AIR VOLUME
VFD	VARIABLE FREQUENCY DRIVE
VSMC	VARIABLE SPEED MOTOR CONTROLLER
VTR	VENT THROUGH ROOF
W	WIDTH
W/	WITH
WB	WET BULB
WG	INCHES OF WATER
ZAT	ZONE AIR TEMPERATURE
ZC	VALVE OR DAMPER CONTROLLER

HVAC / MECHANICAL SYMBOLS

- SA — SUPPLY AIR DUCT FROM AHU
- S/A — SUPPLY AIR DUCT FROM VAV
- F/A — FRESH AIR DUCT FROM EXTERIOR
- RA — RETURN AIR DUCT
- EA — EXHAUST AIR DUCT
- HWS — HOT WATER SUPPLY
- HWR — HOT WATER RETURN
- RHWS — REHEAT HOT WATER SUPPLY
- RHWR — REHEAT HOT WATER RETURN
- HRWS — HEAT RECOVERY WATER SUPPLY
- HRWR — HEAT RECOVERY WATER RETURN
- CHS — CHILLED WATER SUPPLY
- CHR — CHILLED WATER RETURN
- REF-L — REFRIGERANT - LIQUID
- REF-S — REFRIGERANT - SUCTION
- STM-LP — LOW PRESSURE STEAM
- STM-MP — MEDIUM PRESSURE STEAM
- STM-HP — HIGH PRESSURE STEAM
- CDR-L — LOW PRES. STEAM CONDENSATE RETURN
- CDR-M — MEDIUM PRES. STEAM CONDENSATE RETURN
- CDR-H — HIGH PRES. STEAM CONDENSATE RETURN
- PC — PUMPED STEAM CONDENSATE RETURN
- STEAM BUCKET TRAP
- FLOAT & THERMOSTATIC TRAP
- STEAM THERMOSTATIC TRAP
- STRAINER
- UNION
- BALL VALVE
- N.O. N.C. GATE VALVE
- GLOBE VALVE
- CHECK VALVE
- MODULATING CONTROL VALVE
- PRESSURE REDUCING VALVE
- MANUAL BALANCING / SHUT-OFF VALVE
- CONCENTRIC PIPE REDUCER
- ECCENTRIC PIPE REDUCER
- TEE
- PRESSURE GAUGE
- TEMPERATURE GAUGE
- HEAT EXCHANGER
- STEAM CONDENSATE PUMP
- STEAM FLASH TANK
- EXPANSION TANK
- LIQUID FLOW DIRECTION
- DIRECTION OF AIR FLOW
- VANED ELBOW (PROVIDE ALL SQUARE OR RECTANGULAR ELBOWS WITH VANES EVEN IF SYMBOL IS MISSING)
- VANED RADIUS ELBOW (SHORT RADIUS)
- RADIUS ELBOW (SHORT RADIUS)
- 10/8 — NEW DUCT (INSIDE DIMENSIONS: WIDTH / DEPTH)
- 10/8 — SUPPLY DUCT UP
- 10/8 — SUPPLY DUCT DOWN
- 10/8 — RETURN/EXHAUST/RELIEF DUCT UP
- 10/8 — RETURN/EXHAUST/RELIEF DUCT DOWN
- M — MOTORIZED DAMPER W/ ACCESS DOOR
- FD — FIRE DAMPER W/ ACCESS DOOR
- FSD — FIRE AND SMOKE DAMPER W/ ACCESS DOOR
- BD — BACK DRAFT DAMPER W/ ACCESS DOOR
- MANUAL VOLUME DAMPER
- MODULATING CONTROL VALVE
- PIPE ELBOW
- PIPE DOWN
- PIPE UP
- PIPE TEE DOWN
- WALL MOUNTED EXHAUST FAN
- VENTURI VALVE
- VENTURI VALVE W/REHEAT COIL
- VARIABLE AIR VOLUME BOX
- DUCT HOT WATER REHEAT COIL
- F/S — FIRE/SMOKE DAMPER
- SD — SMOKE DAMPER
- M — MOTORIZED DAMPER
- S-1 / 575 — GRILLE, REGISTER, DIFFUSER TAG WITH CFM
- AHU-6 — EQUIPMENT TAG WITH NUMBER DESIGNATION
- T — THERMOSTAT
- TS — TEMPERATURE SENSOR
- P — PRESSURE SENSOR
- SP — DIFFERENTIAL PRESSURE SENSOR
- H — HUMIDITY SENSOR
- SUPPLY DIFFUSER
- RETURN GRILLE
- EXHAUST GRILLE
- 2 — MECHANICAL PLAN NOTE
- DUCT FLEX CONNECTOR
- FLEX DUCT
- POINT OF CONNECTION
- POINT OF DISCONNECTION
- TO BE DEMOLISHED

MECHANICAL SHEET INDEX

M 0.00	SYMBOLS, LEGENDS AND ABBREVIATIONS
M 1.01	MECHANICAL ROOF DEMOLITION PLAN
M 1.01.1	MECHANICAL ROOF DEMOLITION PLAN-ALTERNATE BID#1
M 1.02	BASEMENT MECHANICAL PIPING PLAN BID ALTERNATE #3
M 1.03	FIRST FLOOR MECHANICAL PIPING PLAN BID ALTERNATE #3
M 2.01	INTERSTITIAL SPACE PIPING REMODEL PLAN
M 2.01.1	INTERSTITIAL SPACE PIPING REMODEL PLAN-ALTERNATE BID #1
M 2.01.2	INTERSTITIAL SPACE PIPING REMODEL PLAN-ALTERNATE BID #3
M 2.02	LEVEL 3 MECHANICAL PIPING REMODEL PLAN
M 2.02.1	LEVEL 3 MECHANICAL PIPING REMODEL PLAN-ALTERNATE BID #3
M 2.02.2	LEVEL 3 MECHANICAL PIPING REMODEL PLAN-ALTERNATE BID#4
M 2.03	INTERSTITIAL SPACE HVAC DUCT REMODEL PLAN
M 2.04	LEVEL 3 HVAC DUCT REMODEL PLAN
M 2.04.1	LEVEL 3 HVAC DUCT REMODEL PLAN-ALTERNATE BID#4
M 2.05	STEAM PIPING REMODEL PLAN
M 2.06	MECHANICAL ROOF PLAN
M 2.06.1	MECHANICAL ROOF PLAN-ALTERNATE BID#3
M 3.01	MECHANICAL SECTIONS
M 4.01	LARGE-SCALE VIEWS
M 5.00	Mechanical Details - Building 5 - Dry Side 1
M 5.01	Mechanical Details - Building 5 - Dry Side 2
M 5.10	Mechanical Details - Building 5 - Wet Side 1
M 5.11	Mechanical Details - Building 5 - Wet Side 2
M 5.12	Mechanical Details - Building 5 - Wet Side 3
M 6.01	MECHANICAL SCHEDULES
M 6.02	PIPING AND INSTRUMENTATION DIAGRAM/SCHEMATIC (PID)
M 6.03	ZONE/ROOM PRESSURE AND FLOWS DIAGRAM
M 6.04	DDC Controls
M 6.05	Control Diagrams
M 6.06	Control Diagrams
M 7.01	DUCTWORK ISOMETRIC VIEWS
M 7.01.1	DUCTWORK ISOMETRIC VIEWS BID ALTERNATE #4
M 7.02	MECHANICAL PIPING ISOMETRIC VIEWS
M 7.02.1	MECHANICAL PIPING ISOMETRIC VIEWS-ALTERNATE BID#3
M 7.02.2	MECHANICAL PIPING ISOMETRIC VEIWS-ALTERNATE BID#4

GENERAL MECHANICAL NOTES:

ALL WORK SHALL BE IN ACCORDANCE WITH THE 2018 INTERNATIONAL MECHANICAL CODE (IMC), THE VHA HVAC AND MECHANICAL DESIGN MANUAL 2018 SPECIFICATIONS AND GUIDELINES, AND THE AUTHORITIES HAVING JURISDICTION (AHJ).

PRIOR TO BIDDING WORK, CONTRACTOR SHALL VISIT THE SITE AND FAMILIARIZE THEMSELVES WITH THE EXISTING CONDITIONS. THESE DRAWINGS WERE DEVELOPED FROM PREVIOUS PROJECT RECORD DRAWINGS AND THROUGH SITE INVESTIGATION. ALTHOUGH EVERY ATTEMPT HAS BEEN MADE TO INDICATE THE EXACT ROUTING AND LOCATION OF PROPOSED SYSTEMS, NOT ALL OFFSETS, REQUIRED FITTINGS, CONNECTIONS, AND/OR CONDITIONS COULD BE VERIFIED. THE CONTRACTOR SHALL COORDINATE WORK AND MAKE REQUIRED CHANGES TO THE ROUTING IN ORDER TO AVOID CONFLICTS WITHOUT ANY INCREASED COST TO THE OWNER.

CONTRACTOR IS TO VERIFY ALL DRAWING INFORMATION PRIOR TO STARTING WORK. MINOR CHANGES IN ROUTING IS EXPECTED. WHERE EXISTING CONDITIONS VARY GREATLY FROM THE PLANS CONTRACTOR SHALL CONTACT THE CONTRACTING OFFICER'S REPRESENTATIVE (COR) IMMEDIATELY BEFORE STARTING WORK. NO EXTRA CONSIDERATION WILL BE GIVEN FOR IGNORANCE OF EXISTING CONDITIONS.

CONTRACTOR IS TO COORDINATE WITH THE COR FOR DIRECTION AND HANDLING OF ANY DEMOLISHED ITEMS OR EQUIPMENT. CONTRACTOR IS TO VERIFY WITH COR WHICH ITEMS OR EQUIPMENT SHALL BE TURNED OVER TO THE VA OR SHALL BECOME PROPERTY OF THE CONTRACTOR TO BE REMOVED FROM JOB SITE.

EXCEPT WHERE INDICATED, ALL EQUIPMENT, MATERIALS, AND ARTICLES INCORPORATED IN THE WORK SHALL BE NEW AND OF COMPARABLE QUALITY AS SPECIFIED. ALL WORKMANSHIP SHALL BE FIRST-CLASS AND SHALL BE PERFORMED BY PERSONNEL SKILLED AND REGULARLY EMPLOYED IN THEIR RESPECTIVE TRADES. ITEMS REUSED AND/OR RELOCATED SHALL BE BROUGHT TO LIKE NEW CONDITION PRIOR TO BEING PLACED INTO SERVICE.

ALL WORK SHALL BE COORDINATED WITH ALL AFFECTED TRADES PRIOR TO STARTING WORK. REWORK REQUIRED DUE TO COORDINATION ISSUES SHALL BE DONE BY THE INSTALLATION CONTRACTOR WITHOUT INCREASED COST TO THE OWNER.

SYSTEMS DESIGNATED TO BE PROVIDED AND INSTALLED WITHIN THESE CONTRACT DOCUMENTS ARE INTENDED TO BE COMPLETE AND OPERATIONAL. PROVIDE EVERYTHING ESSENTIAL FOR THE COMPLETION OF THE WORK TO MAKE THE SYSTEM READY FOR NORMAL AND PROPER OPERATION. THIS INCLUDES ALL WORK OR MATERIALS NOT DIRECTLY SHOWN ON THE DRAWINGS OR IN THE SPECIFICATIONS, BUT NECESSARY FOR THE PROPER OPERATION OF THE SYSTEM.

THE PROJECT IS REQUIRED TO BE PHASED AND AREAS MUST BE KEPT IN OPERATION THROUGHOUT THE PROJECT. SEE APPROPRIATE SECTIONS OF DIVISION 1.

IN GENERAL IT IS THE INTENT OF THESE DRAWINGS:
ITEMS INSTALLED WHERE THE STRUCTURE IS EXPOSED - INSTALLED AS HIGH AS POSSIBLE. ALL VALVES AND CONTROL DEVICES SHOULD BE INSTALLED AS LOW AS POSSIBLE OR WHERE IT WILL BE MAINTAINABLE FROM A LADDER OR LIFT. CLOSE COORDINATION WILL BE REQUIRED IN ORDER TO AVOID ALL CONFLICTS.

ALL SUPPLY DUCTWORK BETWEEN AHU AND VAV'S SHALL BE 4" STATIC PRESSURE CLASS. ALL DUCT TO BE GALVANIZED STEEL.

ALL NEW MECHANICAL PIPING SHALL MATCH EXISTING SYSTEMS AND BE MADE OF BLACK IRON OR COPPER. NOTIFY COR AND ENGINEER FOR ANY DEVIATION FROM THESE MATERIALS. ALL NEW MECHANICAL PIPING SHALL BE INSULATED AND THICKNESS SHALL MATCH THE EXISTING SYSTEMS. CORE DRILLING MAY BE REQUIRED. EVERY EFFORT WAS PUT INTO IDENTIFYING THESE LOCATIONS BUT NOT ALL MAY BE SHOWN. CONTRACTOR IS TO IDENTIFY ANY OTHER LOCATIONS AND IS REPONSIBLE FOR CORE DRILLING THOSE AS WELL.

ALL SQUARE THROAT DUCT ELBOWS WITH ANY DIMENSIONS LARGER THAN 12" SHALL HAVE TURNING VANES, WHETHER SHOWN ON THE PLANS OR NOT.

COORDINATE WITH GC AND COR FOR WORK WITHIN SPACES SO AS TO NOT DISRUPT OCCUPIED AREAS DURING CONSTRUCTION.

MANUFACTURERS/MODEL NUMBERS INDICATED ON DRAWINGS ARE BASIS OF DESIGN. OTHER MANUFACTURERS/MODEL NUMBERS WILL BE ACCEPTED PROVIDING THEY MEET SPECIFICATIONS.

CONSTRUCTION DOCUMENTS

COMPLIANCY REVIEW INCLUDED	2/23/2024
Revisions:	Date

CONSULTANTS:

TerraSite Design — Civil Engineering | Landscape Architecture | Planning
TERRASITE DESIGN
1635 DEADWOOD AVENUE
RAPID CITY, SOUTH DAKOTA 57702
PH: (605) 791-1736

Albertson Engineering Inc.
ALBERTSON ENGINEERING, INC.
3202 WEST MAIN STREET, SUITE C
RAPID CITY, SOUTH DAKOTA 57702
PH: (605) 343-9606

FARRIS ENGINEERING — Omaha | Boston | Bend | Colorado Springs — farriseng.com — PE# 182043
FARRIS ENGINEERING
12700 WEST DODGE ROAD
OMAHA, NEBRASKA 68154
PH: (402) 330-5900

REGISTERED PROFESSIONAL ENGINEER — REG. NO. 13170 — MATTHEW R. KOSCAK — SOUTH DAKOTA — 11-23-2020

ARCHITECT
FOURFRONT DESIGN INC.
FOURFRONT DESIGN, INC.
517 7TH STREET
RAPID CITY, SOUTH DAKOTA 57701
PH: (605) 342-9470
FAX: (605) 342-2377
WWW.FOURFRONTDESIGN.COM

16.2330.A08

Drawing Title	SYMBOLS, LEGENDS AND ABBREVIATIONS
Approved: Project Director	Omaha VA Medical Center
Project Title	VA NWIHCS OMC CAMPUS - AE Construct Sterile Processing Service
Project Number	16.2330.A08
Building Number	25
Location	4101 Woolworth Ave #4199 Omaha, Ne 68105
Date	11 / 23 / 2020
Checked	RD
Drawn	JB
Drawing Number	M 0.00
Dwg. 105 of 193	

Office of Construction and Facilities Management

Department of Veterans Affairs

VA FORM 08-6231

2/23/2024 10:15:46 AM

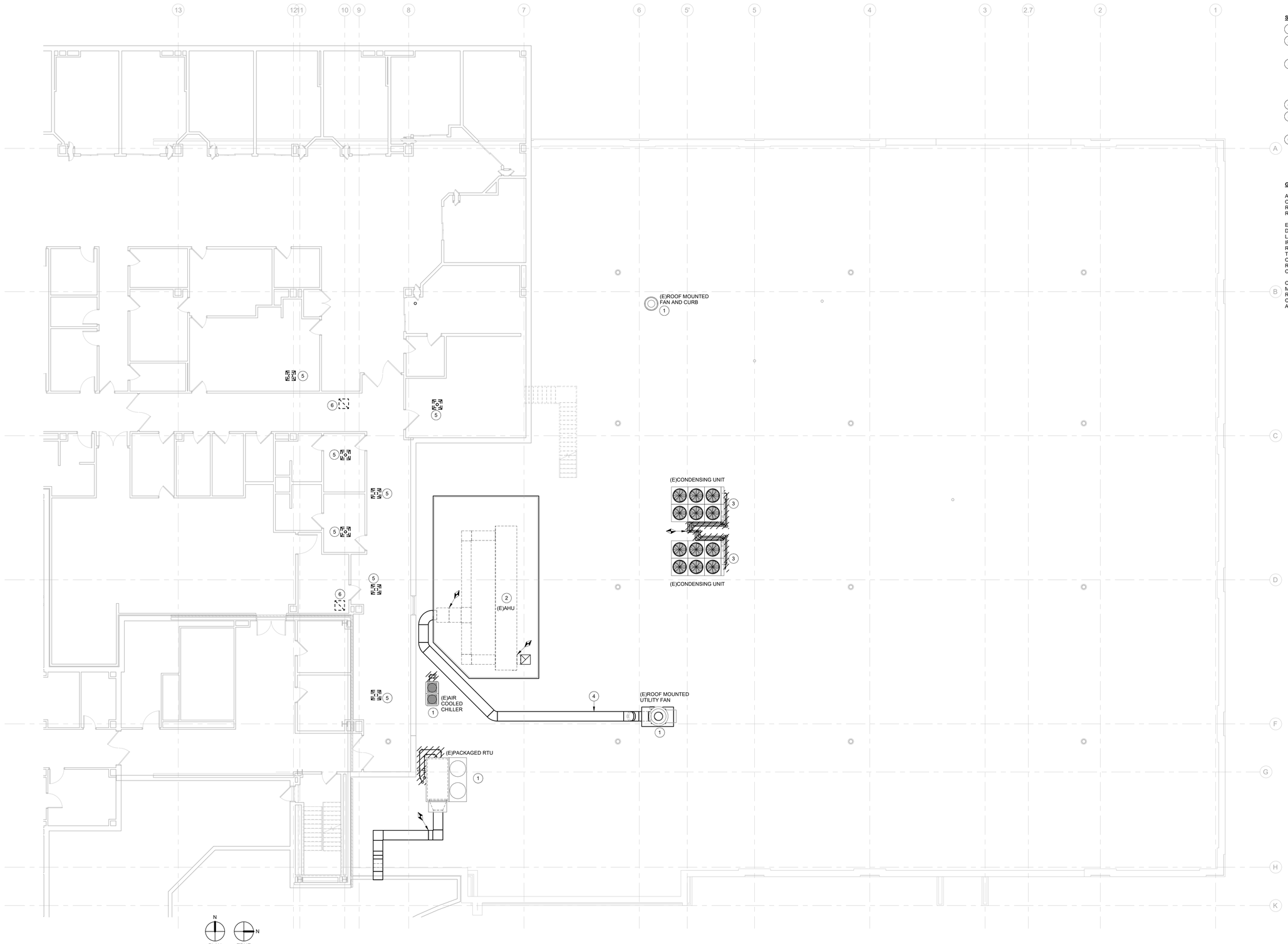

1 MECHANICAL ROOF DEMOLITION PLAN
1/8" = 1'-0"

SPECIFIC NOTES:

1. REMOVE AND SALVAGE UNIT FOR REINSTALLATION.
2. EXISTING AIR HANDLING ENCLOSED IN PENTHOUSE ENCLOSURE. AIR HANDLING UNIT TO REMAIN. PENTHOUSE ENCLOSURE TO BE REMOVED AND DISPOSED.
3. EXISTING CONDENSING UNITS TO BE EVACUATED, DISCONNECTED, REMOVED, AND DISPOSED. EXISTING CONDENSING UNITS CANNOT BE DECOMMISSIONED BEFORE NEW CONDENSING UNITS ARE INSTALLED AT NEW LOCATION. COORDINATE PHASING OF INSTALLATION AND DECOMMISSIONING OF EACH UNIT WITH VA AND GC FOR ZERO DOWN TIME.
4. REMOVE AND DISPOSE OF EXISTING DUCTING.
5. REMOVE EXISTING CEILING SUPPLY DIFFUSER DURING CEILING DEMOLITION. STORE IN A SAFE PLACE AND RE-INSTALL INTO NEW CEILING ONCE NEW CEILING GRID IS INSTALLED.
6. REMOVE EXISTING CEILING RETURN GRILLE DURING CEILING DEMOLITION. STORE IN A SAFE PLACE AND RE-INSTALL INTO NEW CEILING ONCE NEW CEILING GRID IS INSTALLED.

GENERAL NOTES:

ALL EQUIPMENT SHOWN IN BOLD IS TO BE REMOVED AND REPLACED/REUSED. CONTRACTOR TO USE CARE DURING DEMOLITION TO PRESERVE PARTS REQUIRED FOR REUSE, AND PROPERLY DISPOSE OF COMPONENTS, INCLUDING REFRIGERANT.

ENGINEER RECOMMENDS THAT CONTRACTOR TO TAKE OIL SAMPLE OF EXISTING DATA ROOM AC UNITS SHOWN. PROVIDE OIL/REFRIGERANT SAMPLE TO OUTSIDE LAB TO TEST OIL FOR MOISTURE, ACIDITY, OIL TYPE, REFRIGERANT TYPE, AND IRON CONTENT AS A MINIMUM. CONTRACTOR TO COORDINATE NEW EQUIPMENT REFRIGERANT AND OIL COMPATABILITY, OR CONTRACTOR TO MAKE PROVISIONS TO SOLVENT CLEAN AND PURGE ENTIRE SYSTEM BEFORE CONNECTING NEW CONDENSING UNIT AND PLACING INTO OPERATION. NEW REFRIGERANT WILL BE REQUIRED FOR THE EXISTING DATA ROOM EVAPORATOR SYSTEM WITH NEW CONDENSING UNITS.

CONTRACTOR TO BE AWARE THAT EXISTING EQUIPMENT SHOWN ON THIS PLAN MAY REQUIRED TO BE REMOVED AND REINSTALLED IN PHASES, AS PER REQUIREMENTS OF SPACES SERVED FOR CONTINUED OPERATION DURING CONSTRUCTION. CONTRACTOR TO MAKE PROVISION THAT EQUIPMENT MAY NOT ALL BE REMOVED FROM OPERATION ALL AT ONCE.

CONSTRUCTION DOCUMENTS

COMPLIANCY REVIEW INCLUDED	2/23/2024
Revisions:	Date

CONSULTANTS:

TERRASITE DESIGN
1635 DEADWOOD AVENUE
RAPID CITY, SOUTH DAKOTA 57702
PH: (605) 791-1736

ALBERTSON ENGINEERING, INC.
3202 WEST MAIN STREET, SUITE C
RAPID CITY, SOUTH DAKOTA 57702
PH: (605) 343-9606

FARRIS ENGINEERING
12700 WEST DODGE ROAD
OMAHA, NEBRASKA 68154
PH: (402) 330-5900

REGISTERED PROFESSIONAL ENGINEER
REG. NO. 13179
MATTHEW R. KOSCAK
SOUTH DAKOTA
11-23-2020

ARCHITECT

FOURFRONT DESIGN, INC.
517 7TH STREET
RAPID CITY, SOUTH DAKOTA 57701
PH: (605) 342-9470
FAX: (605) 342-2377
WWW.FOURFRONTDESIGN.COM

16.2330.A08

Drawing Title	MECHANICAL ROOF DEMOLITION PLAN
Approved: Project Director	Omaha VA Medical Center
Project Title	VA NWIHCS OMC CAMPUS - AE Construct Sterile Processing Service
Location	4101 Woolworth Ave #4199 Omaha, Ne 68105
Date	11 / 23 / 2020
Checked	RD
Drawn	JB
Project Number	16.2330.A08
Building Number	25
Drawing Number	M 1.01
Dwg. 106 of 193	

Office of Construction and Facilities Management

Department of Veterans Affairs

VA FORM 08-6231

2/23/2024 10:15:50 AM

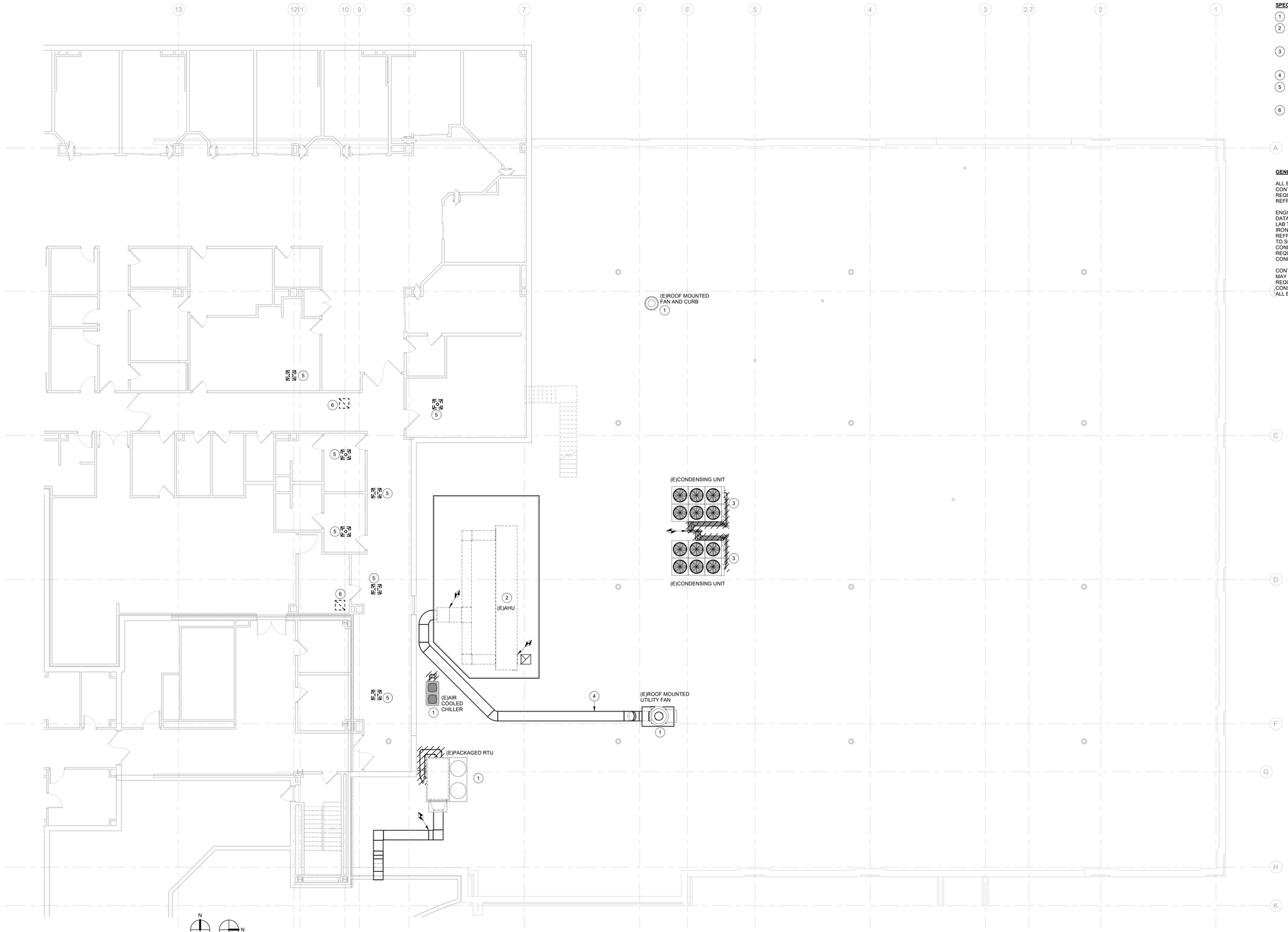

1 MECHANICAL ROOF DEMOLITION PLAN
1/8" = 1'-0"

PLAN NORTH

TRUE NORTH

SPECIFIC NOTES:

1. REMOVE AND SALVAGE UNIT FOR REINSTALLATION.
2. EXISTING AIR HANDLING ENCLOSED IN PENTHOUSE ENCLOSURE. AIR HANDLING UNIT TO REMAIN. PENTHOUSE ENCLOSURE TO BE REMOVED AND DISPOSED.
3. EXISTING CONDENSING UNITS TO BE RELOCATED. COORDINATE PHASING OF RELOCATING OF EACH UNIT WITH VA AND GC FOR ZERO DOWN TIME.
4. REMOVE AND DISPOSE OF EXISTING DUCTING.
5. REMOVE EXISTING CEILING SUPPLY DIFFUSER DURING CEILING DEMOLITION. STORE IN A SAFE PLACE AND RE-INSTALL INTO NEW CEILING ONCE NEW CEILING GRID IS INSTALLED.
6. REMOVE EXISTING CEILING RETURN GRILLE DURING CEILING DEMOLITION. STORE IN A SAFE PLACE AND RE-INSTALL INTO NEW CEILING ONCE NEW CEILING GRID IS INSTALLED.

GENERAL NOTES:

ALL EQUIPMENT SHOWN IN BOLD IS TO BE REMOVED AND REPLACED/REUSED. CONTRACTOR TO USE CARE DURING DEMOLITION TO PRESERVE PARTS REQUIRED FOR REUSE, AND PROPERLY DISPOSE OF COMPONENTS, INCLUDING REFRIGERANT.

ENGINEER RECOMMENDS THAT CONTRACTOR TO TAKE OIL SAMPLE OF EXISTING DATA ROOM AC UNITS SHOWN. PROVIDE OIL/REFRIGERANT SAMPLE TO OUTSIDE LAB TO TEST OIL FOR MOISTURE, ACIDITY, OIL TYPE, REFRIGERANT TYPE, AND IRON CONTENT AS A MINIMUM. CONTRACTOR TO COORDINATE NEW EQUIPMENT REFRIGERANT AND OIL COMPATABILITY, OR CONTRACTOR TO MAKE PROVISIONS TO SOLVENT CLEAN AND PURGE ENTIRE SYSTEM BEFORE CONNECTING NEW CONDENSING UNIT AND PLACING INTO OPERATION. NEW REFRIGERANT WILL BE REQUIRED FOR THE EXISTING DATA ROOM EVAPORATOR SYSTEM WITH NEW CONDENSING UNITS.

CONTRACTOR TO BE AWARE THAT EXISTING EQUIPMENT SHOWN ON THIS PLAN MAY REQUIRED TO BE REMOVED AND REINSTALLED IN PHASES, AS PER REQUIREMENTS OF SPACES SERVED FOR CONTINUED OPERATION DURING CONSTRUCTION. CONTRACTOR TO MAKE PROVISION THAT EQUIPMENT MAY NOT ALL BE REMOVED FROM OPERATION ALL AT ONCE.

CONSTRUCTION DOCUMENTS

COMPLIANCY REVIEW INCLUDED	2/23/2024
Revisions:	Date

CONSULTANTS:

TerraSite Design
Civil Engineering | Landscape Architecture | Planning
TERRASITE DESIGN
1635 DEADWOOD AVENUE
RAPID CITY, SOUTH DAKOTA 57702
PH: (605) 791-1736

Albertson Engineering Inc.
ALBERTSON ENGINEERING, INC.
3202 WEST MAIN STREET, SUITE C
RAPID CITY, SOUTH DAKOTA 57702
PH: (605) 343-9606

FARRIS ENGINEERING
Omaha | Lincoln | Denver | Colorado Springs
farriseng.com
PE# 182043
FARRIS ENGINEERING
12700 WEST DODGE ROAD
OMAHA, NEBRASKA 68154
PH: (402) 330-5900

REGISTERED PROFESSIONAL ENGINEER
REG. NO. 13170
MATTHEW R. KOSCAK
SOUTH DAKOTA
11-23-2020

ARCHITECT

FOURFRONT DESIGN INC.
FOURFRONT DESIGN, INC.
517 7TH STREET
RAPID CITY, SOUTH DAKOTA 57701
PH: (605) 342-9470
FAX: (605) 342-2377
WWW.FOURFRONTDESIGN.COM

16.2330.A08

Drawing Title: MECHANICAL ROOF DEMOLITION PLAN-ALTERNATE BID#1	Project Title: VA NWIHCS OMC CAMPUS - AE Construct Sterile Processing Service		Project Number: 16.2330.A08
Approved: Project Director: Omaha VA Medical Center	Location: 4101 Woolworth Ave #4199 Omaha, Ne 68105		Building Number: 25
	Date: 11 / 23 / 2020	Checked: MK / Drawn: BM	Drawing Number: M 1.01.1
			Dwg. 107 of 193

Office of Construction and Facilities Management

Department of Veterans Affairs

2/23/2024 10:15:52 AM

VA FORM 08-6231

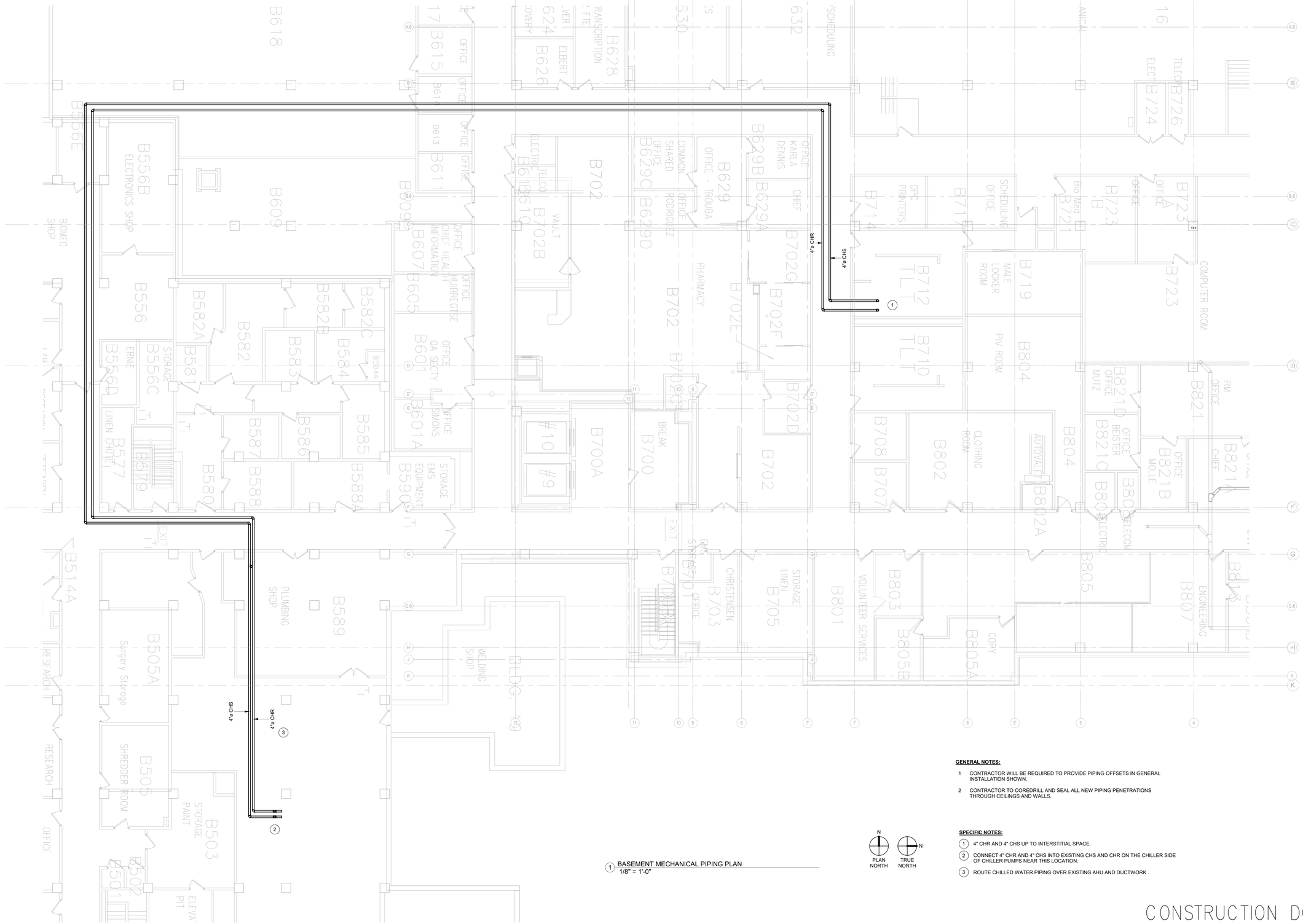

1 BASEMENT MECHANICAL PIPING PLAN
1/8" = 1'-0"

N
PLAN NORTH

N
TRUE NORTH

GENERAL NOTES:

1. CONTRACTOR WILL BE REQUIRED TO PROVIDE PIPING OFFSETS IN GENERAL INSTALLATION SHOWN.
2. CONTRACTOR TO COREDRILL AND SEAL ALL NEW PIPING PENETRATIONS THROUGH CEILINGS AND WALLS.

SPECIFIC NOTES:

1. 4" CHR AND 4" CHS UP TO INTERSTITIAL SPACE.
2. CONNECT 4" CHR AND 4" CHS INTO EXISTING CHS AND CHR ON THE CHILLER SIDE OF CHILLER PUMPS NEAR THIS LOCATION.
3. ROUTE CHILLED WATER PIPING OVER EXISTING AHU AND DUCTWORK .

CONSTRUCTION DOCUMENTS

COMPLIANCY REVIEW INCLUDED	2/23/2024
Revisions:	Date

CONSULTANTS:

TerraSite Design
Civil Engineering | Landscape Architecture | Planning
TERRASITE DESIGN
1635 DEADWOOD AVENUE
RAPID CITY, SOUTH DAKOTA 57702
PH: (605) 791-1736

Albertson Engineering Inc.
ALBERTSON ENGINEERING, INC.
3202 WEST MAIN STREET, SUITE C
RAPID CITY, SOUTH DAKOTA 57702
PH: (605) 343-9606

FARRIS ENGINEERING
OMAHA | BINGOLN | BENNETT | COLORADO SPRINGS
farriseng.com
PE# 182043
FARRIS ENGINEERING
12700 WEST DODGE ROAD
OMAHA, NEBRASKA 68154
PH: (402) 330-5900

REGISTERED PROFESSIONAL ENGINEER
REG. NO. 13179
MATTHEW R. KOSCAK
SOUTH DAKOTA
11-23-2020

ARCHITECT

FOURFRONT DESIGN INC.
FOURFRONT DESIGN, INC.
517 7TH STREET
RAPID CITY, SOUTH DAKOTA 57701
PH: (605) 342-9470
FAX: (605) 342-2377
WWW.FOURFRONTDESIGN.COM

16.2330.A08

Drawing Title	BASEMENT MECHANICAL PIPING PLAN BID ALTERNATE #3
Approved: Project Director	Omaha VA Medical Center
Project Title	VA NWIHCS OMC CAMPUS - AE Construct Sterile Processing Service
Location	4101 Woolworth Ave #4199 Omaha, Ne 68105
Date	11 / 23 / 2020
Checked	RD
Drawn	MK
Project Number	16.2330.A08
Building Number	25
Drawing Number	M 1.02
Dwg. 108 of 193	

Office of Construction and Facilities Management

Department of Veterans Affairs

VA FORM 08-6231

2/23/2024 10:15:53 AM

1 FIRST FLOOR MECHANICAL PIPING PLAN
1/8" = 1'-0"

PLAN NORTH

TRUE NORTH

GENERAL NOTES:

1. CONTRACTOR WILL BE REQUIRED TO PROVIDE PIPING OFFSETS IN GENERAL INSTALLATION SHOWN.
2. CONTRACTOR TO COREDRILL AND SEAL ALL NEW PIPING PENETRATIONS THROUGH CEILINGS AND WALLS.

SPECIFIC NOTES:

1. 4" CHR AND 4" CHS DOWN TO BASEMENT TO EXISTING CHILLER PLANT.
2. 4" CHR AND 4" CHS UP TO INTERSTITIAL SPACE.
3. ROUTE CHILLED WATER PIPING IN NEW CHASE IN WALL.

CONSTRUCTION DOCUMENTS

COMPLIANCY REVIEW INCLUDED	2/23/2024
Revisions:	Date

CONSULTANTS:

TerraSite Design
Civil Engineering | Landscape Architecture | Planning
TERRASITE DESIGN
1635 DEADWOOD AVENUE
RAPID CITY, SOUTH DAKOTA 57702
PH: (605) 791-1736

Albertson Engineering Inc.
ALBERTSON ENGINEERING, INC.
3202 WEST MAIN STREET, SUITE C
RAPID CITY, SOUTH DAKOTA 57702
PH: (605) 343-9606

FARRIS ENGINEERING
OMAHA | LINCOLN | DENVER | COLORADO SPRINGS
farrisco.com
PE# 1820243
FARRIS ENGINEERING
12700 WEST DODGE ROAD
OMAHA, NEBRASKA 68154
PH: (402) 330-5900

REGISTERED PROFESSIONAL ENGINEER
REG. NO. 13170
MATTHEW R. KOSCAK
SOUTH DAKOTA
11-23-2020

ARCHITECT

FOURFRONT DESIGN INC.
FOURFRONT DESIGN, INC.
517 7TH STREET
RAPID CITY, SOUTH DAKOTA 57701
PH: (605) 342-9470
FAX: (605) 342-2377
WWW.FOURFRONTDESIGN.COM

16.2330.A08

Drawing Title
FIRST FLOOR MECHANICAL PIPING PLAN BID ALTERNATE #3

Approved: Project Director
Omaha VA Medical Center

Project Title
VA NWIHCS OMC CAMPUS - AE Construct Sterile Processing Service

Location 4101 Woolworth Ave #4199 Omaha, Ne 68105

Date 11 / 23 / 2020 | Checked RD | Drawn MK

Project Number 16.2330.A08

Building Number 25

Drawing Number M 1.03

Dwg. 109 of 193

Office of Construction and Facilities Management

Department of Veterans Affairs

VA FORM 08-6231

2/23/2024 10:15:54 AM

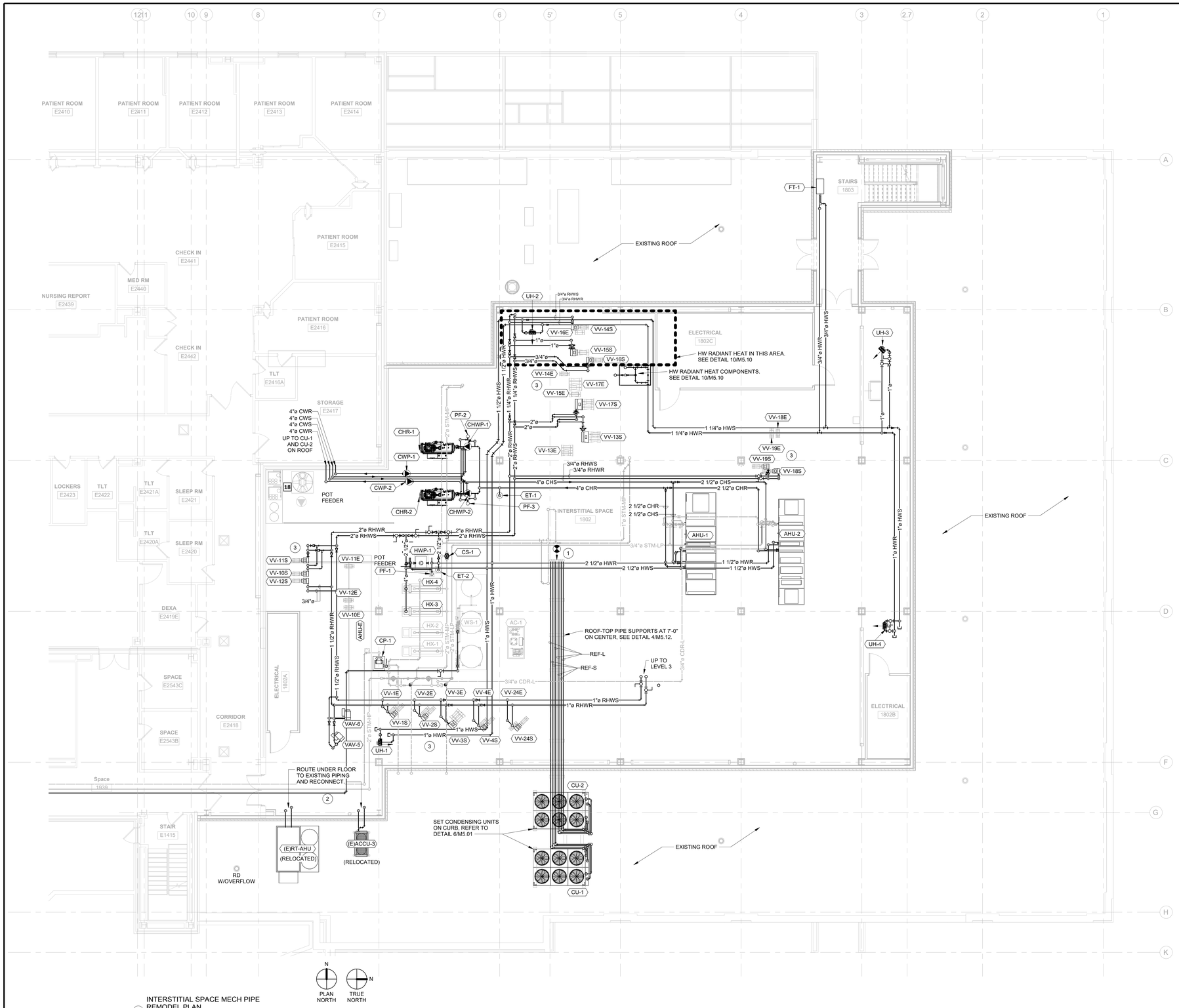

1 INTERSTITIAL SPACE MECH PIPE REMODEL PLAN
1/8" = 1'-0"

SPECIFIC NOTES:

1. CONNECT TO EXISTING REFRIGERANT PIPING.
2. ROUTE NEW PIPING UNDER FLOOR AND CONNECT TO EXISTING REFRIGERANT PIPING.
3. PROVIDE AND COORDINATE ALL VAV'S AND VV'S FOR RIGHT/LEFT SIDE FOR ACCESS. TYPICAL ALL VAV's/VV's.

WALL RATING LEGEND

—◆—	1-HOUR FIRE BARRIER
—◆S—	1-HOUR FIRE SMOKE BARRIER
—◆◆—	2-HOUR FIRE BARRIER
—◆◆S—	2-HOUR FIRE SMOKE BARRIER
—SP—	SMOKE PARTITION

NOTE: SEE FIRE PROTECTION SHEETS.

SPS MEDICAL EQUIPMENT LEGEND

TAG	JSN	NAME	QTY	ROOM NO.	BASIS OF DESIGN	UTILITY REQUESTS
		1915 DECON		**1915**		
01	A1195	COUNTER, CLEANUP, WITH 3 SINKS.	4	1915, 1905	STERIS	120V, 15A, LIFT SYSTEM - 120VAC, 3A, HW, CW, PW, D, A
02	S0940	WASHER, DISSINFECTOR, STM, 1DO, RSCD1WLL, 26X24X24 SHAM	3	1915	STERIS	480V, 30A, 3-PH, 60HZ, S, CR, HW, CW, PW, D, A
03	-	INNOWAVE PCF SONIC IRRIGATOR	2	1915	STERIS	208V, 30A, 3-Ph, 60HZ, HW, CW, PW, D
3A		TRITEC 72	3	1915	STERIS	208V, 20A, 1-PH, 60HZ, HW, CW, D
04	F2410	RACK RETURN	1	1915	STERIS	120V, 15A, 1-PH, 60HZ, A
4A		SCS LOAD-UNLOAD	1	1915	STERIS	120V, 15A, 1-PH, 60HZ, D, A
		1917 - AUTOMATIC CARTWASH AREA (CWSH2)		**1917**		
05	S3185	WASHER, CART & UTENSIL, 2 DO, PIT MNTD, RCSD 2 WLL	2	1917	STERIS	480V, 50/60HZ, PW, HW, CW, S, A, D,
		1905 - SCOPE PROCESSING		**1905**		
06	F0540	CART, SCOPE, TRANSPORT	1	1905		
07	S2627	WASHER, FIBER SCOPE, PASS-THROUGH	3	1905	MEDIVATOR	120V, 60HZ, D, A, HW, CW
08	S1905	40" AUTOMATED PASS-THROUGH WINDOW	2	1915, 1905	STERIS	230V, 60Hz, 1-Ph, 15A; 208V, 60Hz, 3-Ph, 15A
		1906 - SCOPE STAGING ROOM (CSST1)		**1906**		
09	M3160	CABINET, STORAGE, HANGING SCOPES	4	1906	MEDIVATOR	100-240VAC, 50/60HZ, 15A, A
		1923 - PREP ASSEMBLY		**1923**		
10	S0047	SCS LOAD-UNLOAD	6	1923	STERIS	120V, 15A, 1-PH, 60HZ, D, A
11	S0048	CART, WASHER TRANSFER	3	1923		
12	-	LOW TEMPERATURE STERILIZER	3	1923	AMSCO	200-208V, 50-60HZ
13	S9610	ADJUSTABLE DELUXE WORKSTATION	8	1915, 1923		
14	-	AMSCO 400 SERIES SMALL STEAM STERILIZER	1	1923	STERIS	480V, 60HZ, 3-PH, 4A, 120V, 60HZ, 1-PH, 15A, S, CW, D
		1920 -STERILIZATION		**1920**		
15	-	AMSCO 600 MEDIUM STEAM STERILIZER	3	1920	STERIS	480V, 60HZ, 3-PH, 20A, S, CW, D, A
16	S0495	LOADING CAR & TRANSFER CARRIAGE, 26.5"x26.5"x63" CHAMBER	6	1920	STERIS	
		1912 - H2O		**1912**		
17	K2020	DISPENSER, DETERGENT, AUTOMATIC	1	1912	STERIS	
18	M4871	SYSTEM, REVERSE OSMOSIS, WATER	1	1912	CULLIGAN	
19	-	TRACK MOUNTED - SUSPENDED SHELVING	2	1921	LEVpro	

NOTE: SEE SHEET QH-101 FOR MORE SPS MEDICAL EQUIPMENT DETAILS.

CONSTRUCTION DOCUMENTS

COMPLIANCY REVIEW INCLUDED	2/23/2024
Revisions:	Date

CONSULTANTS:

TERRASITE DESIGN
1635 DEADWOOD AVENUE
RAPID CITY, SOUTH DAKOTA 57702
PH: (605) 791-1736

Albertson Engineering Inc.
ALBERTSON ENGINEERING, INC.
3202 WEST MAIN STREET, SUITE C
RAPID CITY, SOUTH DAKOTA 57702
PH: (605) 343-9606

FARRIS ENGINEERING
FARRIS ENGINEERING
12700 WEST DODGE ROAD
OMAHA, NEBRASKA 68154
PH: (402) 330-5900

REGISTERED PROFESSIONAL ENGINEER REG. NO. 13170 MATTHEW R. KOSCAK SOUTH DAKOTA 11-23-2020

ARCHITECT

FOURFRONT DESIGN, INC.
517 7TH STREET
RAPID CITY, SOUTH DAKOTA 57701
PH: (605) 342-9470
FAX: (605) 342-2377
WWW.FOURFRONTDESIGN.COM

16.2330.A08

Drawing Title	INTERSTITIAL SPACE PIPING REMODEL PLAN
Approved: Project Director	Omaha VA Medical Center
Project Title	VA NWIHCS OMC CAMPUS - AE Construct Sterile Processing Service
Location	4101 Woolworth Ave #4199 Omaha, Ne 68105
Date	11 / 23 / 2020
Checked	RD
Drawn	JB
Project Number	16.2330.A08
Building Number	25
Drawing Number	M 2.01
Dwg. 110 of 193	

Office of Construction and Facilities Management

Department of Veterans Affairs

VA FORM 08-6231

2/23/2024 10:16:08 AM

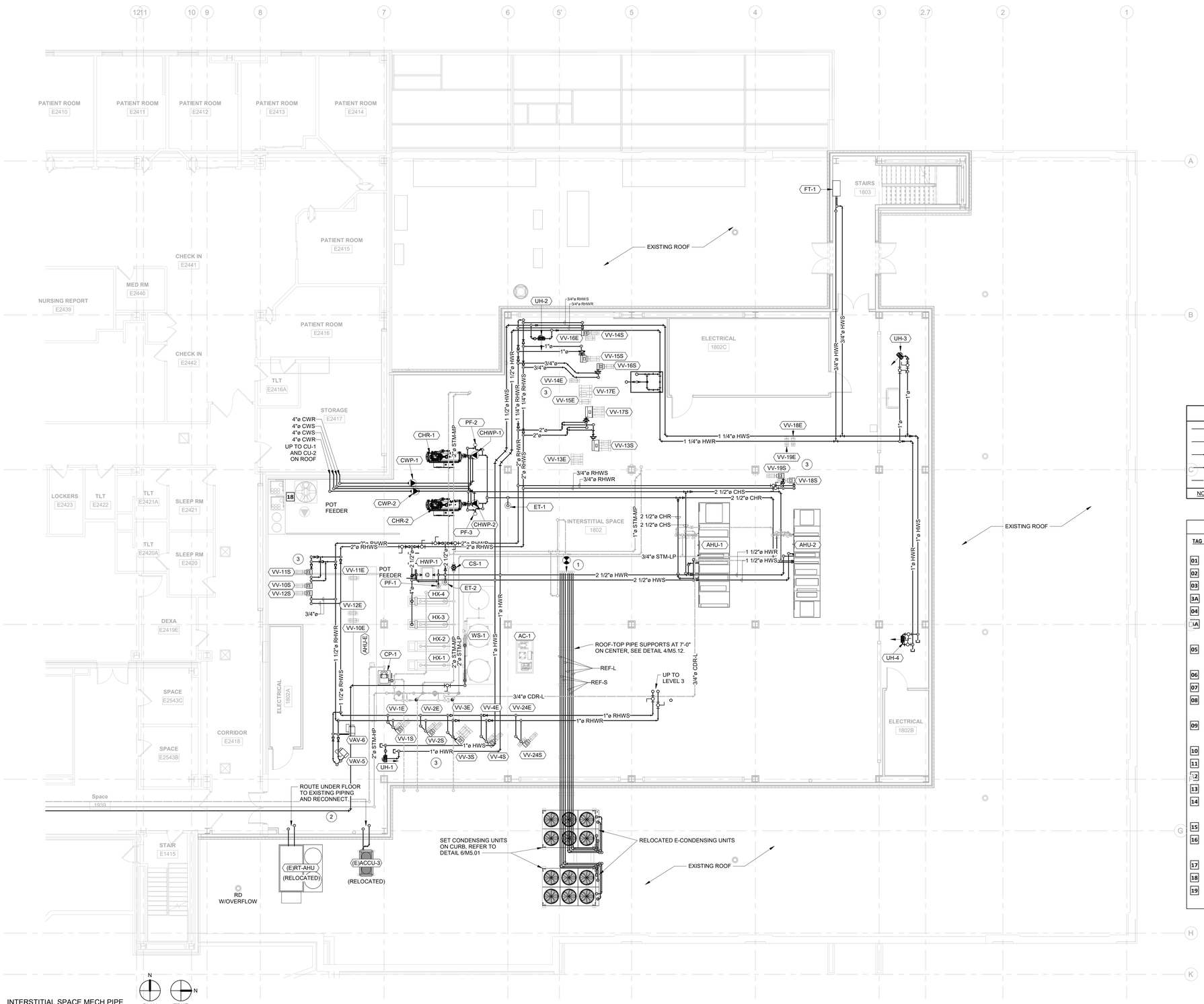

SPECIFIC NOTES:

1. CONNECT TO EXISTING REFRIGERANT PIPING.
2. ROUTE NEW PIPING UNDER FLOOR AND CONNECT TO EXISTING REFRIGERANT PIPING.
3. PROVIDE AND COORDINATE ALL VAV'S AND VV'S FOR RIGHT/LEFT SIDE FOR ACCESS. TYPICAL ALL VAV's/VV's.

WALL RATING LEGEND

—◆—	1-HOUR FIRE BARRIER
—◆S—	1-HOUR FIRE SMOKE BARRIER
—◆◆—	2-HOUR FIRE BARRIER
—◆◆S—	2-HOUR FIRE SMOKE BARRIER
—SP—	SMOKE PARTITION

NOTE: SEE FIRE PROTECTION SHEETS.

SPS MEDICAL EQUIPMENT LEGEND

TAG	JSN	NAME	QTY	ROOM NO.	BASIS OF DESIGN	UTILITY REQUESTS
		1915 DECON		**1915**		
01	A1195	COUNTER, CLEANUP, WITH 3 SINKS.	4	1915, 1905	STERIS	120V, 15A, LIFT SYSTEM - 120VAC, 3A, HW, CW, PW, D, A
02	S0940	WASHER, DISSINFECTOR, STM, 1DO, RSCD1WLL, 26X24X24 SHAM	3	1915	STERIS	480V, 30A, 3-PH, 60HZ, S, CR, HW, CW, PW, D, A
03	-	INNOWAVE PCF SONIC IRRIGATOR	2	1915	STERIS	208V, 30A, 3-Ph, 60HZ, HW, CW, PW, D
3A		TRITEC 72	3	1915	STERIS	208V, 20A, 1-PH, 60HZ, HW, CW, D
04	F2410	RACK RETURN	1	1915	STERIS	120V, 15A, 1-PH, 60HZ, A
4A		SCS LOAD-UNLOAD	1	1915	STERIS	120V, 15A, 1-PH, 60HZ, D, A
		1917 - AUTOMATIC CARTWASH AREA (CWSH2)		**1917**		
05	S3185	WASHER, CART & UTENSIL, 2 DO, PIT MNTD, RCSD 2 WLL	2	1917	STERIS	480V, 50/60HZ, PW, HW, CW, S, A, D,
		1905 - SCOPE PROCESSING		**1905**		
06	F0540	CART, SCOPE, TRANSPORT	1	1905		
07	S2627	WASHER, FIBER SCOPE, PASS-THROUGH	3	1905	MEDIVATOR	120V, 60HZ, D, A, HW, CW
08	S1905	40" AUTOMATED PASS-THROUGH WINDOW	2	1915, 1905	STERIS	230V, 60Hz, 1-Ph, 15A; 208V, 60Hz, 3-Ph, 15A
		1906 - SCOPE STAGING ROOM (CSST1)		**1906**		
09	M3160	CABINET, STORAGE, HANGING SCOPES	4	1906	MEDIVATOR	100-240VAC, 50/60HZ, 15A, A
		1923 - PREP ASSEMBLY		**1923**		
10	S0047	SCS LOAD-UNLOAD	6	1923	STERIS	120V, 15A, 1-PH, 60HZ, D, A
11	S0048	CART, WASHER TRANSFER	3	1923		
12	-	LOW TEMPERATURE STERILIZER	3	1923	AMSCO	200-208V, 50-60HZ
13	S9610	ADJUSTABLE DELUXE WORKSTATION	8	1915, 1923		
14	-	AMSCO 400 SERIES SMALL STEAM STERILIZER	1	1923	STERIS	480V, 60HZ, 3-PH, 4A, 120V, 60HZ, 1-PH, 15A, S, CW, D
		1920 -STERILIZATION		**1920**		
15	-	AMSCO 600 MEDIUM STEAM STERILIZER	3	1920	STERIS	480V, 60HZ, 3-PH, 20A, S, CW, D, A
16	S0495	LOADING CAR & TRANSFER CARRIAGE, 26.5"x26.5"x63" CHAMBER	6	1920	STERIS	
		1912 - H2O		**1912**		
17	K2020	DISPENSER, DETERGENT, AUTOMATIC	1	1912	STERIS	
18	M4871	SYSTEM, REVERSE OSMOSIS, WATER	1	1912	CULLIGAN	
19	-	TRACK MOUNTED - SUSPENDED SHELVING	2	1921	LEVpro	

NOTE: SEE SHEET QH-101 FOR MORE SPS MEDICAL EQUIPMENT DETAILS.

1 INTERSTITIAL SPACE MECH PIPE REMODEL PLAN
1/8" = 1'-0"

PLAN NORTH — TRUE NORTH

CONSTRUCTION DOCUMENTS

COMPLIANCY REVIEW INCLUDED	2/23/2024
Revisions:	Date

CONSULTANTS:

TERRASITE DESIGN
1635 DEADWOOD AVENUE
RAPID CITY, SOUTH DAKOTA 57702
PH: (605) 791-1736

ALBERTSON ENGINEERING, INC.
3202 WEST MAIN STREET, SUITE C
RAPID CITY, SOUTH DAKOTA 57702
PH: (605) 343-9606

FARRIS ENGINEERING
12700 WEST DODGE ROAD
OMAHA, NEBRASKA 68154
PH: (402) 330-5900

REGISTERED PROFESSIONAL ENGINEER REG. NO. 13170 MATTHEW R. KOSCAK SOUTH DAKOTA 11-23-2020

ARCHITECT

FOURFRONT DESIGN, INC.
517 7TH STREET
RAPID CITY, SOUTH DAKOTA 57701
PH: (605) 342-9470
FAX: (605) 342-2377
WWW.FOURFRONTDESIGN.COM

16.2330.A08

Drawing Title	INTERSTITIAL SPACE PIPING REMODEL PLAN-ALTERNATE BID #1
Approved: Project Director	Omaha VA Medical Center
Project Title	VA NWIHCS OMC CAMPUS - AE Construct Sterile Processing Service
Location	4101 Woolworth Ave #4199 Omaha, Ne 68105
Date	11 / 23 / 2020
Checked	MK
Drawn	JB
Project Number	16.2330.A08
Building Number	25
Drawing Number	M 2.01.1
Dwg. 111 of 193	

Office of Construction and Facilities Management

Department of Veterans Affairs

VA FORM 08-6231

2/23/2024 10:16:22 AM

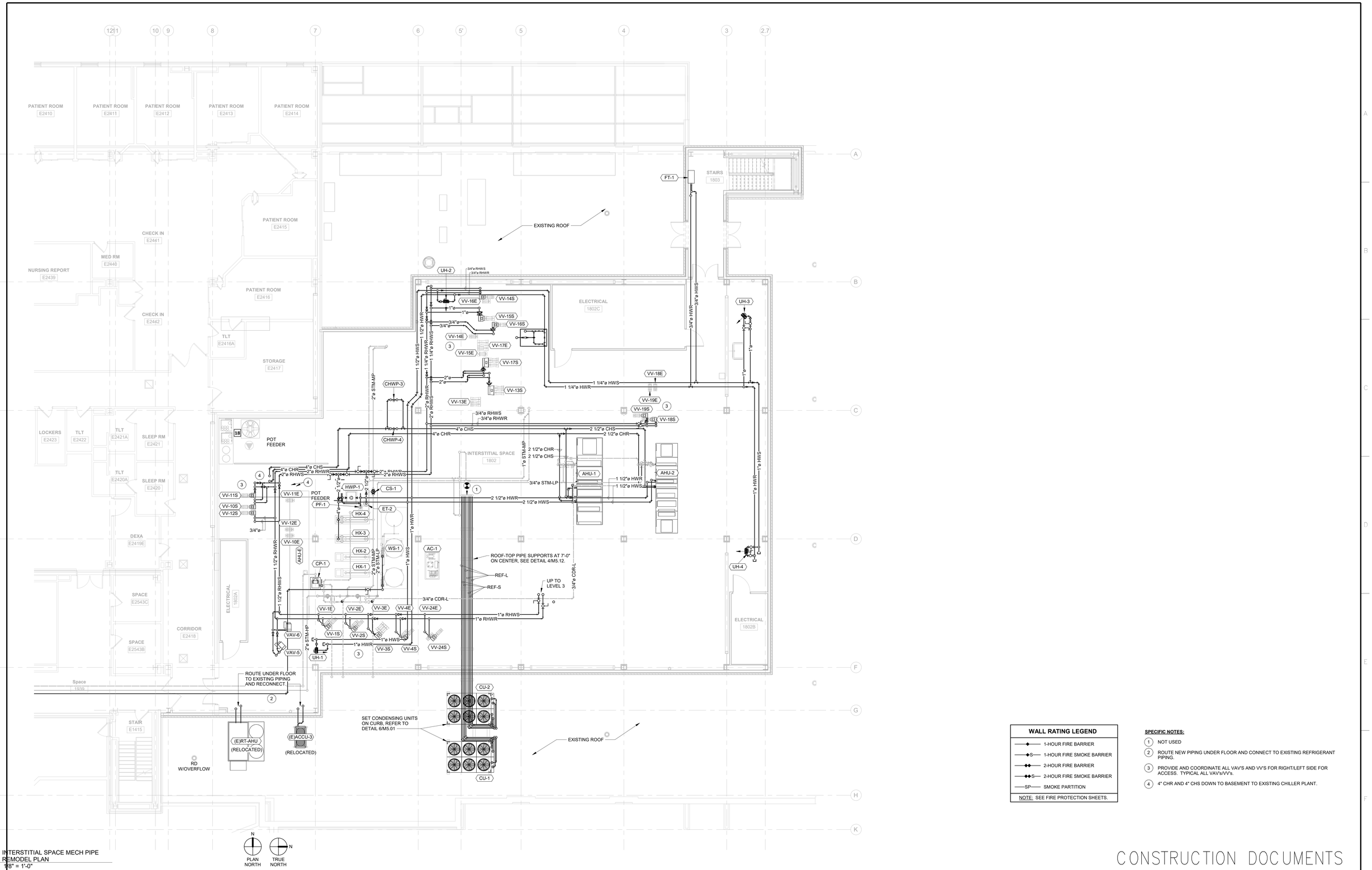

1 INTERSTITIAL SPACE MECH PIPE REMODEL PLAN
1/8" = 1'-0"

WALL RATING LEGEND
1-HOUR FIRE BARRIER
1-HOUR FIRE SMOKE BARRIER
2-HOUR FIRE BARRIER
2-HOUR FIRE SMOKE BARRIER
SMOKE PARTITION
NOTE: SEE FIRE PROTECTION SHEETS.

SPECIFIC NOTES:

1. NOT USED
2. ROUTE NEW PIPING UNDER FLOOR AND CONNECT TO EXISTING REFRIGERANT PIPING.
3. PROVIDE AND COORDINATE ALL VAV'S AND VV'S FOR RIGHT/LEFT SIDE FOR ACCESS. TYPICAL ALL VAV's/VV's.
4. 4" CHR AND 4" CHS DOWN TO BASEMENT TO EXISTING CHILLER PLANT.

CONSTRUCTION DOCUMENTS

COMPLIANCY REVIEW INCLUDED	2/23/2024
Revisions:	Date

CONSULTANTS:

TerraSite Design
TERRASITE DESIGN
1635 DEADWOOD AVENUE
RAPID CITY, SOUTH DAKOTA 57702
PH: (605) 791-1736

Albertson Engineering Inc.
ALBERTSON ENGINEERING, INC.
3202 WEST MAIN STREET, SUITE C
RAPID CITY, SOUTH DAKOTA 57702
PH: (605) 343-9606

FARRIS ENGINEERING
FARRIS ENGINEERING
12700 WEST DODGE ROAD
OMAHA, NEBRASKA 68154
PH: (402) 330-5900

REGISTERED PROFESSIONAL ENGINEER REG. NO. 13170 MATTHEW R. KOSCAK SOUTH DAKOTA 11-23-2020

ARCHITECT

FOURFRONT DESIGN INC.
FOURFRONT DESIGN, INC.
517 7TH STREET
RAPID CITY, SOUTH DAKOTA 57701
PH: (605) 342-9470
FAX: (605) 342-2377
WWW.FOURFRONTDESIGN.COM

16.2330.A08

Drawing Title: INTERSTITIAL SPACE PIPING REMODEL PLAN-ALTERNATE BID #3	Project Title: VA NWIHCS OMC CAMPUS - AE Construct Sterile Processing Service	Project Number: 16.2330.A08	Office of Construction and Facilities Management
Approved: Project Director: Omaha VA Medical Center	Location: 4101 Woolworth Ave #4199 Omaha, Ne 68105	Building Number: 25	
	Date: 11 / 23 / 2020 · Checked: MK · Drawn: JB	Drawing Number: M 2.01.2	Department of Veterans Affairs
		Dwg. 112 of 193	

VA FORM 08-6231

2/23/2024 10:16:33 AM

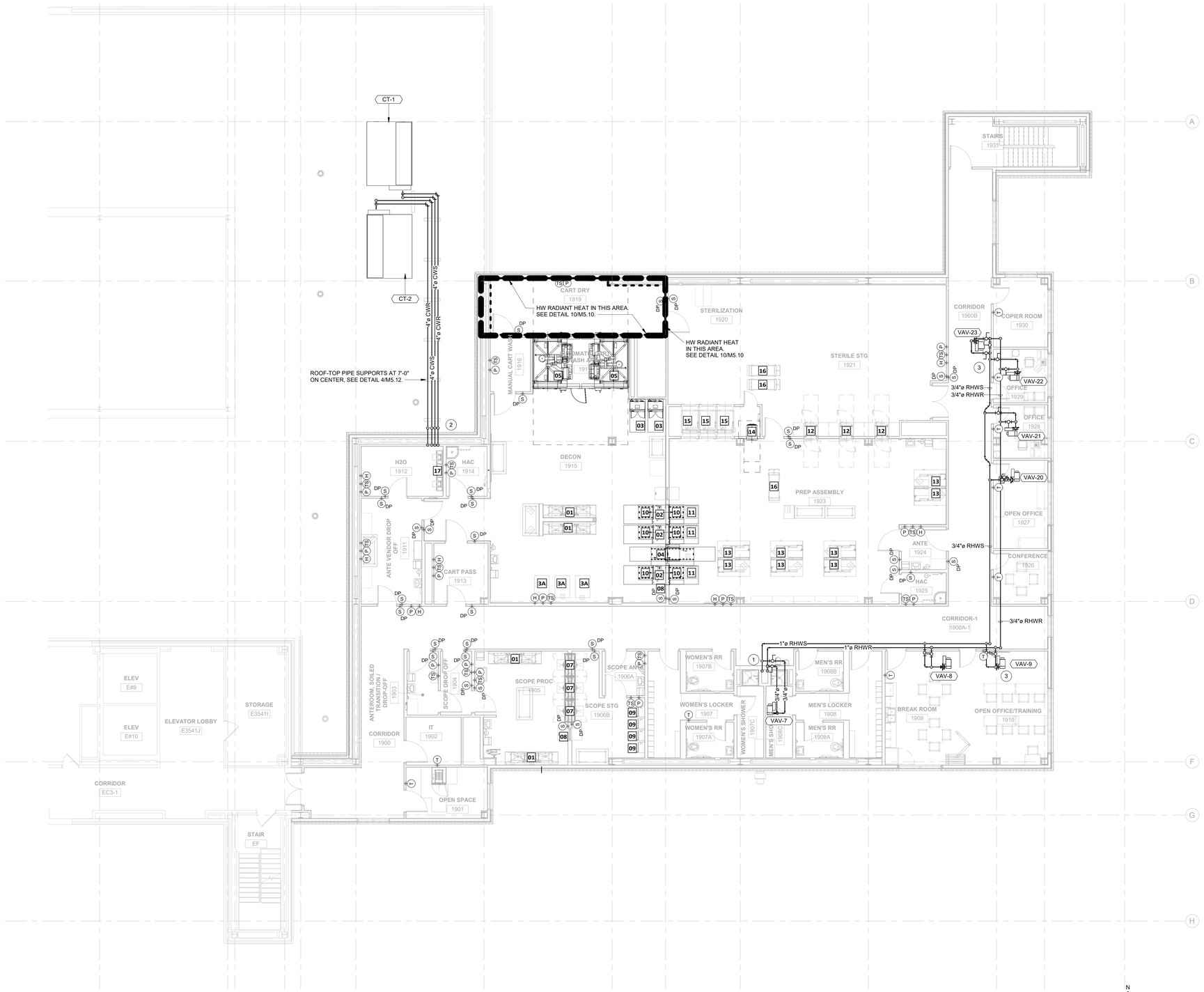

1 LEVEL 3 MECH PIPE REMODEL PLAN
1/8" = 1'-0"

SPECIFIC NOTES:

1. DOWN TO INTERSTITIAL SPACE.
2. DOWN TO INTERSTITIAL SPACE AND UP TO ROOF.
3. PROVIDE AND COORDINATE ALL VAV'S AND VV'S FOR RIGHT/LEFT SIDE FOR ACCESS. TYPICAL ALL VAV's/VV's.

WALL RATING LEGEND

—◆—	1-HOUR FIRE BARRIER
—◆S—	1-HOUR FIRE SMOKE BARRIER
—◆◆—	2-HOUR FIRE BARRIER
—◆◆S—	2-HOUR FIRE SMOKE BARRIER
—SP—	SMOKE PARTITION

NOTE: SEE FIRE PROTECTION SHEETS.

SPS MEDICAL EQUIPMENT LEGEND

TAG	JSN	NAME	QTY	ROOM NO.	BASIS OF DESIGN	UTILITY REQUESTS
		1915 DECON		**1915**		
01	A1195	COUNTER, CLEANUP, WITH 3 SINKS.	4	1915, 1905	STERIS	120V, 15A, LIFT SYSTEM - 120VAC, 3A, HW, CW, PW, D, A
02	S0940	WASHER, DISSINFECTOR, STM, 1DO, RSCD1WLL, 26X24X24 SHAM	3	1915	STERIS	480V, 30A, 3-PH, 60HZ, S, CR, HW, CW, PW, D, A
03	-	INNOWAVE PCF SONIC IRRIGATOR	2	1915	STERIS	208V, 30A, 3-Ph, 60HZ, HW, CW, PW, D
3A		TRITEC 72	3	1915	STERIS	208V, 20A, 1-PH, 60HZ, HW, CW, D
04	F2410	RACK RETURN	1	1915	STERIS	120V, 15A, 1-PH, 60HZ, A
4A		SCS LOAD-UNLOAD	1	1915	STERIS	120V, 15A, 1-PH, 60HZ, D, A
		1917 - AUTOMATIC CARTWASH AREA (CWSH2)		**1917**		
05	S3185	WASHER, CART & UTENSIL, 2 DO, PIT MNTD, RCSD 2 WLL	2	1917	STERIS	480V, 50/60HZ, PW, HW, CW, S, A, D,
		1905 - SCOPE PROCESSING		**1905**		
06	F0540	CART, SCOPE, TRANSPORT	1	1905		
07	S2627	WASHER, FIBER SCOPE, PASS-THROUGH	3	1905	MEDIVATOR	120V, 60HZ, D, A, HW, CW
08	S1905	40" AUTOMATED PASS-THROUGH WINDOW	2	1915, 1905	STERIS	230V, 60Hz, 1-Ph, 15A; 208V, 60Hz, 3-Ph, 15A
		1906 - SCOPE STAGING ROOM (CSST1)		**1906**		
09	M3160	CABINET, STORAGE, HANGING SCOPES	4	1906	MEDIVATOR	100-240VAC, 50/60HZ, 15A, A
		1923 - PREP ASSEMBLY		**1923**		
10	S0047	SCS LOAD-UNLOAD	6	1923	STERIS	120V, 15A, 1-PH, 60HZ, D, A
11	S0048	CART, WASHER TRANSFER	3	1923		
12	-	LOW TEMPERATURE STERILIZER	3	1923	AMSCO	200-208V, 50-60HZ
13	S9610	ADJUSTABLE DELUXE WORKSTATION	8	1915, 1923		
14	-	AMSCO 400 SERIES SMALL STEAM STERILIZER	1	1923	STERIS	480V, 60HZ, 3-PH, 4A, 120V, 60HZ, 1-PH, 15A, S, CW, D
		1920 -STERILIZATION		**1920**		
15	-	AMSCO 600 MEDIUM STEAM STERILIZER	3	1920	STERIS	480V, 60HZ, 3-PH, 20A, S, CW, D, A
16	S0495	LOADING CAR & TRANSFER CARRIAGE, 26.5"x26.5"x63" CHAMBER	6	1920	STERIS	
		1912 - H2O		**1912**		
17	K2020	DISPENSER, DETERGENT, AUTOMATIC	1	1912	STERIS	
18	M4871	SYSTEM, REVERSE OSMOSIS, WATER	1	1912	CULLIGAN	
19	-	TRACK MOUNTED - SUSPENDED SHELVING	2	1921	LEVpro	

NOTE: SEE SHEET QH-101 FOR MORE SPS MEDICAL EQUIPMENT DETAILS.

N PLAN NORTH — N TRUE NORTH

CONSTRUCTION DOCUMENTS

COMPLIANCY REVIEW INCLUDED	2/23/2024
Revisions:	Date

CONSULTANTS:

TerraSite Design — Civil Engineering | Landscape Architecture | Planning
TERRASITE DESIGN
1635 DEADWOOD AVENUE
RAPID CITY, SOUTH DAKOTA 57702
PH: (605) 791-1736

Albertson Engineering Inc.
ALBERTSON ENGINEERING, INC.
3202 WEST MAIN STREET, SUITE C
RAPID CITY, SOUTH DAKOTA 57702
PH: (605) 343-9606

FARRIS ENGINEERING — OMAHA | JEFFERSON | SIDNEY | COLORADO SPRINGS — farrisinc.com — FE# 182043
FARRIS ENGINEERING
12700 WEST DODGE ROAD
OMAHA, NEBRASKA 68154
PH: (402) 330-5900

REGISTERED PROFESSIONAL ENGINEER — REG. NO. 13178 — MATTHEW R. KOSCAK — SOUTH DAKOTA — 11-23-2020

ARCHITECT

FOURFRONT DESIGN INC.
FOURFRONT DESIGN, INC.
517 7TH STREET
RAPID CITY, SOUTH DAKOTA 57701
PH: (605) 342-9470
FAX: (605) 342-2377
WWW.FOURFRONTDESIGN.COM

16.2330.A08

Drawing Title: LEVEL 3 MECHANICAL PIPING REMODEL PLAN	Project Title: VA NWIHCS OMC CAMPUS - AE Construct Sterile Processing Service	Project Number: 16.2330.A08	Office of Construction and Facilities Management
Approved: Project Director: Omaha VA Medical Center	Location: 4101 Woolworth Ave #4199 Omaha, Ne 68105	Building Number: 25	
	Date: 11 / 23 / 2020 — Checked: RD — Drawn: JB	Drawing Number: M 2.02 — Dwg. 113 of 193	Department of Veterans Affairs

2/23/2024 10:16:41 AM

VA FORM 08-6231

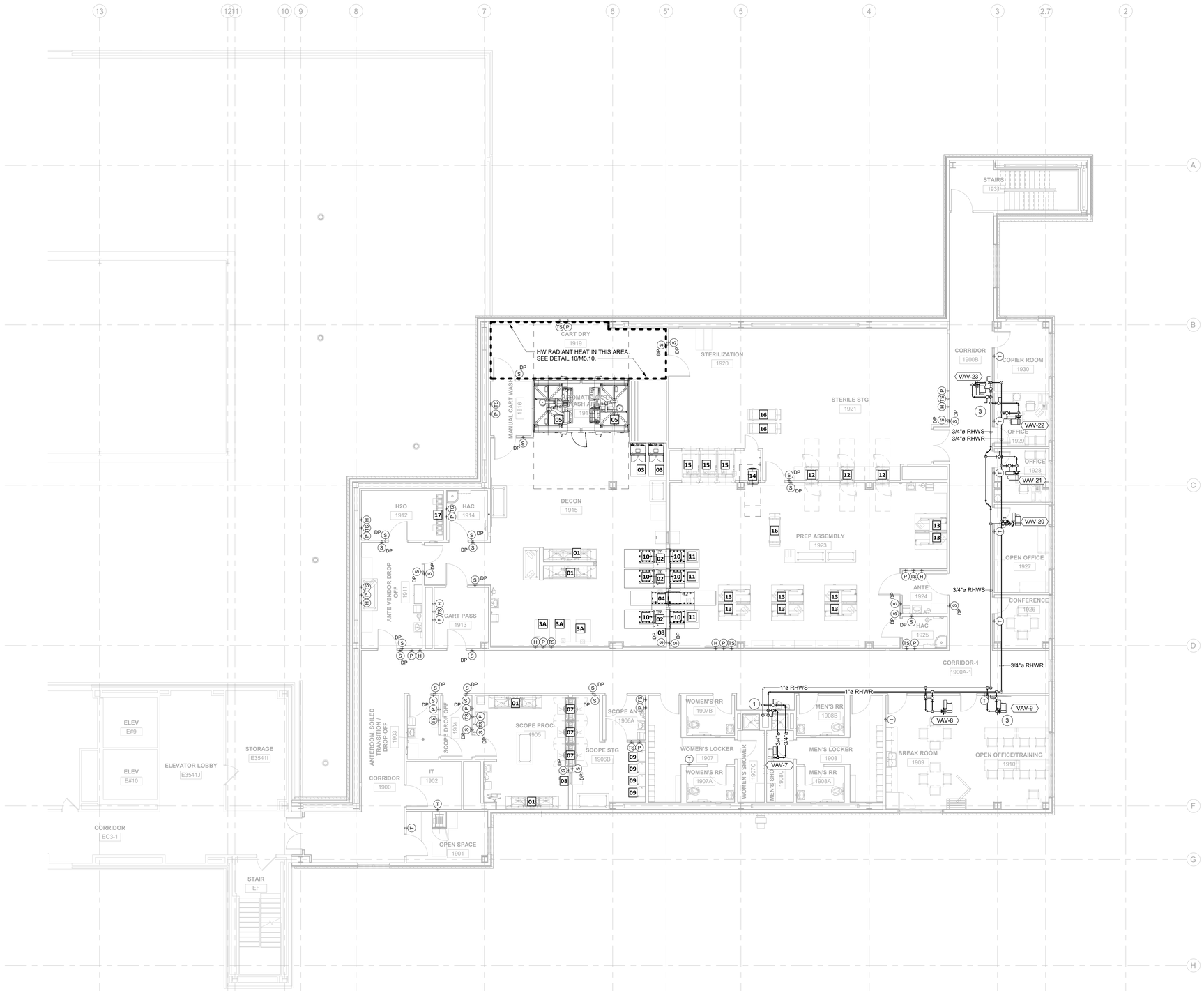

LEVEL 3 MECH PIPE REMODEL
PLAN-ALTERNATE BID#3
1/8" = 1'-0"

N PLAN NORTH
N TRUE NORTH

SPECIFIC NOTES:

1. DOWN TO INTERSTITIAL SPACE.
2.
3. PROVIDE AND COORDINATE ALL VAV'S AND VV'S FOR RIGHT/LEFT SIDE FOR ACCESS. TYPICAL ALL VAV's/VV's.

WALL RATING LEGEND

—◆—	1-HOUR FIRE BARRIER
—◆S—	1-HOUR FIRE SMOKE BARRIER
—◆◆—	2-HOUR FIRE BARRIER
—◆◆S—	2-HOUR FIRE SMOKE BARRIER
—SP—	SMOKE PARTITION

NOTE: SEE FIRE PROTECTION SHEETS.

SPS MEDICAL EQUIPMENT LEGEND

TAG	JSN	NAME	QTY	ROOM NO.	BASIS OF DESIGN	UTILITY REQUESTS
		1915 DECON		**1915**		
01	A1195	COUNTER, CLEANUP, WITH 3 SINKS.	4	1915, 1905	STERIS	120V, 15A, LIFT SYSTEM - 120VAC, 3A, HW, CW, PW, D, A
02	S0940	WASHER, DISSINFECTOR, STM, 1DO, RSCD1WLL, 26X24X24 SHAM	3	1915	STERIS	480V, 30A, 3-PH, 60HZ, S, CR, HW, CW, PW, D, A
03	-	INNOWAVE PCF SONIC IRRIGATOR	2	1915	STERIS	208V, 30A, 3-Ph, 60HZ, HW, CW, PW, D
3A		TRITEC 72	3	1915	STERIS	208V, 20A, 1-PH, 60HZ, HW, CW, D
04	F2410	RACK RETURN	1	1915	STERIS	120V, 15A, 1-PH, 60HZ, A
4A		SCS LOAD-UNLOAD	1	1915	STERIS	120V, 15A, 1-PH, 60HZ, D, A
		1917 - AUTOMATIC CARTWASH AREA (CWSH2)		**1917**		
05	S3185	WASHER, CART & UTENSIL, 2 DO, PIT MNTD, RCSD 2 WLL	2	1917	STERIS	480V, 50/60HZ, PW, HW, CW, S, A, D,
		1905 - SCOPE PROCESSING		**1905**		
06	F0540	CART, SCOPE, TRANSPORT	1	1905		
07	S2627	WASHER, FIBER SCOPE, PASS-THROUGH	3	1905	MEDIVATOR	120V, 60HZ, D, A, HW, CW
08	S1905	40" AUTOMATED PASS-THROUGH WINDOW	2	1915, 1905	STERIS	230V, 60Hz, 1-Ph, 15A; 208V, 60Hz, 3-Ph, 15A
		1906 - SCOPE STAGING ROOM (CSST1)		**1906**		
09	M3160	CABINET, STORAGE, HANGING SCOPES	4	1906	MEDIVATOR	100-240VAC, 50/60HZ, 15A, A
		1923 - PREP ASSEMBLY		**1923**		
10	S0047	SCS LOAD-UNLOAD	6	1923	STERIS	120V, 15A, 1-PH, 60HZ, D, A
11	S0048	CART, WASHER TRANSFER	3	1923		
12	-	LOW TEMPERATURE STERILIZER	3	1923	AMSCO	200-208V, 50-60HZ
13	S9610	ADJUSTABLE DELUXE WORKSTATION	8	1915, 1923		
14	-	AMSCO 400 SERIES SMALL STEAM STERILIZER	1	1923	STERIS	480V, 60HZ, 3-PH, 4A, 120V, 60HZ, 1-PH, 15A, S, CW, D
		1920 -STERILIZATION		**1920**		
15	-	AMSCO 600 MEDIUM STEAM STERILIZER	3	1920	STERIS	480V, 60HZ, 3-PH, 20A, S, CW, D, A
16	S0495	LOADING CAR & TRANSFER CARRIAGE, 26.5"x26.5"x63" CHAMBER	6	1920	STERIS	
		1912 - H2O		**1912**		
17	K2020	DISPENSER, DETERGENT, AUTOMATIC	1	1912	STERIS	
18	M4871	SYSTEM, REVERSE OSMOSIS, WATER	1	1912	CULLIGAN	
19	-	TRACK MOUNTED - SUSPENDED SHELVING	2	1921	LEVpro	

NOTE: SEE SHEET QH-101 FOR MORE SPS MEDICAL EQUIPMENT DETAILS.

CONSTRUCTION DOCUMENTS

COMPLIANCY REVIEW INCLUDED	2/23/2024
Revisions:	Date

CONSULTANTS:

TERRASITE DESIGN
1635 DEADWOOD AVENUE
RAPID CITY, SOUTH DAKOTA 57702
PH: (605) 791-1736

ALBERTSON ENGINEERING, INC.
3202 WEST MAIN STREET, SUITE C
RAPID CITY, SOUTH DAKOTA 57702
PH: (605) 343-9606

FARRIS ENGINEERING
12700 WEST DODGE ROAD
OMAHA, NEBRASKA 68154
PH: (402) 330-5900

REGISTERED PROFESSIONAL ENGINEER REG. NO. 13170 MATTHEW R. KOSCAK SOUTH DAKOTA 11-23-2020

ARCHITECT

FOURFRONT DESIGN, INC.
517 7TH STREET
RAPID CITY, SOUTH DAKOTA 57701
PH: (605) 342-9470
FAX: (605) 342-2377
WWW.FOURFRONTDESIGN.COM

16.2330.A08

Drawing Title	LEVEL 3 MECHANICAL PIPING REMODEL PLAN-ALTERNATE BID #3
Approved: Project Director	Omaha VA Medical Center
Project Title	VA NWIHCS OMC CAMPUS - AE Construct Sterile Processing Service
Location	4101 Woolworth Ave #4199 Omaha, Ne 68105
Date	11 / 23 / 2020
Checked	Checker
Drawn	MK
Project Number	16.2330.A08
Building Number	25
Drawing Number	M 2.02.1
Dwg. 114 of 193	

Office of Construction and Facilities Management

Department of Veterans Affairs

2/23/2024 10:16:48 AM

VA FORM 08-6231

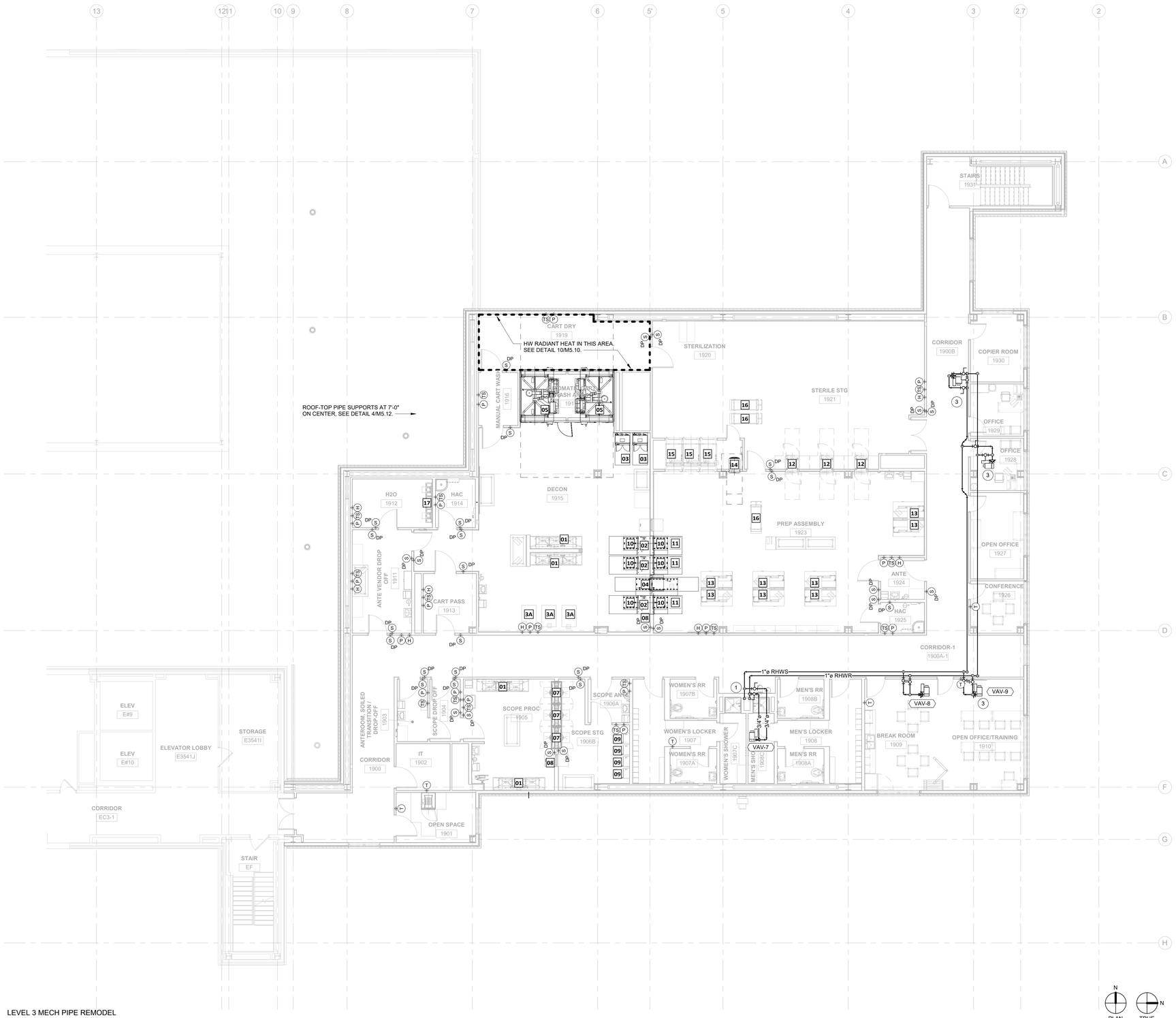

SPECIFIC NOTES:

1. DOWN TO INTERSTITIAL SPACE.
2. NOT USED.
3. PROVIDE AND COORDINATE ALL VAV'S AND VV'S FOR RIGHT/LEFT SIDE FOR ACCESS. TYPICAL ALL VAV's/VV's.

WALL RATING LEGEND

—◆—	1-HOUR FIRE BARRIER
—◆S—	1-HOUR FIRE SMOKE BARRIER
—◆◆—	2-HOUR FIRE BARRIER
—◆◆S—	2-HOUR FIRE SMOKE BARRIER
—SP—	SMOKE PARTITION

NOTE: SEE FIRE PROTECTION SHEETS.

SPS MEDICAL EQUIPMENT LEGEND

TAG	JSN	NAME	QTY	ROOM NO.	BASIS OF DESIGN	UTILITY REQUESTS
		1915 DECON		**1915**		
01	A1195	COUNTER, CLEANUP, WITH 3 SINKS.	4	1915, 1905	STERIS	120V, 15A, LIFT SYSTEM - 120VAC, 3A, HW, CW, PW, D, A
02	S0940	WASHER, DISSINFECTOR, STM, 1DO, RSCD1WLL, 26X24X24 SHAM	3	1915	STERIS	480V, 30A, 3-PH, 60HZ, S, CR, HW, CW, PW, D, A
03	-	INNOWAVE PCF SONIC IRRIGATOR	2	1915	STERIS	208V, 30A, 3-Ph, 60HZ, HW, CW, PW, D
3A		TRITEC 72	3	1915	STERIS	208V, 20A, 1-PH, 60HZ, HW, CW, D
04	F2410	RACK RETURN	1	1915	STERIS	120V, 15A, 1-PH, 60HZ, A
4A		SCS LOAD-UNLOAD	1	1915	STERIS	120V, 15A, 1-PH, 60HZ, D, A
		1917 - AUTOMATIC CARTWASH AREA (CWSH2)		**1917**		
05	S3185	WASHER, CART & UTENSIL, 2 DO, PIT MNTD, RCSD 2 WLL	2	1917	STERIS	480V, 50/60HZ, PW, HW, CW, S, A, D,
		1905 - SCOPE PROCESSING		**1905**		
06	F0540	CART, SCOPE, TRANSPORT	1	1905		
07	S2627	WASHER, FIBER SCOPE, PASS-THROUGH	3	1905	MEDIVATOR	120V, 60HZ, D, A, HW, CW
08	S1905	40" AUTOMATED PASS-THROUGH WINDOW	2	1915, 1905	STERIS	230V, 60Hz, 1-Ph, 15A; 208V, 60Hz, 3-Ph, 15A
		1906 - SCOPE STAGING ROOM (CSST1)		**1906**		
09	M3160	CABINET, STORAGE, HANGING SCOPES	4	1906	MEDIVATOR	100-240VAC, 50/60HZ, 15A, A
		1923 - PREP ASSEMBLY		**1923**		
10	S0047	SCS LOAD-UNLOAD	6	1923	STERIS	120V, 15A, 1-PH, 60HZ, D, A
11	S0048	CART, WASHER TRANSFER	3	1923		
12	-	LOW TEMPERATURE STERILIZER	3	1923	AMSCO	200-208V, 50-60HZ
13	S9610	ADJUSTABLE DELUXE WORKSTATION	8	1915, 1923		
14	-	AMSCO 400 SERIES SMALL STEAM STERILIZER	1	1923	STERIS	480V, 60HZ, 3-PH, 4A, 120V, 60HZ, 1-PH, 15A, S, CW, D
		1920 -STERILIZATION		**1920**		
15	-	AMSCO 600 MEDIUM STEAM STERILIZER	3	1920	STERIS	480V, 60HZ, 3-PH, 20A, S, CW, D, A
16	S0495	LOADING CAR & TRANSFER CARRIAGE, 26.5"x26.5"x63" CHAMBER	6	1920	STERIS	
		1912 - H2O		**1912**		
17	K2020	DISPENSER, DETERGENT, AUTOMATIC	1	1912	STERIS	
18	M4871	SYSTEM, REVERSE OSMOSIS, WATER	1	1912	CULLIGAN	
19	-	TRACK MOUNTED - SUSPENDED SHELVING	2	1921	LEVpro	

NOTE: SEE SHEET QH-101 FOR MORE SPS MEDICAL EQUIPMENT DETAILS.

1 LEVEL 3 MECH PIPE REMODEL PLAN-ALTERNATE BID#4
1/8" = 1'-0"

PLAN NORTH — TRUE NORTH

CONSTRUCTION DOCUMENTS

COMPLIANCY REVIEW INCLUDED	2/23/2024
Revisions:	Date

CONSULTANTS:

TERRASITE DESIGN
1635 DEADWOOD AVENUE
RAPID CITY, SOUTH DAKOTA 57702
PH: (605) 791-1736

ALBERTSON ENGINEERING, INC.
3202 WEST MAIN STREET, SUITE C
RAPID CITY, SOUTH DAKOTA 57702
PH: (605) 343-9606

FARRIS ENGINEERING
12700 WEST DODGE ROAD
OMAHA, NEBRASKA 68154
PH: (402) 330-5900

REGISTERED PROFESSIONAL ENGINEER — REG. NO. 13178 — MATTHEW R. KOSCAK — SOUTH DAKOTA — 11-23-20

ARCHITECT

FOURFRONT DESIGN, INC.
517 7TH STREET
RAPID CITY, SOUTH DAKOTA 57701
PH: (605) 342-9470
FAX: (605) 342-2377
WWW.FOURFRONTDESIGN.COM

16.2330.A08

Drawing Title	LEVEL 3 MECHANICAL PIPING REMODEL PLAN-ALTERNATE BID#4
Approved: Project Director	Omaha VA Medical Center
Project Title	VA NWIHCS OMC CAMPUS - AE Construct Sterile Processing Service
Location	4101 Woolworth Ave #4199 Omaha, Ne 68105
Date	11 / 23 / 2020
Checked	MK
Drawn	BM
Project Number	16.2330.A08
Building Number	25
Drawing Number	M 2.02.2
Dwg. 115 of 193	

Office of Construction and Facilities Management

Department of Veterans Affairs

VA FORM 08-6231

2/23/2024 10:16:56 AM

SPECIFIC NOTES:

1. RELOCATE EXISTING EXHAUST FAN. REROUTE DUCT BELOW CONCRETE DECK TO NEW LOCATION BELOW.

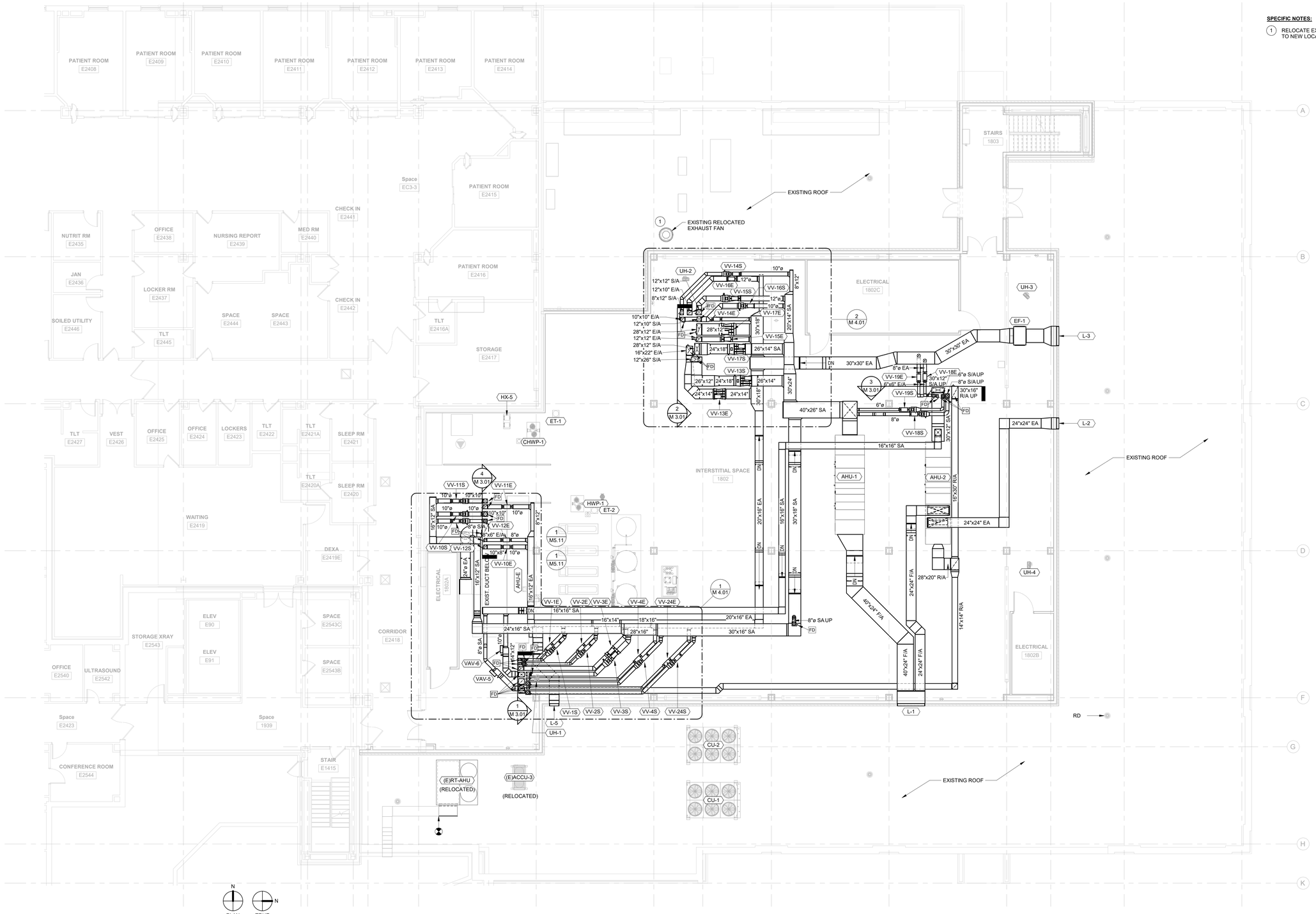

WALL RATING LEGEND
1-HOUR FIRE BARRIER
1-HOUR FIRE SMOKE BARRIER
2-HOUR FIRE BARRIER
2-HOUR FIRE SMOKE BARRIER
SMOKE PARTITION
NOTE: SEE FIRE PROTECTION SHEETS.

1 INTERSTITIAL SPACE HVAC DUCT REMODEL PLAN
1/8" = 1'-0"

CONSTRUCTION DOCUMENTS

COMPLIANCY REVIEW INCLUDED	2/23/2024
Revisions:	Date

CONSULTANTS:

TERRASITE DESIGN
1635 DEADWOOD AVENUE
RAPID CITY, SOUTH DAKOTA 57702
PH: (605) 791-1736

Albertson Engineering Inc.
ALBERTSON ENGINEERING, INC.
3202 WEST MAIN STREET, SUITE C
RAPID CITY, SOUTH DAKOTA 57702
PH: (605) 343-9606

FARRIS ENGINEERING
FARRIS ENGINEERING
12700 WEST DODGE ROAD
OMAHA, NEBRASKA 68154
PH: (402) 330-5900

REGISTERED PROFESSIONAL ENGINEER REG. NO. 13179 MATTHEW R. KOSCAK SOUTH DAKOTA 11-23-2020

ARCHITECT

FOURFRONT DESIGN, INC.
517 7TH STREET
RAPID CITY, SOUTH DAKOTA 57701
PH: (605) 342-9470
FAX: (605) 342-2377
WWW.FOURFRONTDESIGN.COM

16.2330.A08

Drawing Title	INTERSTITIAL SPACE HVAC DUCT REMODEL PLAN
Approved: Project Director	Omaha VA Medical Center
Project Title	VA NWIHCS OMC CAMPUS - AE Construct Sterile Processing Service
Location	4101 Woolworth Ave #4199 Omaha, Ne 68105
Date	11 / 23 / 2020
Checked	RD
Drawn	JB
Project Number	16.2330.A08
Building Number	25
Drawing Number	M 2.03
Dwg. 116 of 193	

Office of Construction and Facilities Management

Department of Veterans Affairs

VA FORM 08-6231

2/23/2024 10:17:01 AM

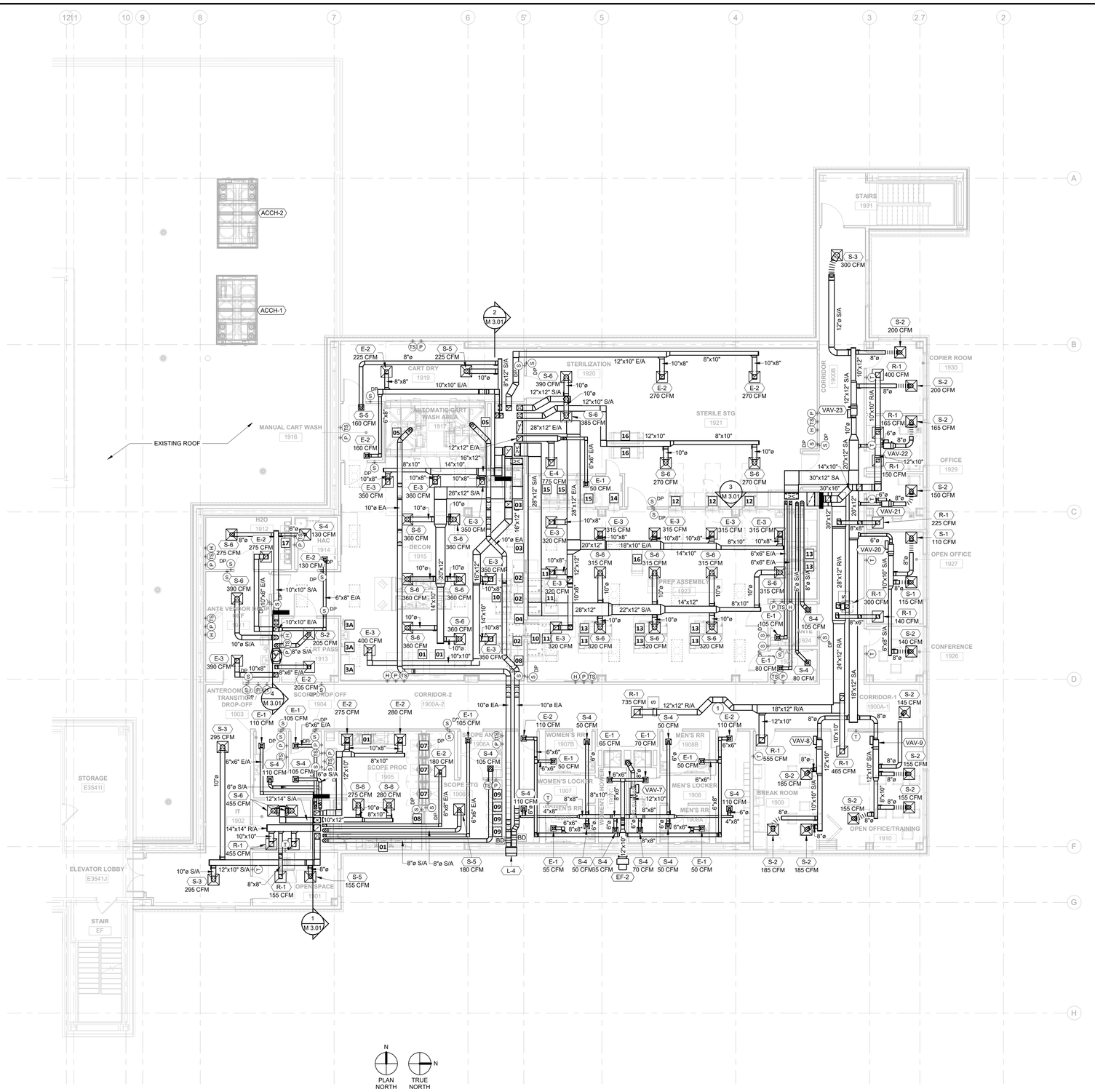

1 LEVEL 3 HVAC DUCT REMODEL PLAN
1/8" = 1'-0"

SPECIFIC NOTES:

1. ROUTE DUCT AROUND ROOF DRAIN PIPING.

WALL RATING LEGEND

—◆—	1-HOUR FIRE BARRIER
—◆S—	1-HOUR FIRE SMOKE BARRIER
—◆◆—	2-HOUR FIRE BARRIER
—◆◆S—	2-HOUR FIRE SMOKE BARRIER
—SP—	SMOKE PARTITION

NOTE: SEE FIRE PROTECTION SHEETS.

SPS MEDICAL EQUIPMENT LEGEND

TAG	JSN	NAME	QTY	ROOM NO.	BASIS OF DESIGN	UTILITY REQUESTS
		1915 DECON		**1915**		
01	A1195	COUNTER, CLEANUP, WITH 3 SINKS.	4	1915, 1905	STERIS	120V, 15A, LIFT SYSTEM - 120VAC, 3A, HW, CW, PW, D, A
02	S0940	WASHER, DISSINFECTOR, STM, 1DO, RSCD1WLL, 26X24X24 SHAM	3	1915	STERIS	480V, 30A, 3-PH, 60HZ, S, CR, HW, CW, PW, D, A
03	-	INNOWAVE PCF SONIC IRRIGATOR	2	1915	STERIS	208V, 30A, 3-Ph, 60HZ, HW, CW, PW, D
3A		TRITEC 72	3	1915	STERIS	208V, 20A, 1-PH, 60HZ, HW, CW, D
04	F2410	RACK RETURN	1	1915	STERIS	120V, 15A, 1-PH, 60HZ, A
4A		SCS LOAD-UNLOAD	1	1915	STERIS	120V, 15A, 1-PH, 60HZ, D, A
		1917 - AUTOMATIC CARTWASH AREA (CWSH2)		**1917**		
05	S3185	WASHER, CART & UTENSIL, 2 DO, PIT MNTD, RCSD 2 WLL	2	1917	STERIS	480V, 50/60HZ, PW, HW, CW, S, A, D,
		1905 - SCOPE PROCESSING		**1905**		
06	F0540	CART, SCOPE, TRANSPORT	1	1905		
07	S2627	WASHER, FIBER SCOPE, PASS-THROUGH	3	1905	MEDIVATOR	120V, 60HZ, D, A, HW, CW
08	S1905	40" AUTOMATED PASS-THROUGH WINDOW	2	1915, 1905	STERIS	230V, 60Hz, 1-Ph, 15A; 208V, 60Hz, 3-Ph, 15A
		1906 - SCOPE STAGING ROOM (CSST1)		**1906**		
09	M3160	CABINET, STORAGE, HANGING SCOPES	4	1906	MEDIVATOR	100-240VAC, 50/60HZ, 15A, A
		1923 - PREP ASSEMBLY		**1923**		
10	S0047	SCS LOAD-UNLOAD	6	1923	STERIS	120V, 15A, 1-PH, 60HZ, D, A
11	S0048	CART, WASHER TRANSFER	3	1923		
12	-	LOW TEMPERATURE STERILIZER	3	1923	AMSCO	200-208V, 50-60HZ
13	S9610	ADJUSTABLE DELUXE WORKSTATION	8	1915, 1923		
14	-	AMSCO 400 SERIES SMALL STEAM STERILIZER	1	1923	STERIS	480V, 60HZ, 3-PH, 4A, 120V, 60HZ, 1-PH, 15A, S, CW, D
		1920 -STERILIZATION		**1920**		
15	-	AMSCO 600 MEDIUM STEAM STERILIZER	3	1920	STERIS	480V, 60HZ, 3-PH, 20A, S, CW, D, A
16	S0495	LOADING CAR & TRANSFER CARRIAGE, 26.5"x26.5"x63" CHAMBER	6	1920	STERIS	
		1912 - H2O		**1912**		
17	K2020	DISPENSER, DETERGENT, AUTOMATIC	1	1912	STERIS	
18	M4871	SYSTEM, REVERSE OSMOSIS, WATER	1	1912	CULLIGAN	
19	-	TRACK MOUNTED - SUSPENDED SHELVING	2	1921	LEVpro	

NOTE: SEE SHEET QH-101 FOR MORE SPS MEDICAL EQUIPMENT DETAILS.

CONSTRUCTION DOCUMENTS

COMPLIANCY REVIEW INCLUDED	2/23/2024
Revisions:	Date

CONSULTANTS:

TerraSite Design
TERRASITE DESIGN
1635 DEADWOOD AVENUE
RAPID CITY, SOUTH DAKOTA 57702
PH: (605) 791-1736

Albertson Engineering Inc.
ALBERTSON ENGINEERING, INC.
3202 WEST MAIN STREET, SUITE C
RAPID CITY, SOUTH DAKOTA 57702
PH: (605) 343-9606

FARRIS ENGINEERING
FARRIS ENGINEERING
12700 WEST DODGE ROAD
OMAHA, NEBRASKA 68154
PH: (402) 330-5900

REGISTERED PROFESSIONAL ENGINEER
REG. NO. 13179
MATTHEW B. KOSCAK
SOUTH DAKOTA
11-23-2020

ARCHITECT

FOURFRONT DESIGN INC.
FOURFRONT DESIGN, INC.
517 7TH STREET
RAPID CITY, SOUTH DAKOTA 57701
PH: (605) 342-9470
FAX: (605) 342-2377
WWW.FOURFRONTDESIGN.COM

16.2330.A08

Drawing Title	LEVEL 3 HVAC DUCT REMODEL PLAN
Approved: Project Director	Omaha VA Medical Center
Project Title	VA NWIHCS OMC CAMPUS - AE Construct Sterile Processing Service
Location	4101 Woolworth Ave #4199 Omaha, Ne 68105
Date	11 / 23 / 2020
Checked	RD
Drawn	JB
Project Number	16.2330.A08
Building Number	25
Drawing Number	M 2.04
Dwg. 117 of 193	

Office of Construction and Facilities Management

Department of Veterans Affairs

VA FORM 08-6231

2/23/2024 10:17:10 AM

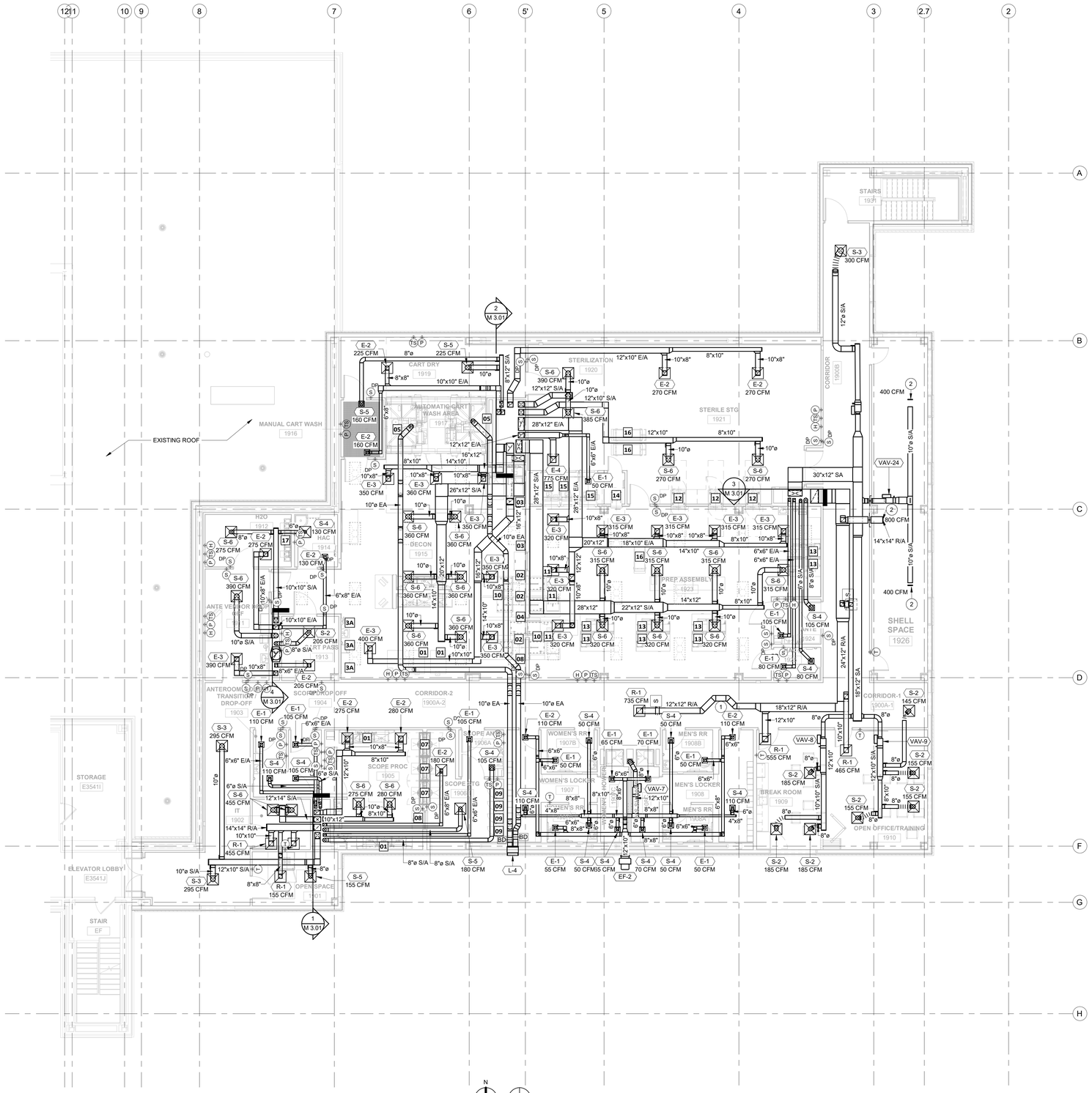

1 LEVEL 3 HVAC DUCT REMODEL PLAN-ALTERNATE BID#4
1/8" = 1'-0"

PLAN NORTH

TRUE NORTH

SPECIFIC NOTES:

1. ROUTE DUCT AROUND ROOF DRAIN PIPING.
2. INSTALL BIRD SCREEN AT THE END OF THE DUCT.

WALL RATING LEGEND

—◆—	1-HOUR FIRE BARRIER
—◆S—	1-HOUR FIRE SMOKE BARRIER
—◆◆—	2-HOUR FIRE BARRIER
—◆◆S—	2-HOUR FIRE SMOKE BARRIER
—SP—	SMOKE PARTITION

NOTE: SEE FIRE PROTECTION SHEETS.

SPS MEDICAL EQUIPMENT LEGEND

TAG	JSN	NAME	QTY	ROOM NO.	BASIS OF DESIGN	UTILITY REQUESTS
		1915 DECON		**1915**		
01	A1195	COUNTER, CLEANUP, WITH 3 SINKS.	4	1915, 1905	STERIS	120V, 15A, LIFT SYSTEM - 120VAC, 3A, HW, CW, PW, D, A
02	S0940	WASHER, DISSINFECTOR, STM, 1DO, RSCD1WLL, 26X24X24 SHAM	3	1915	STERIS	480V, 30A, 3-PH, 60HZ, S, CR, HW, CW, PW, D, A
03	-	INNOWAVE PCF SONIC IRRIGATOR	2	1915	STERIS	208V, 30A, 3-Ph, 60HZ, HW, CW, PW, D
3A		TRITEC 72	3	1915	STERIS	208V, 20A, 1-PH, 60HZ, HW, CW, D
04	F2410	RACK RETURN	1	1915	STERIS	120V, 15A, 1-PH, 60HZ, A
4A		SCS LOAD-UNLOAD	1	1915	STERIS	120V, 15A, 1-PH, 60HZ, D, A
		1917 - AUTOMATIC CARTWASH AREA (CWSH2)		**1917**		
05	S3185	WASHER, CART & UTENSIL, 2 DO, PIT MNTD, RCSD 2 WLL	2	1917	STERIS	480V, 50/60HZ, PW, HW, CW, S, A, D,
		1905 - SCOPE PROCESSING		**1905**		
06	F0540	CART, SCOPE, TRANSPORT	1	1905		
07	S2627	WASHER, FIBER SCOPE, PASS-THROUGH	3	1905	MEDIVATOR	120V, 60HZ, D, A, HW, CW
08	S1905	40" AUTOMATED PASS-THROUGH WINDOW	2	1915, 1905	STERIS	230V, 60Hz, 1-Ph, 15A; 208V, 60Hz, 3-Ph, 15A
		1906 - SCOPE STAGING ROOM (CSST1)		**1906**		
09	M3160	CABINET, STORAGE, HANGING SCOPES	4	1906	MEDIVATOR	100-240VAC, 50/60HZ, 15A, A
		1923 - PREP ASSEMBLY		**1923**		
10	S0047	SCS LOAD-UNLOAD	6	1923	STERIS	120V, 15A, 1-PH, 60HZ, D, A
11	S0048	CART, WASHER TRANSFER	3	1923		
12	-	LOW TEMPERATURE STERILIZER	3	1923	AMSCO	200-208V, 50-60HZ
13	S9610	ADJUSTABLE DELUXE WORKSTATION	8	1915, 1923		
14	-	AMSCO 400 SERIES SMALL STEAM STERILIZER	1	1923	STERIS	480V, 60HZ, 3-PH, 4A, 120V, 60HZ, 1-PH, 15A, S, CW, D
		1920 -STERILIZATION		**1920**		
15	-	AMSCO 600 MEDIUM STEAM STERILIZER	3	1920	STERIS	480V, 60HZ, 3-PH, 20A, S, CW, D, A
16	S0495	LOADING CAR & TRANSFER CARRIAGE, 26.5"x26.5"x63" CHAMBER	6	1920	STERIS	
		1912 - H2O		**1912**		
17	K2020	DISPENSER, DETERGENT, AUTOMATIC	1	1912	STERIS	
18	M4871	SYSTEM, REVERSE OSMOSIS, WATER	1	1912	CULLIGAN	
19	-	TRACK MOUNTED - SUSPENDED SHELVING	2	1921	LEVpro	

NOTE: SEE SHEET QH-101 FOR MORE SPS MEDICAL EQUIPMENT DETAILS.

CONSTRUCTION DOCUMENTS

COMPLIANCY REVIEW INCLUDED	2/23/2024
Revisions:	Date

CONSULTANTS:

TerraSite Design
Civil Engineering | Landscape Architecture | Planning
TERRASITE DESIGN
1635 DEADWOOD AVENUE
RAPID CITY, SOUTH DAKOTA 57702
PH: (605) 791-1736

Albertson Engineering Inc.
ALBERTSON ENGINEERING, INC.
3202 WEST MAIN STREET, SUITE C
RAPID CITY, SOUTH DAKOTA 57702
PH: (605) 343-9606

FARRIS ENGINEERING
OMAHA | LINCOLN | SIDNEY | COLORADO SPRINGS
farrisinc.com
FE# 182043
FARRIS ENGINEERING
12700 WEST DODGE ROAD
OMAHA, NEBRASKA 68154
PH: (402) 330-5900

REGISTERED PROFESSIONAL ENGINEER
REG. NO. 13176
MATTHEW R. KOSCAK
SOUTH DAKOTA
11-23-2020

ARCHITECT

FOURFRONT DESIGN INC.
FOURFRONT DESIGN, INC.
517 7TH STREET
RAPID CITY, SOUTH DAKOTA 57701
PH: (605) 342-9470
FAX: (605) 342-2377
WWW.FOURFRONTDESIGN.COM

16.2330.A08

Drawing Title: LEVEL 3 HVAC DUCT REMODEL PLAN-ALTERNATE BID#4

Approved: Project Director: Omaha VA Medical Center

Project Title: VA NWIHCS OMC CAMPUS - AE Construct Sterile Processing Service

Location: 4101 Woolworth Ave #4199 Omaha, Ne 68105

Date: 11 / 23 / 2020 | Checked: MK | Drawn: BM

Project Number: 16.2330.A08

Building Number: 25

Drawing Number: M 2.04.1

Dwg. 118 of 193

Office of Construction and Facilities Management

Department of Veterans Affairs

2/23/2024 10:17:19 AM

VA FORM 08-6231

SPECIFIC NOTES:

1. CORE DRILL WALLS AND FLOORS WHERE SHOWN AND AS REQUIRED FOR NEW PIPE PENETRATIONS. NOT ALL LOCATIONS SHOWN ON DRAWINGS. CONTRACTOR IS RESPONSIBLE FOR LOCATING THOSE LOCATIONS. FIRE SEAL PENETRATIONS WITH APPROPRIATE SEALANTS. SEE SPECIFICATIONS.
2. SEE SHEET M 2.04 FOR SPS MEDICAL EQUIPMENT LEGEND OF EQUIPMENT ON LEVEL 3.
3. INSTALL END-OF-LINE TRAP.

3 LEVEL 3 MECHANICAL ROOM 3254
1/8" = 1'-0"

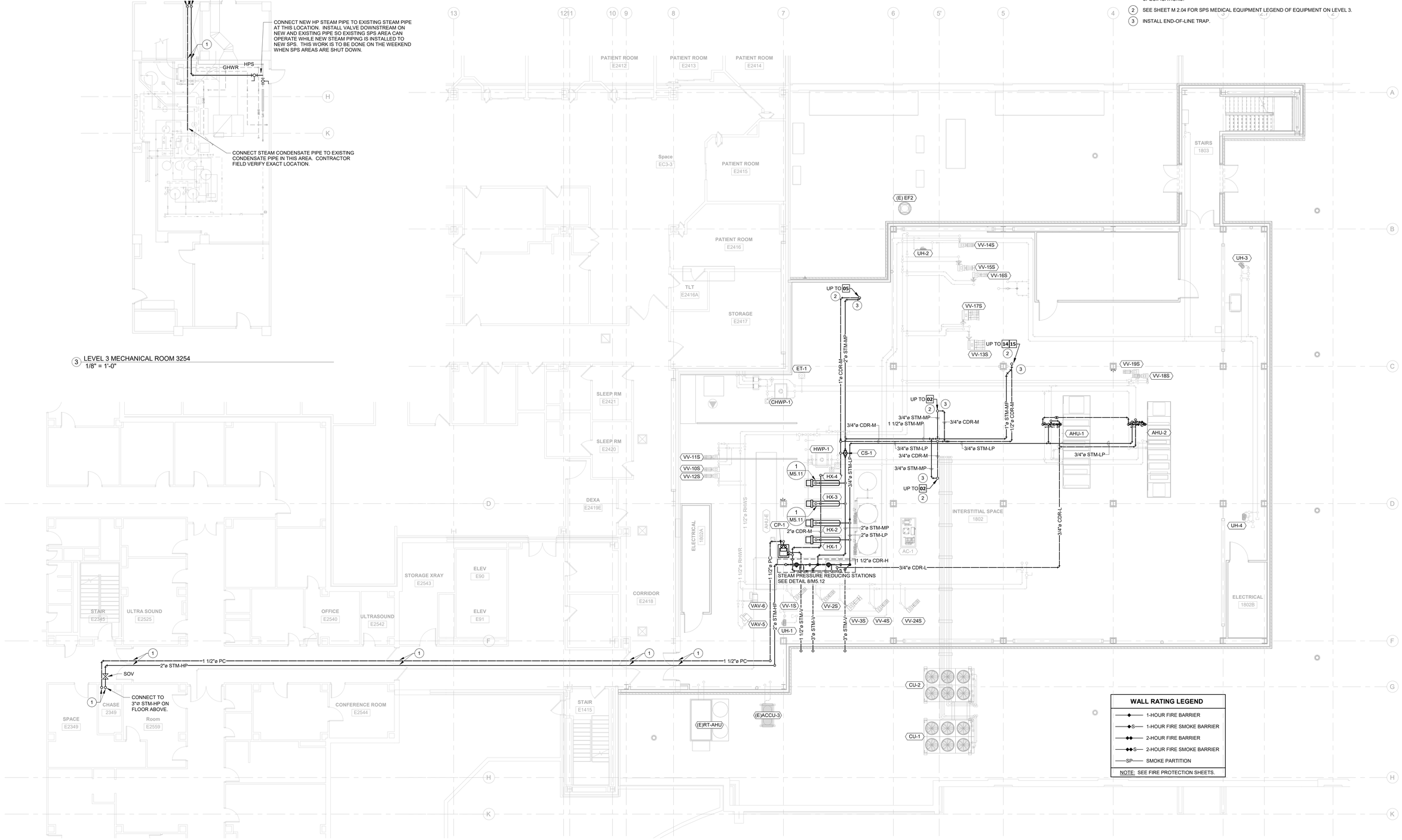

WALL RATING LEGEND	
—◆—	1-HOUR FIRE BARRIER
—◆S—	1-HOUR FIRE SMOKE BARRIER
—◆◆—	2-HOUR FIRE BARRIER
—◆◆S—	2-HOUR FIRE SMOKE BARRIER
—SP—	SMOKE PARTITION

NOTE: SEE FIRE PROTECTION SHEETS.

N PLAN NORTH

N TRUE NORTH

1 STEAM PIPING PLAN - INTERSTIAL SPACE
1/8" = 1'-0"

CONSTRUCTION DOCUMENTS

COMPLIANCY REVIEW INCLUDED	2/23/2024
Revisions:	Date

CONSULTANTS:

TerraSite Design
TERRASITE DESIGN
1635 DEADWOOD AVENUE
RAPID CITY, SOUTH DAKOTA 57702
PH: (605) 791-1736

Albertson Engineering Inc.
ALBERTSON ENGINEERING, INC.
3202 WEST MAIN STREET, SUITE C
RAPID CITY, SOUTH DAKOTA 57702
PH: (605) 343-9606

FARRIS ENGINEERING
FARRIS ENGINEERING
12700 WEST DODGE ROAD
OMAHA, NEBRASKA 68154
PH: (402) 330-5900
FE# 182043

REGISTERED PROFESSIONAL ENGINEER REG. NO. 13179 MATTHEW B. KOSCAK SOUTH DAKOTA 11-23-2020

ARCHITECT

FOURFRONT DESIGN INC.
FOURFRONT DESIGN, INC.
517 7TH STREET
RAPID CITY, SOUTH DAKOTA 57701
PH: (605) 342-9470
FAX: (605) 342-2377
WWW.FOURFRONTDESIGN.COM

16.2330.A08

Drawing Title: STEAM PIPING REMODEL PLAN

Approved: Project Director: Omaha VA Medical Center

Project Title: VA NWIHCS OMC CAMPUS - AE Construct Sterile Processing Service

Location: 4101 Woolworth Ave #4199 Omaha, Ne 68105

Date: 11 / 23 / 2020 | Checked: RD | Drawn: JB

Project Number: 16.2330.A08

Building Number: 25

Drawing Number: M 2.05

Dwg. 119 of 193

Office of Construction and Facilities Management

Department of Veterans Affairs

VA FORM 08-6231

2/23/2024 10:17:30 AM

1 MECHANICAL ROOF PLAN
1/8" = 1'-0"

N PLAN NORTH

N TRUE NORTH

CONSTRUCTION DOCUMENTS

COMPLIANCY REVIEW INCLUDED	2/23/2024
Revisions:	Date

CONSULTANTS:

TERRASITE DESIGN
1635 DEADWOOD AVENUE
RAPID CITY, SOUTH DAKOTA 57702
PH: (605) 791-1736

Albertson Engineering Inc.
ALBERTSON ENGINEERING, INC.
3202 WEST MAIN STREET, SUITE C
RAPID CITY, SOUTH DAKOTA 57702
PH: (605) 343-9606

FARRIS ENGINEERING
FARRIS ENGINEERING
12700 WEST DODGE ROAD
OMAHA, NEBRASKA 68154
PH: (402) 330-5900
FE# 182043

REGISTERED PROFESSIONAL ENGINEER
REG. NO. 13178
MATTHEW R. KOSCAK
SOUTH DAKOTA
11-23-2020

ARCHITECT

FOURFRONT DESIGN, INC.
517 7TH STREET
RAPID CITY, SOUTH DAKOTA 57701
PH: (605) 342-9470
FAX: (605) 342-2377
WWW.FOURFRONTDESIGN.COM

16.2330.A08

Drawing Title	MECHANICAL ROOF PLAN
Approved: Project Director	Omaha VA Medical Center
Project Title	VA NWIHCS OMC CAMPUS - AE Construct Sterile Processing Service
Location	4101 Woolworth Ave #4199 Omaha, Ne 68105
Date	11 / 23 / 2020
Checked	RD
Drawn	JB
Project Number	16.2330.A08
Building Number	25
Drawing Number	M 2.06
Dwg. 120 of 193	

Office of Construction and Facilities Management

Department of Veterans Affairs

2/23/2024 10:17:32 AM

VA FORM 08-6231

1 MECHANICAL ROOF PLAN-ALTERNATE BID#3
1/8" = 1'-0"

PLAN NORTH

TRUE NORTH

CONSTRUCTION DOCUMENTS

COMPLIANCY REVIEW INCLUDED	2/23/2024
Revisions:	Date

CONSULTANTS:

TerraSite Design
Civil Engineering | Landscape Architecture | Planning
TERRASITE DESIGN
1635 DEADWOOD AVENUE
RAPID CITY, SOUTH DAKOTA 57702
PH: (605) 791-1736

Albertson Engineering Inc.
ALBERTSON ENGINEERING, INC.
3202 WEST MAIN STREET, SUITE C
RAPID CITY, SOUTH DAKOTA 57702
PH: (605) 343-9606

FARRIS ENGINEERING
OMAHA | LINCOLN | SIDNEY | COLORADO SPRINGS
farrisco.com
FE# 182043
FARRIS ENGINEERING
12700 WEST DODGE ROAD
OMAHA, NEBRASKA 68154
PH: (402) 330-5900

REGISTERED PROFESSIONAL ENGINEER
REG. NO. 13170
MATTHEW R. KOSCAK
SOUTH DAKOTA
11-23-2020

ARCHITECT

FOURFRONT DESIGN INC.
FOURFRONT DESIGN, INC.
517 7TH STREET
RAPID CITY, SOUTH DAKOTA 57701
PH: (605) 342-9470
FAX: (605) 342-2377
WWW.FOURFRONTDESIGN.COM

16.2330.A08

Drawing Title: MECHANICAL ROOF PLAN-ALTERNATE BID#3	Project Title: VA NWIHCS OMC CAMPUS - AE Construct Sterile Processing Service	Project Number: 16.2330.A08	Office of Construction and Facilities Management
Approved: Project Director: Omaha VA Medical Center	Location: 4101 Woolworth Ave #4199 Omaha, Ne 68105	Building Number: 25	
	Date: 11 / 23 / 2020 · Checked: MK · Drawn: BM	Drawing Number: M 2.06.1	Department of Veterans Affairs
		Dwg. 121 of 193	

VA FORM 08-6231

2/23/2024 10:17:34 AM

GENERAL NOTE:

INSTALL 2 HOUR RATED FIRE DAMPERS IN ALL DUCT FLOOR PENETRATIONS. FIRE DAMPERS TO BE ACCESSABLE FROM INTERSTITIAL SPACE. PROVIDE ACCCESS PANELS FOR ALL FIRE DAMPERS. INSTALL ACCORDING TO MANUFACTURER'S INSTRUCTIONS TO MAINTAIN UL LISTING.

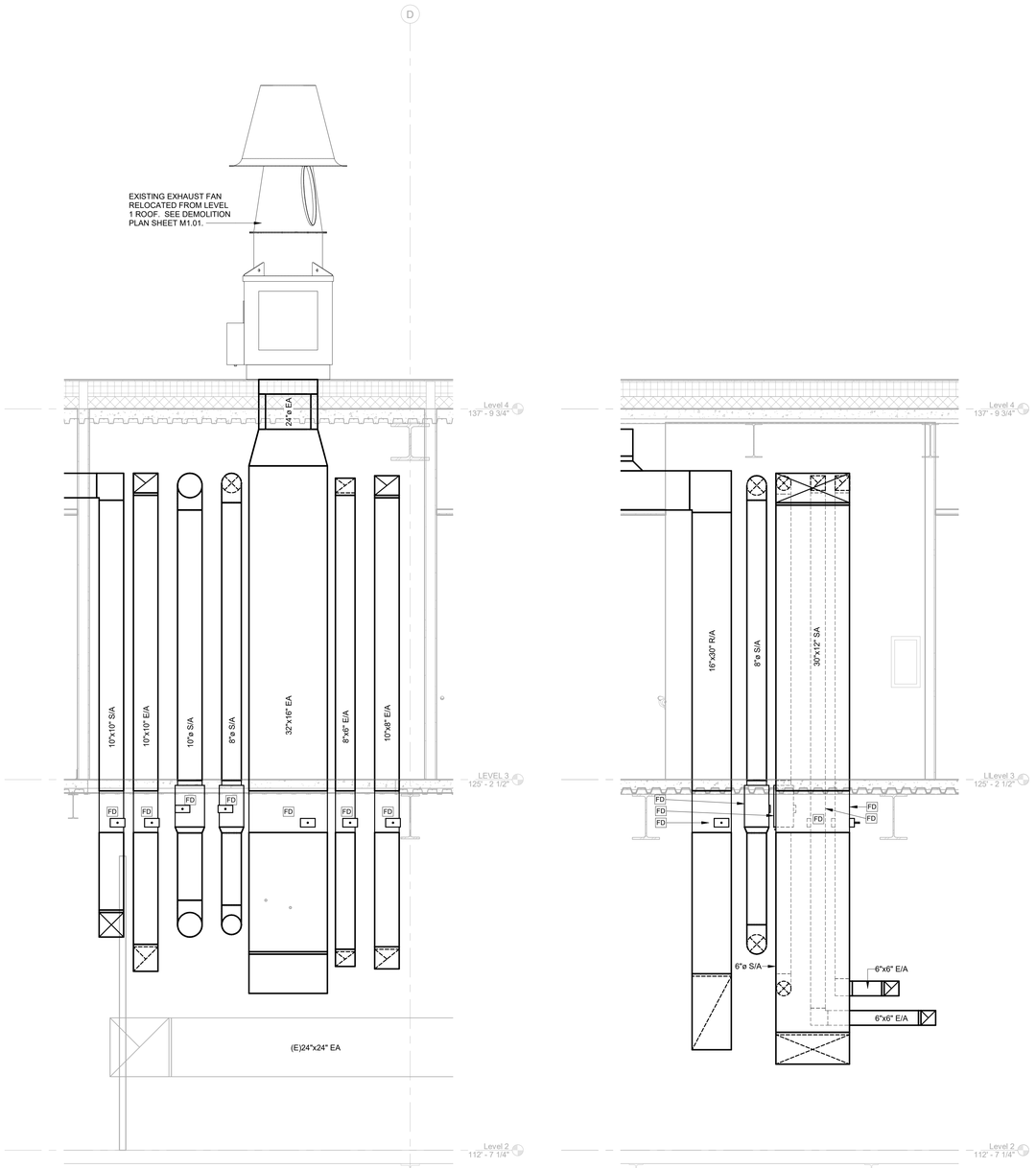

4 SECTION THROUGH CHASE
1/2" = 1'-0"

3 SECTION THROUGH CHASE
1/2" = 1'-0"

2 SECTION THROUGH CHASE
1/2" = 1'-0"

1 SECTION THROUGH CHASE
1/2" = 1'-0"

CONSTRUCTION DOCUMENTS

COMPLIANCY REVIEW INCLUDED	2/23/2024
Revisions:	Date

CONSULTANTS:

TerraSite Design
Civil Engineering | Landscape Architecture | Planning
TERRASITE DESIGN
1635 DEADWOOD AVENUE
RAPID CITY, SOUTH DAKOTA 57702
PH: (605) 791-1736

Albertson Engineering Inc.
ALBERTSON ENGINEERING, INC.
3202 WEST MAIN STREET, SUITE C
RAPID CITY, SOUTH DAKOTA 57702
PH: (605) 343-9606

FARRIS ENGINEERING
OMAHA | LINCOLN | DENVER | COLORADO SPRINGS
farrisinc.com
FE# 182043
FARRIS ENGINEERING
12700 WEST DODGE ROAD
OMAHA, NEBRASKA 68154
PH: (402) 330-5900

REGISTERED PROFESSIONAL ENGINEER
REG. NO. 13170
MATTHEW R. KOSCAK
SOUTH DAKOTA
11-23-2020

ARCHITECT

FOURFRONT DESIGN INC.
FOURFRONT DESIGN, INC.
517 7TH STREET
RAPID CITY, SOUTH DAKOTA 57701
PH: (605) 342-9470
FAX: (605) 342-2377
WWW.FOURFRONTDESIGN.COM

16.2330.A08

Drawing Title: MECHANICAL SECTIONS	Project Title: VA NWIHCS OMC CAMPUS - AE Construct Sterile Processing Service	Project Number: 16.2330.A08	Office of Construction and Facilities Management
Approved: Project Director: Omaha VA Medical Center	Building Number: 25		
	Location: 4101 Woolworth Ave #4199 Omaha, Ne 68105	Drawing Number: M 3.01	
	Date: 11 / 23 / 2020 · Checked: RD · Drawn: JB	Dwg. 122 of 193	Department of Veterans Affairs

VA FORM 08-6231

2/23/2024 10:17:38 AM

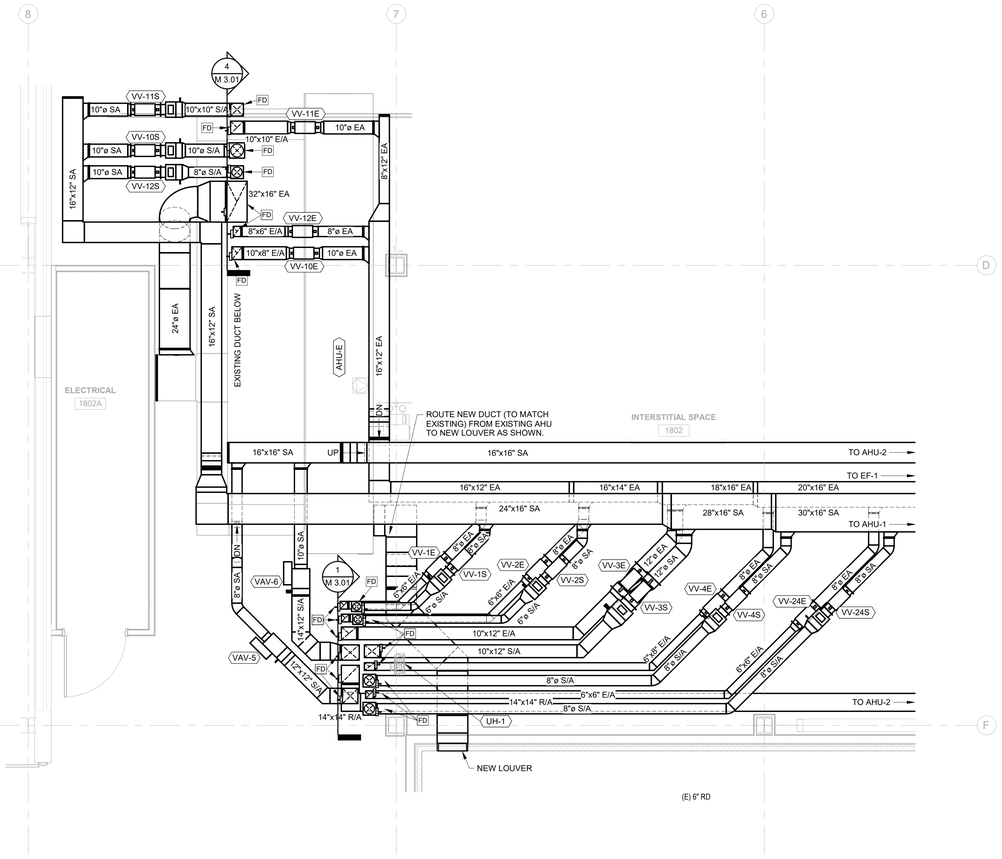

1 Enlarged Mechanical Plan
1/4" = 1'-0"

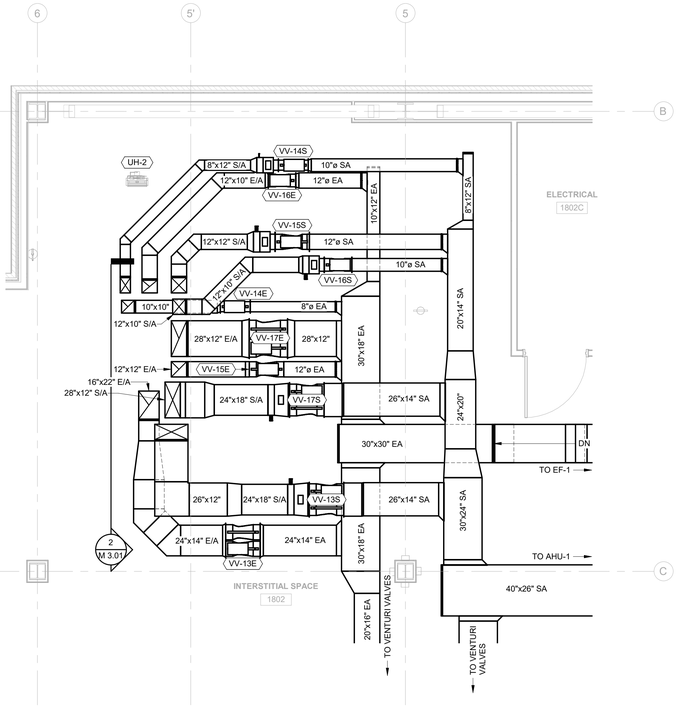

2 Enlarged Mechanical Plan
1/4" = 1'-0"

PLAN NORTH

TRUE NORTH

CONSTRUCTION DOCUMENTS

COMPLIANCY REVIEW INCLUDED	2/23/2024
Revisions:	Date

CONSULTANTS:

TerraSite Design
Civil Engineering | Landscape Architecture | Planning
TERRASITE DESIGN
1635 DEADWOOD AVENUE
RAPID CITY, SOUTH DAKOTA 57702
PH: (605) 791-1736

Albertson Engineering Inc.
ALBERTSON ENGINEERING, INC.
3202 WEST MAIN STREET, SUITE C
RAPID CITY, SOUTH DAKOTA 57702
PH: (605) 343-9606

FARRIS ENGINEERING
OMAHA | LINCOLN | DENVER | COLORADO SPRINGS
farrisbros.com
PE# 182043
FARRIS ENGINEERING
12700 WEST DODGE ROAD
OMAHA, NEBRASKA 68154
PH: (402) 330-5900

REGISTERED PROFESSIONAL ENGINEER
REG. NO. 13170
MATTHEW R. KOSCAK
SOUTH DAKOTA
11-23-20

ARCHITECT

FOURFRONT DESIGN INC.
FOURFRONT DESIGN, INC.
517 7TH STREET
RAPID CITY, SOUTH DAKOTA 57701
PH: (605) 342-9470
FAX: (605) 342-2377
WWW.FOURFRONTDESIGN.COM

16.2330.A08

Drawing Title	LARGE-SCALE VIEWS
Approved: Project Director	Omaha VA Medical Center
Project Title	VA NWIHCS OMC CAMPUS - AE Construct Sterile Processing Service
Location	4101 Woolworth Ave #4199 Omaha, Ne 68105
Date	11 / 23 / 2020
Checked	RD
Drawn	JB
Project Number	16.2330.A08
Building Number	25
Drawing Number	M 4.01
Dwg. 123 of 193	

Office of Construction and Facilities Management

Department of Veterans Affairs

VA FORM 08-6231

2/23/2024 10:17:41 AM