

A

3

3

0

E

7

No	REVISION	DATE

AST  **SPECIALIZED
ENGINEERING
SOLUTIONS**

10360 Ellison Circle
Omaha, NE 68134

Phone: 402.991.5520
www.specializedeng.com


ANDERSON

13605 1st Ave. N. #100 Plymouth, MN 55441
P 763.412.4000 | F 763.412.4090 | ae-mn.com
Anderson Engineering of Minnesota, LLC | Proj # 16305

2	
---	--

PROJECT TITLE		DATE:	
EHRM INFRASTRUCTURE UPGRADES		03/30/2022	
		PLOT SCALE	
PROJECT NO		656-2D-235	
BUILDING NO	CHECKED BY	DRAWN	DRAWING NO
2	EM	EM	2-G1000
LOCATION		FULLY COVERED	
VA MEDICAL CENTER ST. CLOUD, MN 56303		SPRINKLERED DWG. OF	

--	--



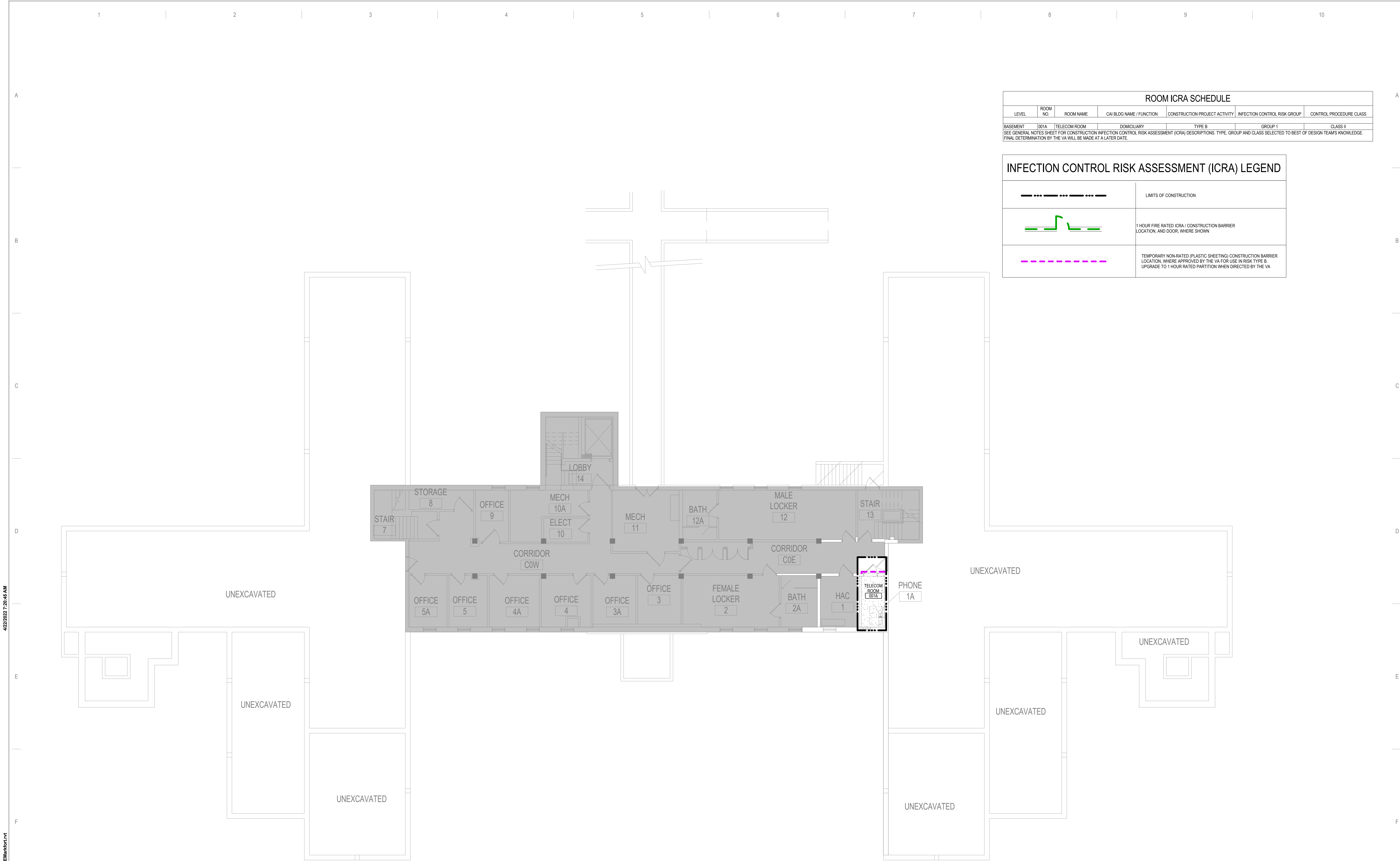
ROOM SCHEDULE																
NO	NAME	CABLE	PATCH PANEL	FIBER	POWER	BONDING	UPS	DEDICATED COOLING	TEMPERATURE	HUMIDITY	RACK SINKS	SPACE	AREA	WIDTH (FT)	LENGTH (FT)	REMARKS
BASEMENT																
001A	TELECOM ROOM	X	X	X			X		X	X	X		64 SF	5.4	11.8	UPDATE EXIST IT/DATA ROOM TO EHRM TELECOM ROOM STANDARDS. SEE TELECOM DRAWINGS

HAZARDOUS MATERIAL SCHEDULE				
LEVEL	ROOM NO.	ROOM NAME	QUESTIONABLE HAZARDOUS ELEMENT	POSSIBLE ABATEMENT ACTION
BASEMENT	001A	TELECOM ROOM	NONE. SEE 2-HA-1A	NONE. ACM TO REMAIN UNDISTURBED
HAZARDOUS MATERIALS MAY BE ENCOUNTERED THROUGHOUT THE DISTRIBUTION TROUBLESHOOTING THROUGH CEILING PLenums AND UTILITY TUNNELS. INSTALLATION OF DISTRIBUTION SHALL NOT BE A QUESTIONABLE HAZARDOUS MATERIAL				

ICRA PHASE CONSTRUCTION ROOM SCHEDULE										
LEVEL	ROOM NO.	ROOM NAME	CAI BLDG NAME / FUNCTION	CONSTRUCTION PROJECT ACTIVITY	INFECTION CONTROL RISK GROUP	CONTROL PROCEDURE CLASS	SECTION	CONSTRUCTION ZONE / OCCUPIED CONSTR	DAY	NIGHT
BASSEMENT	001A	TELECOM ROOM	DOMICULARY	TYPE B	GROUP I	CLASS II	EAST	OCCUPIED CONSTRUCTION	DAY	
SEE GENERAL NOTES SHEET FOR CONSTRUCTION INFECTION CONTROL RISK ASSESSMENT (ICRA) DESCRIPTIONS. TYPE, GROUP AND CLASS SELECTED TO BEST OF DESIGN TEAMS KNOWLEDGE. FINAL DETERMINATION BY THE VA WILL BE MADE AT A LATER DATE.										

LEAK PREVENTION / DIVERter SCHEDULE				
LEVEL	ROOM NO.	ROOM NAME	OVERHEAD LEAK DIVERter AND DRAIN PIPING	LEAK PREVENTION BARRIER WATERPROOFING
BASEMENT	001A	TELECOM ROOM	YES	MWP INT= WEST SEE GENERAL NOTES SHEET FOR DETAIL. MWP = MEMBRANE WATERPROOFING, MASONRY + FLUID-APPLIED WATERPROOFING, INT = INTERIOR, EXT = EXTERIOR

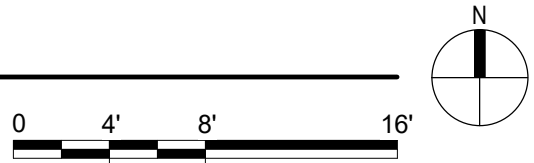
[illegible]



ROOM ICRA SCHEDULE						
LEVEL	ROOM NO.	ROOM NAME	CAI BLDG NAME / FUNCTION	CONSTRUCTION PROJECT ACTIVITY	INFECTION CONTROL RISK GROUP	CONTROL PROCEDURE CLASS
BASEMENT	101A	TELECOM ROOM	DOMICILIARY	TYPE B	GROUP 1	CLASS II
SEE GENERAL NOTES SHEET FOR CONSTRUCTION INFECTION CONTROL RISK ASSESSMENT (ICRA) DESCRIPTIONS. TYPE, GROUP AND CLASS SELECTED TO BEST OF DESIGN TEAMS KNOWLEDGE. FINAL DETERMINATION BY THE VA WILL BE MADE AT A LATER DATE.						

INFECTION CONTROL RISK ASSESSMENT (ICRA) LEGEND	
	LIMITS OF CONSTRUCTION
	1 HOUR FIRE RATED ICRA / CONSTRUCTION BARRIER LOCATION, AND DOOR, WHERE SHOWN
	TEMPORARY NON-RATED (PLASTIC SHEETING) CONSTRUCTION BARRIER LOCATION, WHERE APPROVED BY THE VA FOR USE IN RISK TYPE B. UPGRADE TO 1 HOUR RATED PARTITION WHEN DIRECTED BY THE VA

1 BASEMENT - CONST BARRIER PLAN
1/8" = 1'-0"



No.	REVISION	DATE

CONSULTANT

SPECIALIZED ENGINEERING SOLUTIONS

10360 Ellison Circle
Omaha, NE 68134

Phone: 402.991.5520
www.specializedeng.com

ARCHITECT/ENGINEER OF RECORD

ANDERSON

13605 1st Ave. N. #100 Plymouth, MN 55441
P 763.412.4000 | F 763.412.4090 | ae-mn.com
Anderson Engineering of Minnesota, LLC | Proj # 16305

STAMP

I hereby certify that this plan, specification or report was prepared by me or under my direct supervision and that I am a duly Licensed Architect under the laws of the State of Minnesota.

Name:

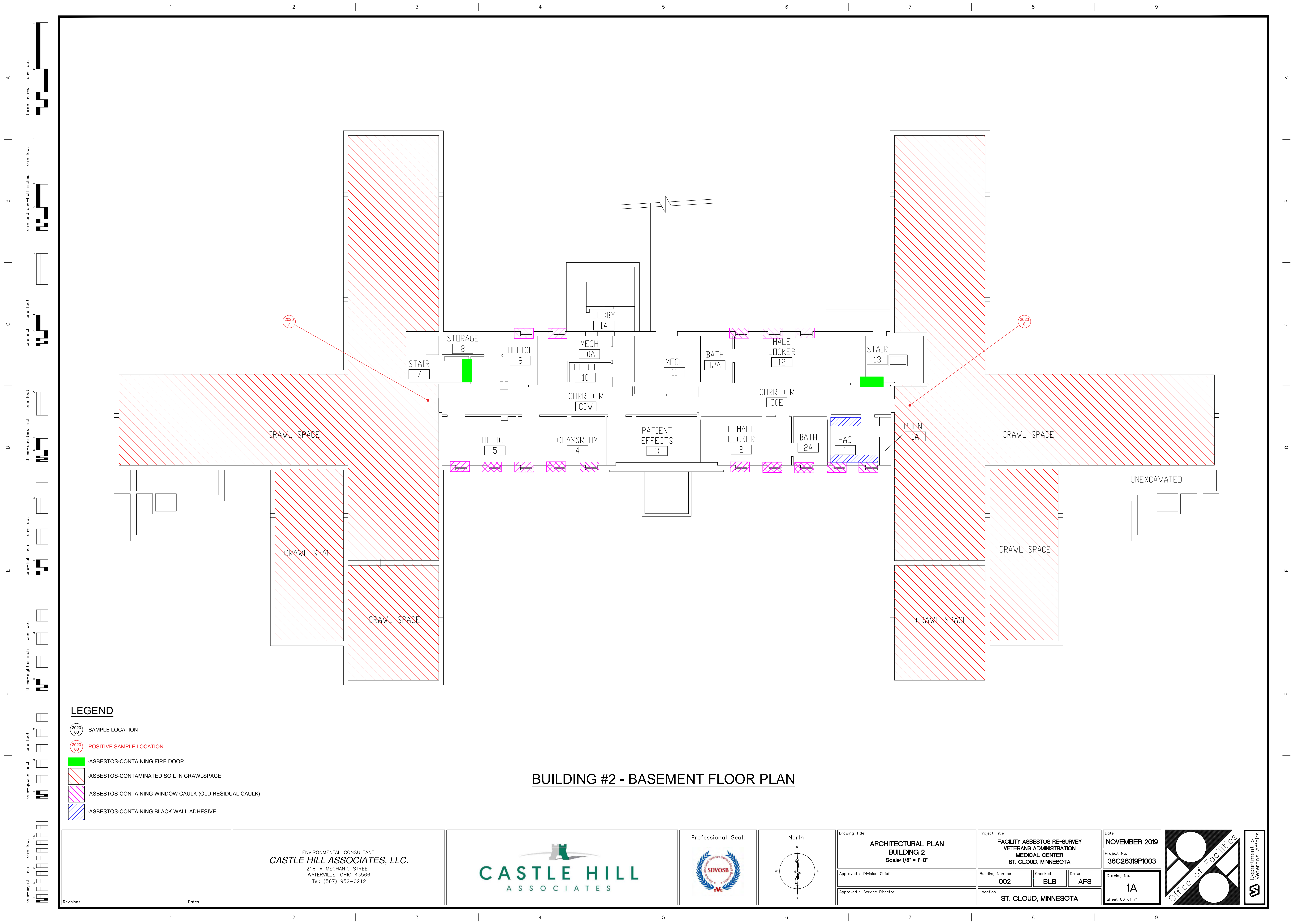
Typed or Printed Name: Tom Olesak
Date: 03/30/2022 License Number: MN# 18157

DRAWING TITLE

BASEMENT FLOOR INFECTION CONTROL & PHASING PLAN

PROJECT TITLE	DATE
EHM INFRASTRUCTURE UPGRADES	03/30/2022
BUILDING No.	CHECKED BY
2	EM
LOCATION	DRAWN
VA MEDICAL CENTER ST. CLOUD, MN 56303	BMW
FULLY SPRINKLERED	DWG. OF
PROJECT NO.	DRAWING NO.
656-21-235	2-G101

U.S. Department of Veterans Affairs
Veterans Health Administration
St. Cloud VA Health Care System



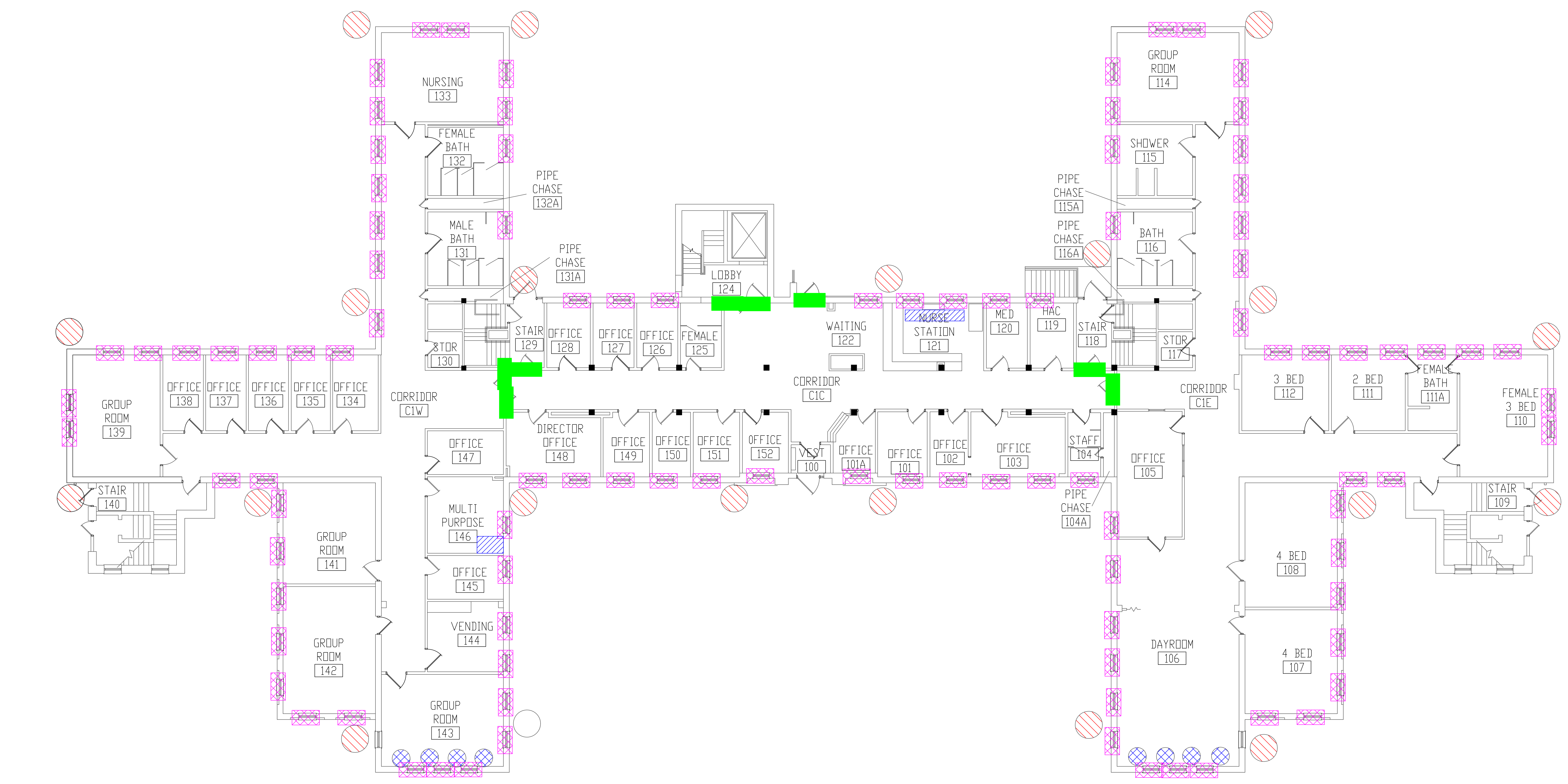
LEGEND

- SAMPLE LOCATION
- POSITIVE SAMPLE LOCATION
- ASBESTOS-CONTAINING FIRE DOOR
- ASBESTOS-CONTAMINATED SOIL IN CRAWLSPACE
- ASBESTOS-CONTAINING WINDOW CAULK (OLD RESIDUAL CAULK)
- ASBESTOS-CONTAINING BLACK WALL ADHESIVE

BUILDING #2 - BASEMENT FLOOR PLAN

<div>Revisions</div> <div>Dates</div>		<div>ENVIRONMENTAL CONSULTANT:</div> <div>CASTLE HILL ASSOCIATES, LLC.</div> <div>218-A MECHANIC STREET,</div> <div>WATERVILLE, OHIO 43566</div> <div>Tel: (567) 952-0212</div>	<div></div> <div>CASTLE HILL</div> <div>ASSOCIATES</div>	<div>Professional Seal:</div> <div></div>	<div>North:</div> <div></div>	<div>Drawing Title</div> <div>ARCHITECTURAL PLAN</div> <div>BUILDING 2</div> <div>Scale: 1/8" = 1'-0"</div> <div>Approved : Division Chief</div> <div>Approved : Service Director</div>	<div>Project Title</div> <div>FACILITY ASBESTOS RE-SURVEY</div> <div>VETERANS ADMINISTRATION</div> <div>MEDICAL CENTER</div> <div>ST. CLOUD, MINNESOTA</div> <div>Building Number</div> <div>002</div> <div>Checked</div> <div>BLB</div> <div>Drawn</div> <div>AFS</div> <div>Location</div> <div>ST. CLOUD, MINNESOTA</div>	<div>Date</div> <div>NOVEMBER 2019</div> <div>Project No.</div> <div>36C26319P1003</div> <div>Drawing No.</div> <div>1A</div> <div>Sheet 06 of 71</div>	<div></div> <div>Office of Facilities</div> <div></div> <div>Department of Veterans Affairs</div>
---------------------------------------	--	---	--	---	-------------------------------	---	--	---	---

three inches = one foot
one and one-half inches = one foot
one inch = one foot
three-quarters inch = one foot
one-half inch = one foot
three-eighths inch = one foot
one-quarter inch = one foot
one-eighth inch = one foot




- LEGEND**
- ASBESTOS-CONTAINING HARD FITTINGS ON FIBERGLASS
 - ASBESTOS-CONTAINING FIRE DOOR
 - ASBESTOS-CONTAINING WINDOW CAULK (OLD RESIDUAL CAULK)
 - ASBESTOS-CONTAINING BLACK WALL ADHESIVE
 - ASBESTOS-CONTAINING BLACK TAR ON RAIN LEADER DOWNSPOUT

BUILDING #2 - FIRST FLOOR PLAN

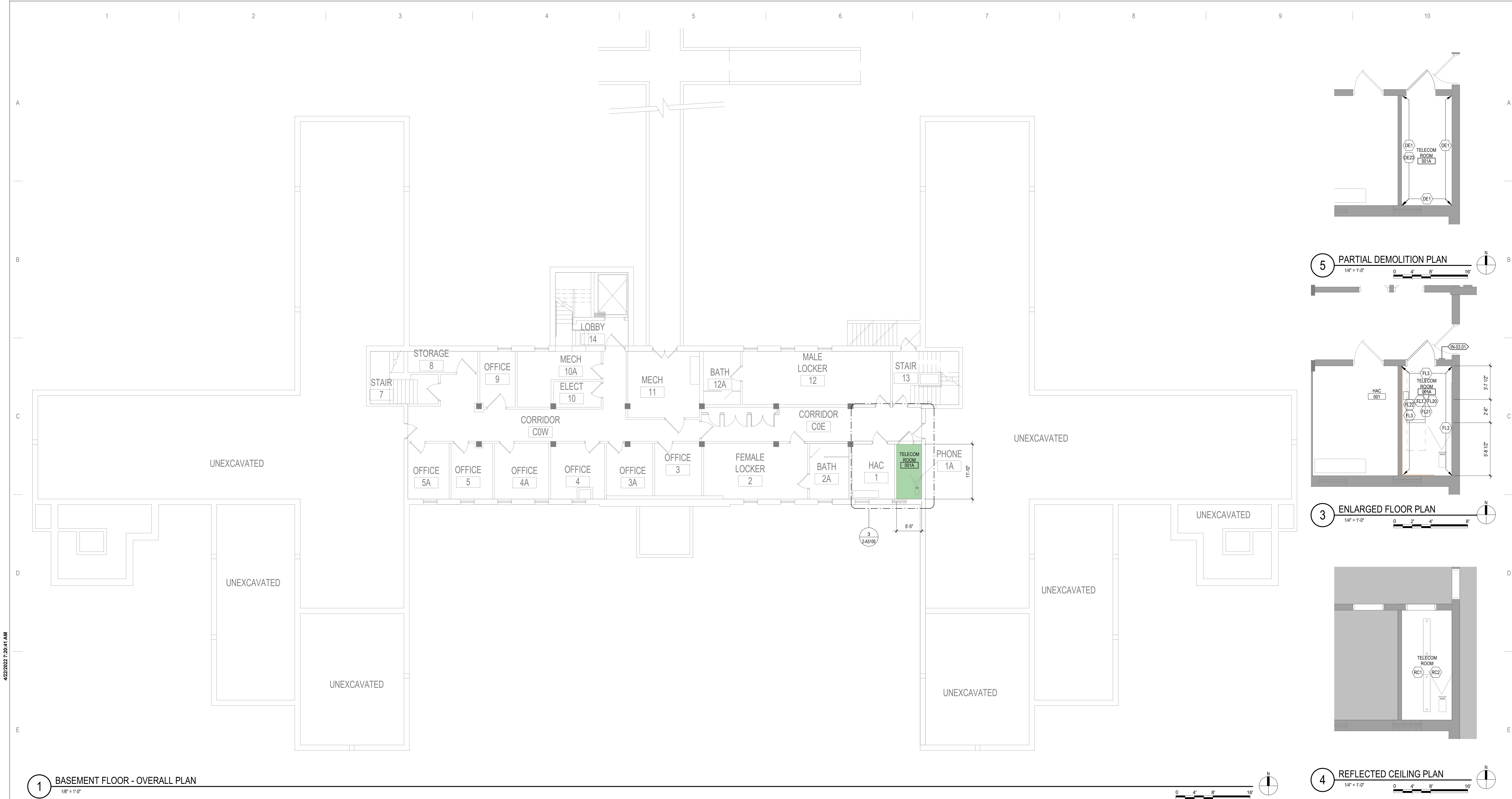
Revisions	Dates	ENVIRONMENTAL CONSULTANT: CASTLE HILL ASSOCIATES, LLC. 218-A MECHANIC STREET, WATERVILLE, OHIO 43566 Tel: (567) 952-0212		Professional Seal: 	North: 	Drawing Title ARCHITECTURAL PLAN BUILDING 2 Scale: 1/8" = 1'-0"	Project Title FACILITY ASBESTOS RE-SURVEY VETERANS ADMINISTRATION MEDICAL CENTER ST. CLOUD, MINNESOTA	Date NOVEMBER 2019		Department of Veterans Affairs
						Approved: Division Chief	Building Number 002	Checked BLB		
						Approved: Service Director	Location ST. CLOUD, MINNESOTA		Sheet 07 of 71	

The floor plan illustrates the layout of the second floor, featuring a central corridor (C2C) that serves as the main access point for various rooms. The rooms are organized into several wings, each with its own set of rooms and utility areas. The plan includes a central lobby area and several smaller utility rooms like a linen closet and a medical room. The rooms are labeled with their function and number, such as 4 BED 236, 2 BED 230, and 1 BED 226. Utility areas include a laundry room, shower, and multiple pipe chases. Stairwells are located at various points along the perimeter. The plan also shows a central lobby area and several smaller utility rooms like a linen closet and a medical room.

-  -ASBESTOS-CONTAINING FIRE DOOR
- -ASBESTOS-CONTAINING WINDOW CAULK (OLD RESIDUAL CAULK)

BUILDING #2 - SECOND FLOOR PLAN

		ENVIRONMENTAL CONSULTANT: CASTLE HILL ASSOCIATES, LLC. 218-A MECHANIC STREET, WATERVILLE, OHIO 43566 Tel: (567) 952-0212				Professional Seal: 		North: 		Drawing Title ARCHITECTURAL PLAN BUILDING 2 Scale: 1/8" = 1'-0"		Project Title FACILITY ASBESTOS RE-SURVEY VETERANS ADMINISTRATION MEDICAL CENTER ST. CLOUD, MINNESOTA		Date NOVEMBER 2019 Project No. 36C26319P1003					
Revisions		Dates								Approved : Division Chief Approved : Service Director		Building Number 002		Checked BLB		Drawn AFS		Drawing No. 3A Sheet 08 of 71	
												Location ST. CLOUD, MINNESOTA							



1 BASEMENT FLOOR - OVERALL PLAN
1/8" = 1'-0"

5 PARTIAL DEMOLITION PLAN
1/4" = 1'-0"

3 ENLARGED FLOOR PLAN
1/4" = 1'-0"

4 REFLECTED CEILING PLAN
1/4" = 1'-0"

DEMOLITION PLAN KEYED NOTES

DE1 PREPARE WALL FOR PLYWOOD BACKBOARD INSTALLATION AND EHRM REQUIREMENTS. SEE FLOOR PLAN AND TELECOM DRAWINGS

DE23 PREPARE EXISTING PARTITION FOR LEAK PREVENTION BARRIER. SEE FLOOR PLAN AND SHEET AS601

NOTE: NOT ALL KEYED NOTES MAY BE USED ON EACH PLAN

FLOOR PLAN KEYED NOTES

FL1 ALL FOUR PERIMETER WALL PARTITIONS APPLY 4" BY 8" AG GRADE 3/4" TRADE SIZE FIRE RATED PLYWOOD BACKBOARD FINISHED WITH HIGH-GLOSS WHITE PAINT OVER TWO COATS OF FIRE RESISTANT PAINT FOR SERVICE PROVIDER / SECURITY / VIDEO / ET CETERA. DO NOT PAINT OVER FIRE RATING STAMP.

FL3 UPGRADE PARTITION TO 1 HOUR FIRE AND SMOKE BARRIER. PROVIDE TESTED HEAD OF PARTITION ASSEMBLY WITH MATERIALS THAT RESIST THE PASSAGE OF SMOKE. SEAL JOINT AT HEAD AND ALL PENETRATIONS WITH FIRE CAULK.

FL20 TELECOM EQUIPMENT. SEE TELECOM DRAWINGS.

FL21 OVERHEAD LEAK DIVERter. SEE PLUMBING.

FL22 LEAK PREVENTION BARRIER WATERPROOFING DETAIL AT EXISTING PARTITION. SEE AS601.

NOTE: NOT ALL KEYED NOTES MAY BE USED ON EACH PLAN

FLOOR PLAN KEYED NOTES

REFLECTED CEILING PLAN KEYED NOTES

RC1 LED LIGHTING. SEE ELECTRICAL. IN FRONT OF AND BEHIND CABINET ROWS PROVIDE 500 LUMENS IN HORIZONTAL AND 200 LUMENS IN THE VERTICAL AT 3 FT AFF. OPERATED BY MOTION SENSOR PER CABINET ROW OR SECTION.

RC2 OPEN TO STRUCTURAL FLOOR ABOVE

NOTE: NOT ALL KEYED NOTES MAY BE USED ON EACH PLAN

SHEET NOTES

- SEE GENERAL NOTES AND CAMPUS DRAWINGS FOR GENERAL INFORMATION, LIFE SAFETY, ICRA, AND PHASING
- ALL EXISTING CONDITIONS MUST BE FIELD VERIFIED BY THE CONTRACTOR PRIOR TO DEMOLITION OR CONSTRUCTION. EXISTING CONDITIONS THAT DIFFER FROM THOSE SHOWN MUST BE BROUGHT TO THE ATTENTION OF THE C.O.R. TO INFORM THE ARCHITECTS AND ENGINEERS.
- THE INFORMATION SHOWN ON THE DRAWINGS IS BASED ON DRAWINGS AND PHOTOGRAPHS PROVIDED BY THE C.O.R. COMBINED WITH OBSERVATIONS AND SURVEYED DATA FROM THE ARCHITECTS AND ENGINEERS.
- SEE CIVIL, STRUCTURAL, TELECOM, ELECTRICAL, MECHANICAL, AND PLUMBING DRAWINGS AND SPECIFICATIONS FOR ADDITIONAL DEMOLITION AND CONSTRUCTION REQUIREMENTS.
- PORTABLE FIRE EXTINGUISHERS (CO2 OR HALOGENATED TYPE AS DETERMINED BY VA WITH WALL MOUNT BRACKET AND CODE REQUIRED SIGNAGE SHALL BE PROVIDED BY THE CONTRACTOR WITHIN TELECOM ROOMS.

C:\Users\Public\Documents\Revit Projects\16305-2-AS1 - Enlarged.rvt

No.	REVISION	DATE

CONSULTANT

AST **SES** **SPECIALIZED ENGINEERING SOLUTIONS**

10360 Ellipse Circle
Omaha, NE 68134

Phone: 402.991.5530
www.specializedeng.com

ARCHITECT/ENGINEER OF RECORD

ANDERSON

13605 1st Ave. N. #100 Plymouth, MN 55441
P 763.412.4000 | F 763.412.4090 | ae-mn.com
Anderson Engineering of Minnesota, LLC | Proj # 16305

STAMP

I hereby certify that this plan, specification or report was prepared by me or under my direct supervision and that I am a duly Licensed Architect under the laws of the State of Minnesota.

Name: *Tom Olezak*

Typed or Printed Name: Tom Olezak

Date: 03/30/2022 License Number: MN# 18157

DRAWING TITLE
BASEMENT PLANS

PROJECT FILE
EHRM INFRASTRUCTURE UPGRADES

DATE
03/30/2022

PLOT SCALE
656-21-235

DRAWING NO.
2-AS100

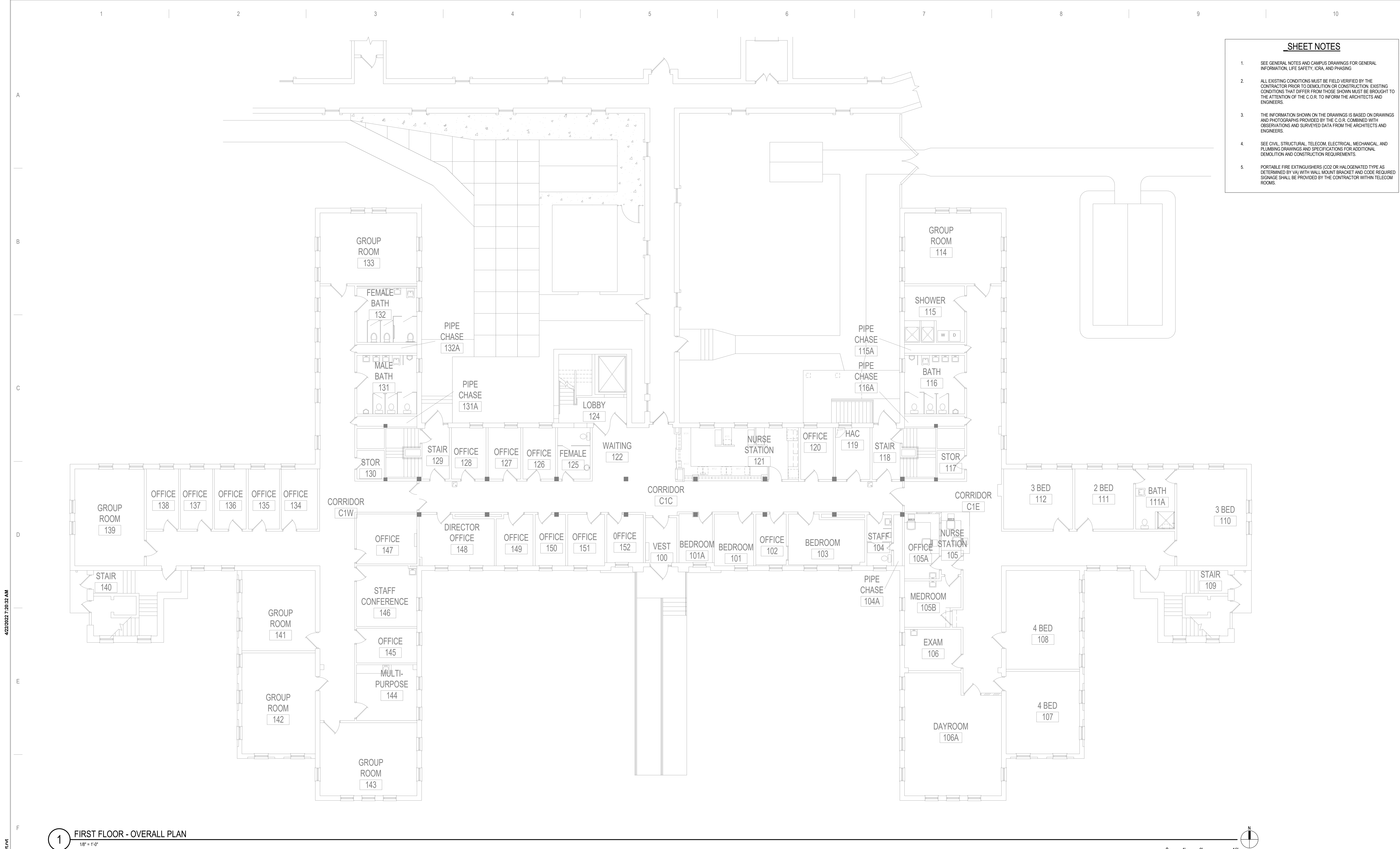
LOCATION
VA MEDICAL CENTER
ST. CLOUD, MN 56303

FULLY
SPRINKLERED

DWG. OF

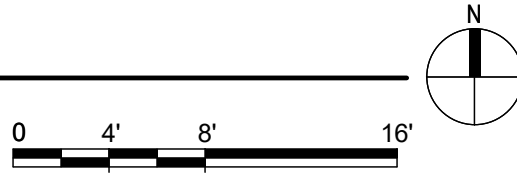
VA

U.S. Department of Veterans Affairs
Veterans Health Administration
St. Cloud VA Health Care System









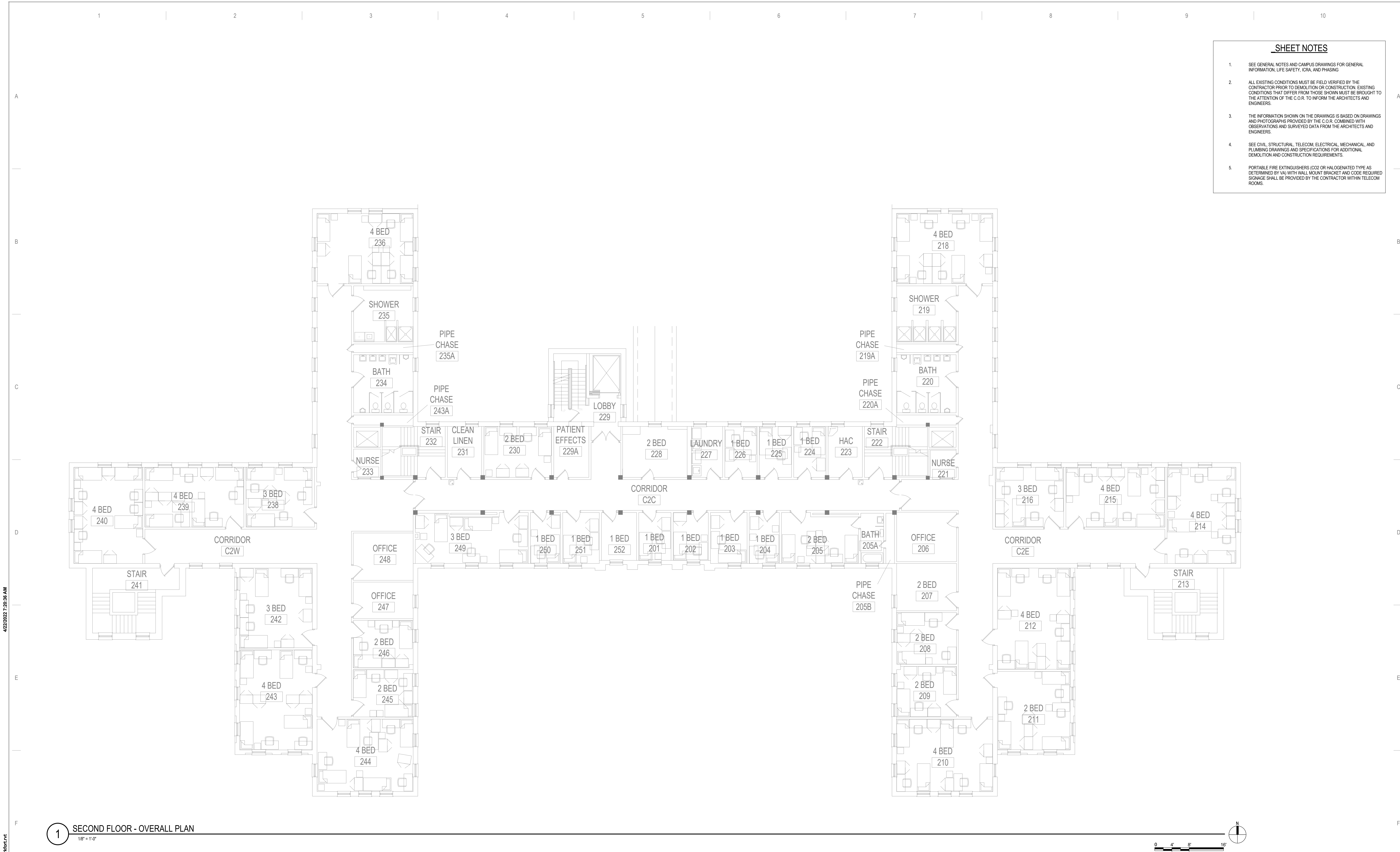
- SHEET NOTES**
- SEE GENERAL NOTES AND CAMPUS DRAWINGS FOR GENERAL INFORMATION, LIFE SAFETY, ICRA, AND PHASING
 - ALL EXISTING CONDITIONS MUST BE FIELD VERIFIED BY THE CONTRACTOR PRIOR TO DEMOLITION OR CONSTRUCTION. EXISTING CONDITIONS THAT DIFFER FROM THOSE SHOWN MUST BE BROUGHT TO THE ATTENTION OF THE C.O.R. TO INFORM THE ARCHITECTS AND ENGINEERS.
 - THE INFORMATION SHOWN ON THE DRAWINGS IS BASED ON DRAWINGS AND PHOTOGRAPHS PROVIDED BY THE C.O.R. COMBINED WITH OBSERVATIONS AND SURVEYED DATA FROM THE ARCHITECTS AND ENGINEERS.
 - SEE CIVIL, STRUCTURAL, TELECOM, ELECTRICAL, MECHANICAL, AND PLUMBING DRAWINGS AND SPECIFICATIONS FOR ADDITIONAL DEMOLITION AND CONSTRUCTION REQUIREMENTS.
 - PORTABLE FIRE EXTINGUISHERS (CO2 OR HALOGENATED TYPE AS DETERMINED BY VA) WITH WALL MOUNT BRACKET AND CODE REQUIRED SIGNAGE SHALL BE PROVIDED BY THE CONTRACTOR WITHIN TELECOM ROOMS.

1 FIRST FLOOR - OVERALL PLAN
1/8" = 1'-0"



C:\Users\Public\Documents\Revit Projects\16305-2-2021 - Elnarkort.rvt 4/22/2022 7:20:32 AM

<table><tr><td>No.</td><td>REVISION</td><td>DATE</td></tr><tr><td> </td><td> </td><td> </td></tr><tr><td> </td><td> </td><td> </td></tr><tr><td> </td><td> </td><td> </td></tr><tr><td> </td><td> </td><td> </td></tr><tr><td> </td><td> </td><td> </td></tr><tr><td> </td><td> </td><td> </td></tr></table>	No.	REVISION	DATE																			<p>CONSULTANT</p> <div><p>SPECIALIZED ENGINEERING SOLUTIONS</p><p>10360 Ellison Circle Omaha, NE 68134</p><p>Phone: 402.991.5520 www.specializedeng.com</p></div>	<p>ARCHITECT/ENGINEER OF RECORD</p> <div><p>ANDERSON</p><p>13605 1st Ave. N. #100 Plymouth, MN 55441 P 763.412.4000 F 763.412.4090 ae-mn.com Anderson Engineering of Minnesota, LLC Proj # 16305</p></div>	<p>STAMP</p> <p>I hereby certify that this plan, specification or report was prepared by me or under my direct supervision and that I am a duly Licensed Architect under the laws of the State of Minnesota.</p> <p>Name: </p> <p>Typed or Printed Name: Tom Olesak Date: 03/30/2022 License Number: MN# 18157</p>	<table><tr><td colspan="2">DRAWING TITLE</td></tr><tr><td colspan="2">FIRST FLOOR - OVERALL PLAN</td></tr></table> <table><tr><td>PROJECT TITLE</td><td>DATE</td></tr><tr><td>EHRM INFRASTRUCTURE UPGRADES</td><td>03/30/2022</td></tr><tr><td>BUILDING No.</td><td>PLOT SCALE</td></tr><tr><td>2</td><td>656-21-235</td></tr><tr><td>CHECKED BY</td><td>DRAWN</td></tr><tr><td>EM</td><td>EM</td></tr><tr><td>LOCATION</td><td>DRAWING NO.</td></tr><tr><td>VA MEDICAL CENTER ST. CLOUD, MN 56303</td><td>2-AS110</td></tr><tr><td>FULLY SPRINKLERED</td><td>DWG. OF</td></tr></table> <div><p>U.S. Department of Veterans Affairs Veterans Health Administration St. Cloud VA Health Care System</p></div>	DRAWING TITLE		FIRST FLOOR - OVERALL PLAN		PROJECT TITLE	DATE	EHRM INFRASTRUCTURE UPGRADES	03/30/2022	BUILDING No.	PLOT SCALE	2	656-21-235	CHECKED BY	DRAWN	EM	EM	LOCATION	DRAWING NO.	VA MEDICAL CENTER ST. CLOUD, MN 56303	2-AS110	FULLY SPRINKLERED	DWG. OF
No.	REVISION	DATE																																													
DRAWING TITLE																																															
FIRST FLOOR - OVERALL PLAN																																															
PROJECT TITLE	DATE																																														
EHRM INFRASTRUCTURE UPGRADES	03/30/2022																																														
BUILDING No.	PLOT SCALE																																														
2	656-21-235																																														
CHECKED BY	DRAWN																																														
EM	EM																																														
LOCATION	DRAWING NO.																																														
VA MEDICAL CENTER ST. CLOUD, MN 56303	2-AS110																																														
FULLY SPRINKLERED	DWG. OF																																														



- SHEET NOTES**
- SEE GENERAL NOTES AND CAMPUS DRAWINGS FOR GENERAL INFORMATION, LIFE SAFETY, ICRA, AND PHASING.
 - ALL EXISTING CONDITIONS MUST BE FIELD VERIFIED BY THE CONTRACTOR PRIOR TO DEMOLITION OR CONSTRUCTION. EXISTING CONDITIONS THAT DIFFER FROM THOSE SHOWN MUST BE BROUGHT TO THE ATTENTION OF THE C.O.R. TO INFORM THE ARCHITECTS AND ENGINEERS.
 - THE INFORMATION SHOWN ON THE DRAWINGS IS BASED ON DRAWINGS AND PHOTOGRAPHS PROVIDED BY THE C.O.R. COMBINED WITH OBSERVATIONS AND SURVEYED DATA FROM THE ARCHITECTS AND ENGINEERS.
 - SEE CIVIL, STRUCTURAL, TELECOM, ELECTRICAL, MECHANICAL, AND PLUMBING DRAWINGS AND SPECIFICATIONS FOR ADDITIONAL DEMOLITION AND CONSTRUCTION REQUIREMENTS.
 - PORTABLE FIRE EXTINGUISHERS (CO2 OR HALOGENATED TYPE AS DETERMINED BY VA) WITH WALL MOUNT BRACKET AND CODE REQUIRED SIGNAGE SHALL BE PROVIDED BY THE CONTRACTOR WITHIN TELECOM ROOMS.

1 SECOND FLOOR - OVERALL PLAN
1/8" = 1'-0"

No	REVISION	DATE

CONSULTANT



**SPECIALIZED
ENGINEERING
SOLUTIONS**

10360 Ellison Circle
Omaha, NE 68134

Phone: 402.991.5530
www.specializedeng.com

ARCHITECT/ENGINEER OF RECORD



13605 1st Ave. N. #100 Plymouth, MN 55441
P 763.412.4000 | F 763.412.4090 | ae-mn.com
Anderson Engineering of Minnesota, LLC | **Proj # 16305**

STAMP

I hereby certify that this plan, specification or report was prepared by me or under my direct supervision and that I am a duly Licensed Architect under the laws of the State of Minnesota.

Name: 

Typed or Printed Name: Tom Olesak
Date: 03/30/2022 License Number: MN# 18157

DRAWING TITLE

SECOND FLOOR - OVERALL
PLAN

PROJECT TITLE		DATE	
EHRM INFRASTRUCTURE UPGRADES		03/30/2022	
PLOT SCALE		DATE	
PROJECT NO.		DRAWING NO.	
656-21-235		2-AS120	
BUILDING No	CHECKED BY	DRAWN	DATE
2	EM	EM	
LOCATION		FULLY	
VA MEDICAL CENTER ST. CLOUD, MN 56303		SPRINKLERED	



**U.S. Department
of Veterans Affairs**
Veterans Health
Administration
St. Cloud VA
Health Care System

1 2 3 4 5 6 7 8 9 10

A

B

C

D

E

F

GENERAL NOTES:

A. REFER TO GENERAL DEMOLITION NOTES ON SHEET T000 FOR ADDITIONAL DEMOLITION SCOPE.

SHEET NOTES:

1. REMOVE AND REPLACE EXISTING DATA CABLE. REMOVE ALL EXISTING DATA CABLES AND JACKS THROUGHOUT THIS AREA. REPLACE CABLES AND JACKS 1 FOR 1, AS REQUIRED BY THE NEW WORK PLANS. REFER TO NEW WORK PLANS FOR SERVING COMMUNICATIONS ROOM LOCATION AND NEW CABLING ROUTES.

A

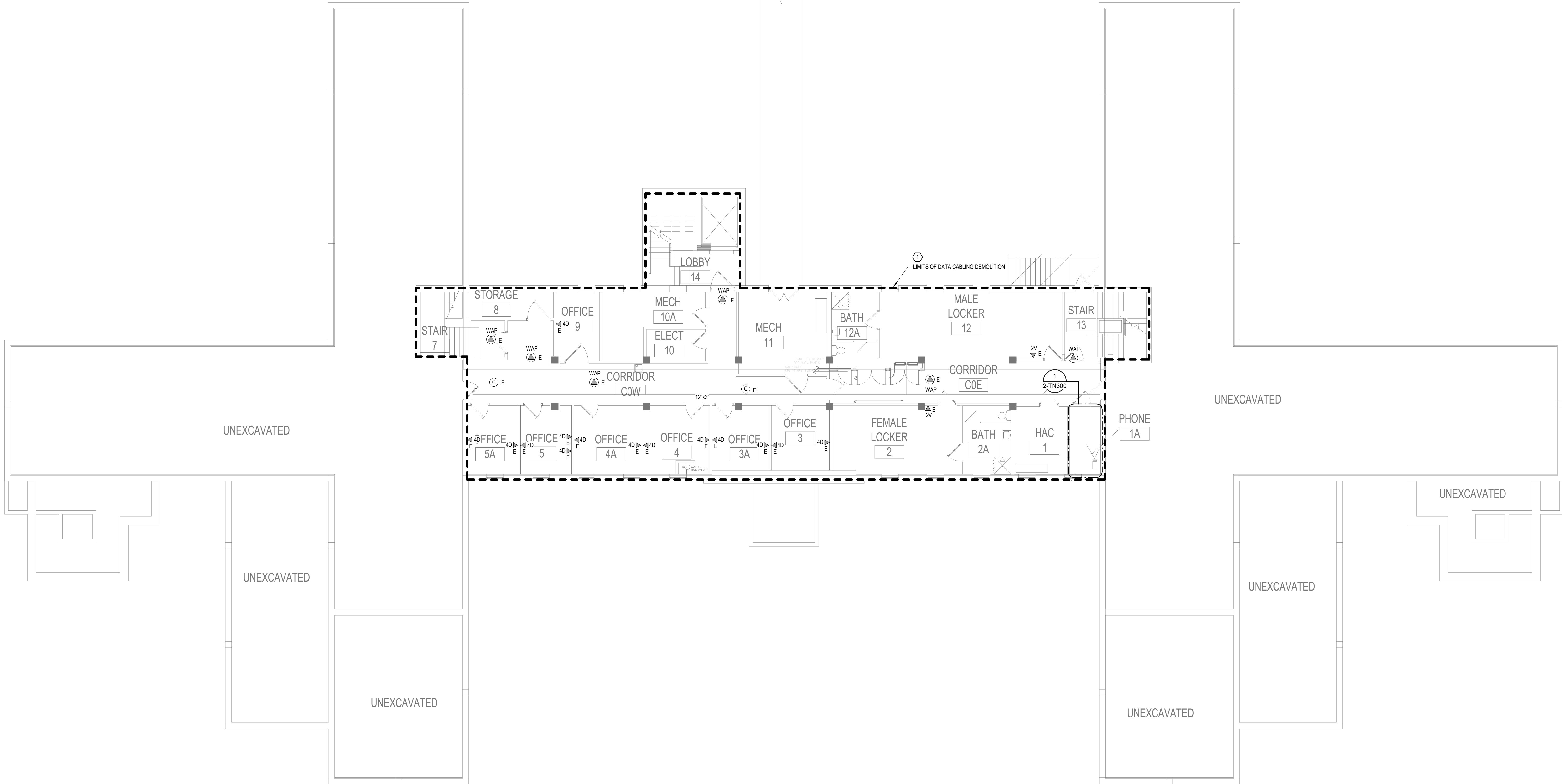
B

C

D

E

F



1 BASEMENT FLOOR PLAN - TELECOM - DEMOLITION
1/8" = 1'-0"



BIM 360://21102.001 - VA St Cloud EHRM Infrastructure Upgrades/656-235 B02.T_R21.rvt 5/11/2022 3:05:18 PM

No	REVISION	DATE

CONSULTANT

AST

SES

SPECIALIZED
ENGINEERING
SOLUTIONS

10360 Ellipse Circle
Omaha, NE 68134

Phone: 402.991.5520
www.specializedeng.com

ARCHITECT/ENGINEER OF RECORD

ANDERSON

13605 1st Ave. N. #100 Plymouth, MN 55441
P 763.412.4000 | F 763.412.4090 | ae-mn.com
Anderson Engineering of Minnesota, LLC | Proj # 16305

STAMP

REGISTERED COMMUNICATIONS DISTRIBUTION

Bicsi

Nathan Timm

BICS ID # 346555

EXPIRES 12-31-24

RECORDED

RECEIVED

5/11/2022

Nathan M. Timm

DRAWING TITLE

BASEMENT FLOOR PLAN -
TELECOM - DEMOLITION

PROJECT TITLE

EHRM INFRASTRUCTURE
UPGRADES

DATE

03/30/2022

PLOT SCALE

PROJECT NO.

656-21-235

DRAWING NO.

2-TD100

BUILDING NO.

2

CHECKED BY

KSB

DRAWN

SSK

LOCATION

VA MEDICAL CENTER
ST. CLOUD, MN 56303

FULLY
SPRINKLERED

DWG. OF

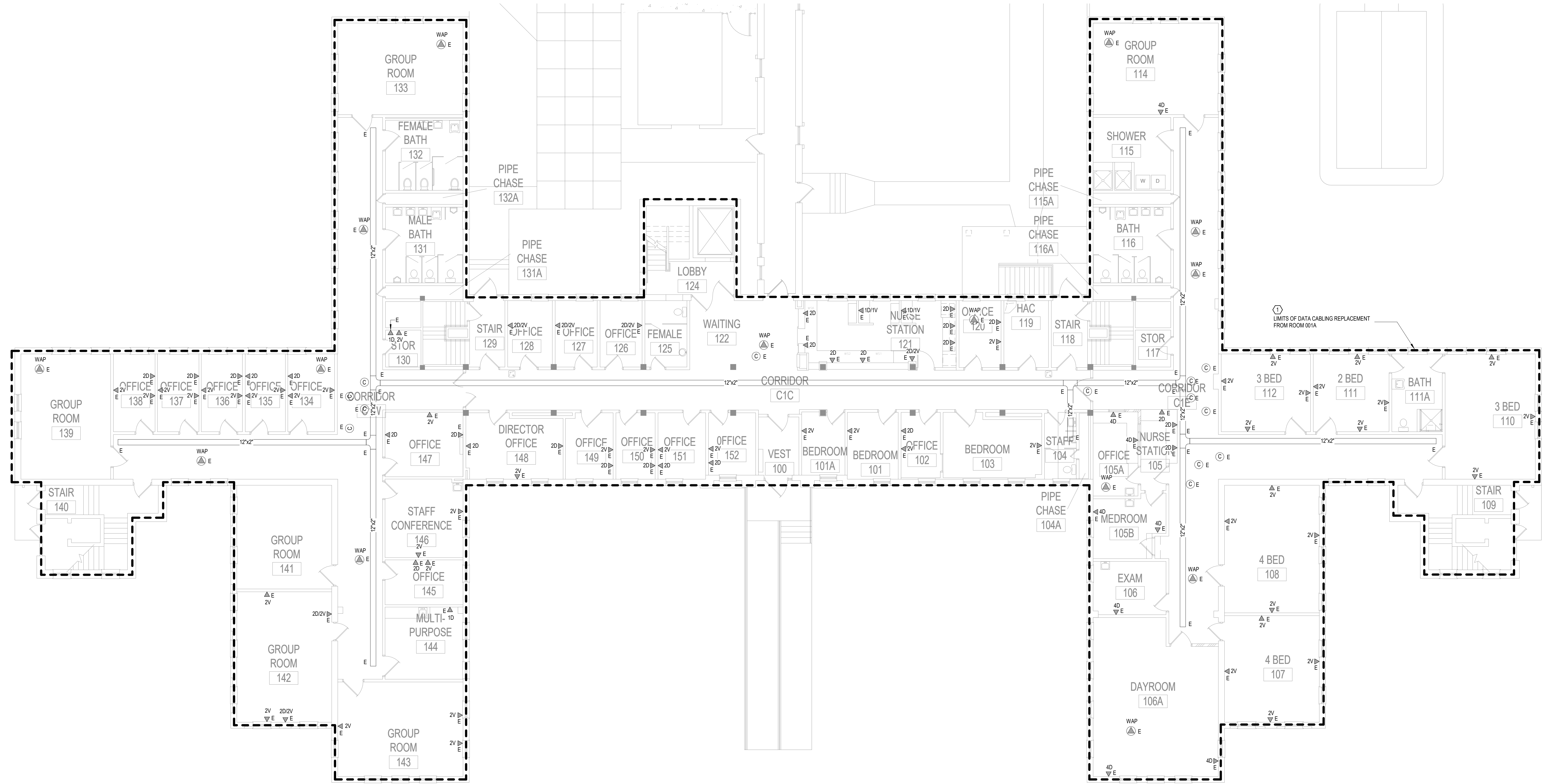
VA

U.S. Department
of Veterans Affairs

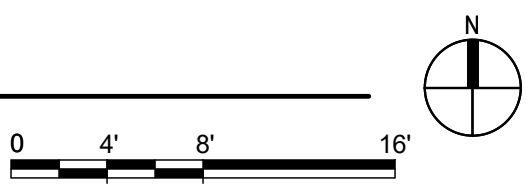
Veterans Health
Administration
St. Cloud VA
Health Care System

GENERAL NOTES:
A. REFER TO GENERAL DEMOLITION NOTES ON SHEET T000 FOR ADDITIONAL DEMOLITION SCOPE.

SHEET NOTES:
1. REMOVE AND REPLACE EXISTING DATA CABLE. REMOVE ALL EXISTING DATA CABLES AND JACKS THROUGHOUT THIS AREA. REPLACE CABLES AND JACKS 1 FOR 1, AS REQUIRED BY THE NEW WORK PLANS. REFER TO NEW WORK PLANS FOR SERVING COMMUNICATIONS ROOM LOCATION AND NEW CABLING ROUTES.



1 FIRST FLOOR PLAN - TELECOM - DEMOLITION
1/8" = 1'-0"



BIM 360://21102.001 - VA St Cloud EHRM Infrastructure Upgrades/656-235 B02.T_R21.rvt 5/11/2022 3:05:21 PM

No	REVISION	DATE


CONSULTANT



SPECIALIZED
ENGINEERING
SOLUTIONS


10360 Ellipse Circle
Omaha, NE 68134
Phone: 402.991.5520
www.specializedeng.com

ARCHITECT/ENGINEER OF RECORD



13605 1st Ave. N. #100 Plymouth, MN 55441
P 763.412.4000 | F 763.412.4090 | ae-mn.com
Anderson Engineering of Minnesota, LLC | Proj # 16305

STAMP



REGISTERED COMMUNICATIONS DISTRIBUTION
Nathan Timm
BICS1 ID # 346555
EXPIRES 12-31-24
Nathan M. Timm

DRAWING TITLE

FIRST FLOOR PLAN -
TELECOM - DEMOLITION

PROJECT FILE

EHRM INFRASTRUCTURE
UPGRADES

DATE
03/30/2022

PLOT SCALE

PROJECT NO.
656-21-235

DRAWING NO.
2-TD110

BUILDING NO.
2

CHECKED BY
KSB

DRAWN
SSK

LOCATION
VA MEDICAL CENTER
ST. CLOUD, MN 56303

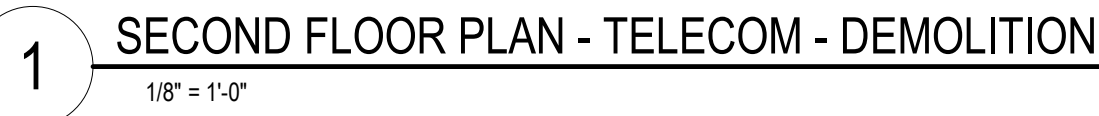
FULLY
SPRINKLERED

DWG. OF



U.S. Department
of Veterans Affairs
Veterans Health
Administration
St. Cloud VA
Health Care System

REMOVE AND REPLACE EXISTING DATA CABLE: REMOVE ALL EXISTING DATA CABLES AND JACKS THROUGHOUT THIS AREA. REPLACE CABLES AND JACKS 1 FOR 1, AS REQUIRED BY THE NEW WORK PLANS. REFER TO NEW WORK PLANS FOR SERVING COMMUNICATIONS ROOM LOCATION AND NEW CABLING ROUTES.



CONSULTANT

AST  **SPECIALIZED
ENGINEERING
SOLUTIONS**

10360 Ellisen Circle
Omaha, NE 68134

Phone: 402.991.5520
www.specializedeng.com

STAMP

REGISTERED COMMUNICATIONS DISTRIBUTION

Bicsi[®]

Nathan Timm

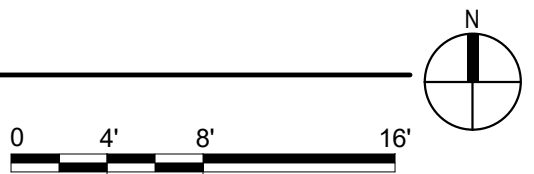
BICSI ID # 346555

EXPIRES 12-31-23

Nathan Timm

Nathan M. Timm

PROJECT TITLE		
EHRM INFRASTRUCTURE UPGRADES		
BUILDING No 2	CHECKED BY KSB	DRAWN SSK
LOCATION VA MEDICAL CENTER ST CLOUD, MN 56303		FULLY SPRINKLER



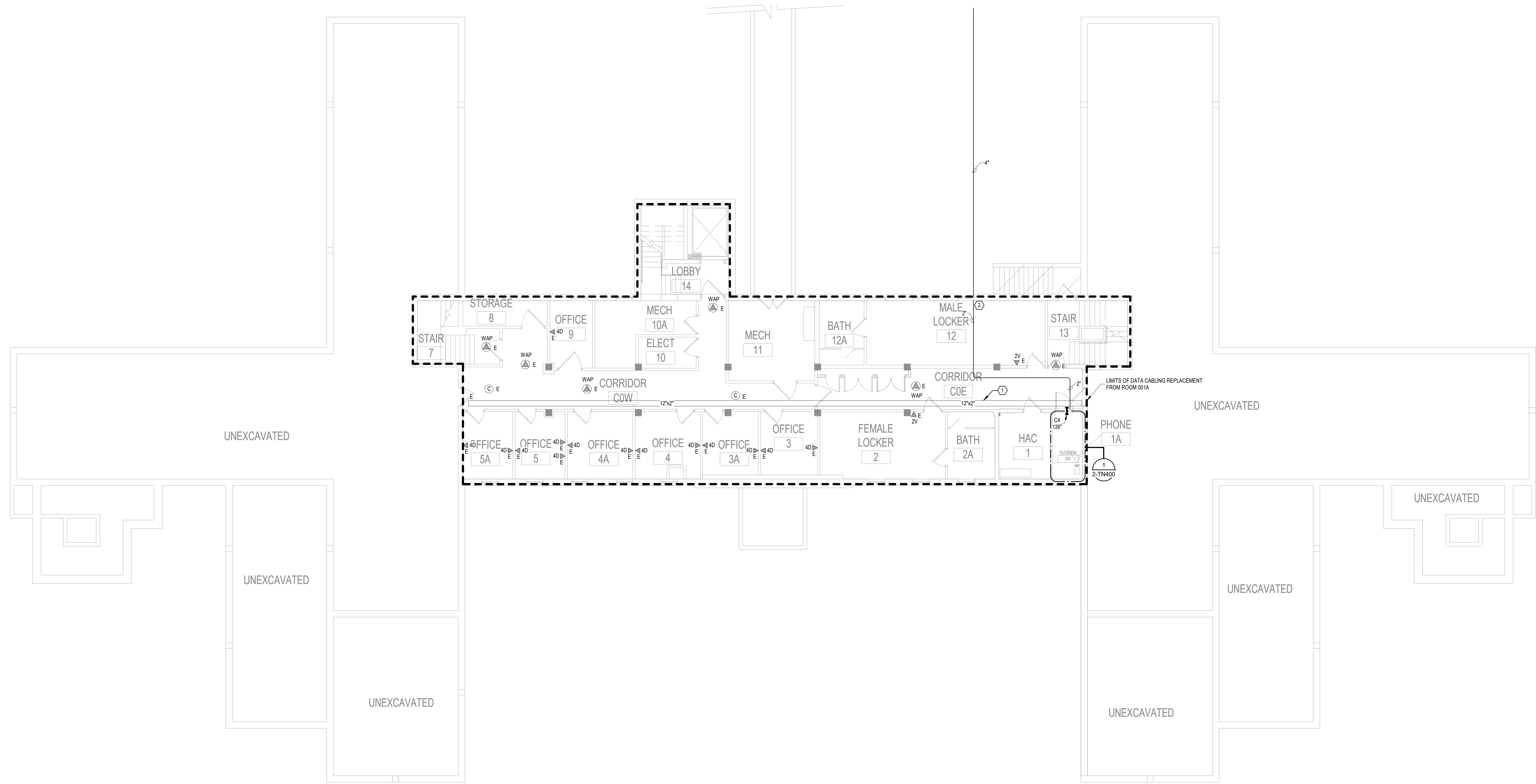
VA |  **U.S. Department
of Veterans Affairs**
Veterans Health
Administration
*St. Cloud VA
Health Care System*

GENERAL NOTES:

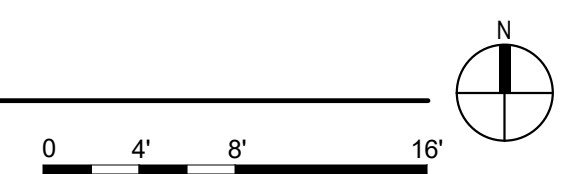
A. REFER TO GENERAL NOTES ON SHEET T000 FOR ADDITIONAL SCOPE.

SHEET NOTES:

1. CONTRACTOR TO PROVIDE NEW WIRE BASKET, AS NEEDED, TO MAINTAIN A 50% OR LESS FILL OF THE CABLE TRAY SYSTEM FOR THE FLOOR. THE NEW WIRE BASKET WILL MATCH THE SIZE AND DISTANCE, EITHER BESIDE OR BELOW THE EXISTING CABLE TRAY, TO MATCH THE EXISTING TELECOM CABLE TRAY.
2. PROVIDE JUNCTION BOX TO CONNECT FIBER CONDUIT ENTRY TO EXTEND CONDUIT PATHWAY TO THE NEW TELECOM ROOM.




1 BASEMENT FLOOR PLAN - TELECOMMUNICATIONS
1/8" = 1'-0"



No	REVISION	DATE

CONSULTANT

AST  **SPECIALIZED ENGINEERING SOLUTIONS**

10360 Ellison Circle
Omaha, NE 68134

Phone: 402-991-5520
www.specializedeng.com

ARCHITECT/ENGINEER OF RECORD

A N D E R S O N

13605 1st Ave. N. #100 Plymouth, MN 55441
P 763.412.4000 | F 763.412.4090 | ae-mn.com
Anderson Engineering of Minnesota, LLC | Proj # 16305

STAMP

REGISTERED COMMUNICATIONS DISTRIBUTION

Bicsi
Nathan Timm
BICSI ID # 346555
EXPIRES 12-31-23

Nathan Timm
Nathan M. Timm

DRAWING TITLE

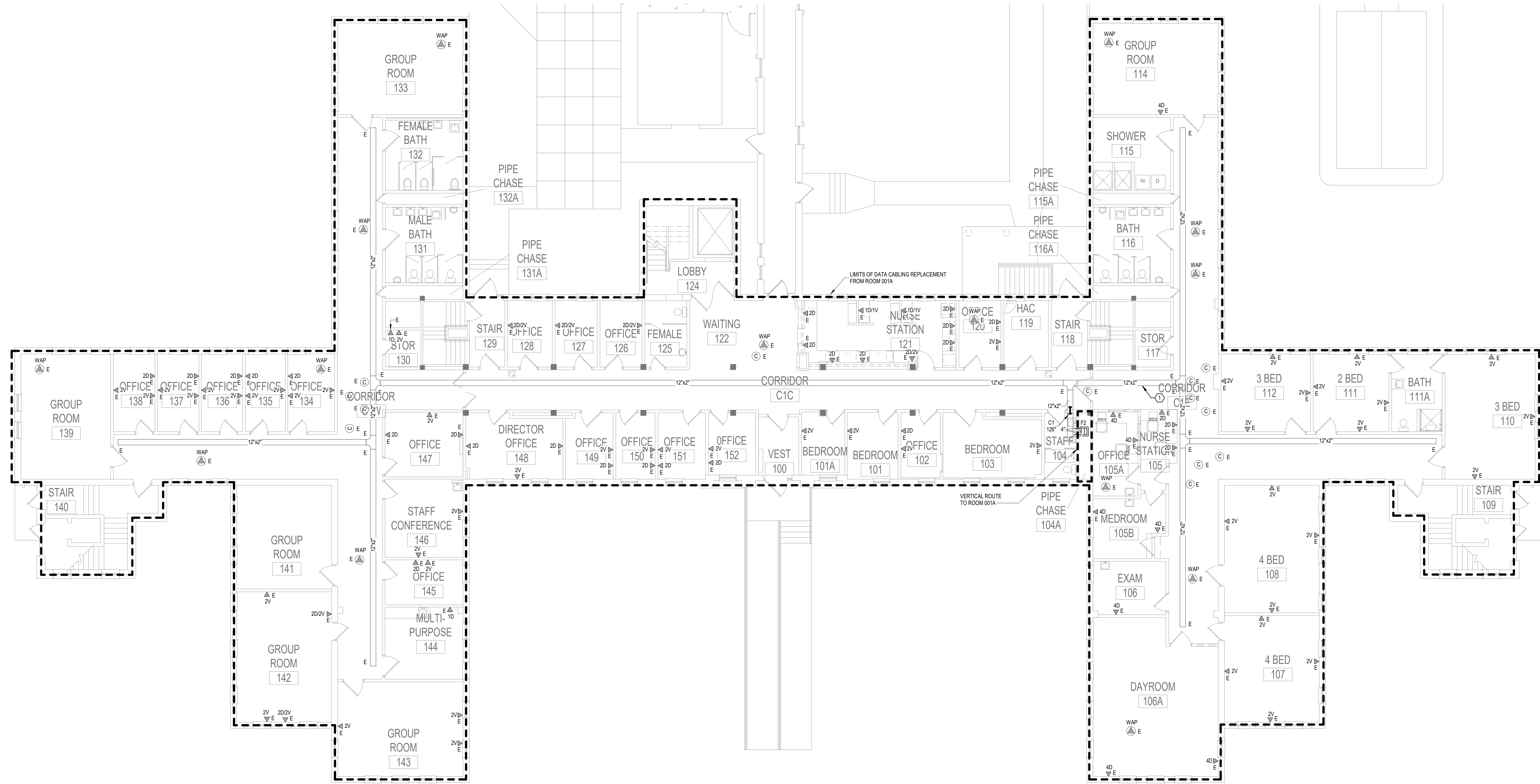
**BASEMENT FLOOR PLAN -
TELECOMMUNICATIONS**

PROJECT TITLE EHRM INFRASTRUCTURE UPGRADES		DATE: 03/30/2022	
		PLOT SCALE	
		PROJECT NO. 656-21-235	
BUILDING NO. 2	CHECKED BY KSB	DRAWN SSK	DRAWING NO. 2-TN100
LOCATION: VA MEDICAL CENTER ST.CLOUD, MN 56303		FULLY SPRINKLERED	
		DWG. OF	

VA |  **U.S. Department
of Veterans Affairs**
Veterans Health
Administration
St. Cloud VA
Health Care System

GENERAL NOTES:
A. REFER TO GENERAL NOTES ON SHEET T000 FOR ADDITIONAL SCOPE.

SHEET NOTES:
1. CONTRACTOR TO PROVIDE NEW WIRE BASKET, AS NEEDED, TO MAINTAIN A 50% OR LESS FILL OF THE CABLE TRAY SYSTEM FOR THE FLOOR. THE NEW WIRE BASKET WILL MATCH THE SIZE AND DISTANCE, EITHER BESIDE OR BELOW THE EXISTING CABLE TRAY, TO MATCH THE EXISTING TELECOM CABLE TRAY.



1 FIRST FLOOR PLAN - TELECOMMUNICATIONS
1/8" = 1'-0"



BIM 360://21102.001 - VA St Cloud EHRM Infrastructure Upgrades/656-235 B02.T_R21.rvt 5/11/2022 3:05:27 PM

No	REVISION	DATE

CONSULTANT

AST SES SPECIALIZED ENGINEERING SOLUTIONS

10360 Ellipse Circle
Omaha, NE 68134

Phone: 402.991.5530
www.specializedeng.com

ARCHITECT/ENGINEER OF RECORD

ANDERSON

13605 1st Ave. N. #100 Plymouth, MN 55441
P 763.412.4000 | F 763.412.4090 | ae-mn.com
Anderson Engineering of Minnesota, LLC | Proj # 16305

STAMP

Bicsi
Nathan Timm
BICS I ID # 346555
EXPIRES 12-31-24

DRAWING TITLE

FIRST FLOOR PLAN - TELECOMMUNICATIONS

PROJECT FILE

EHRM INFRASTRUCTURE UPGRADES

DATE
03/30/2022

PLOT SCALE
656-21-235

DRAWING NO.
2-TN110

LOCATION
VA MEDICAL CENTER
ST. CLOUD, MN 56303

FULLY SPRINKLERED

DWG. OF

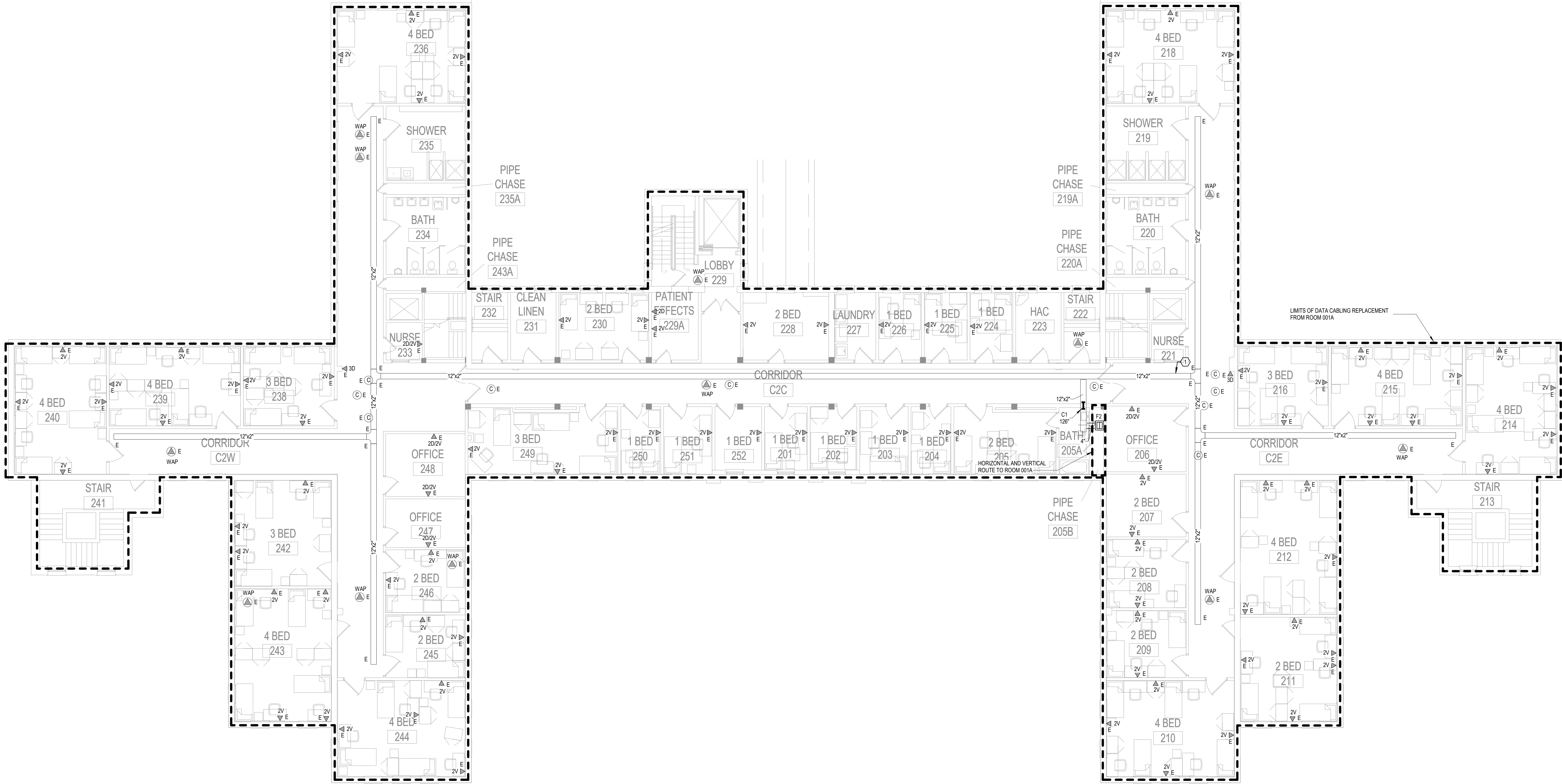
VA

U.S. Department of Veterans Affairs

Veterans Health Administration
St. Cloud VA Health Care System

GENERAL NOTES:
A. REFER TO GENERAL NOTES ON SHEET T000 FOR ADDITIONAL SCOPE.

SHEET NOTES:
1. CONTRACTOR TO PROVIDE NEW WIRE BASKET, AS NEEDED, TO MAINTAIN A 50% OR LESS FILL OF THE CABLE TRAY SYSTEM FOR THE FLOOR. THE NEW WIRE BASKET WILL MATCH THE SIZE AND DISTANCE, EITHER BESIDE OR BELOW THE EXISTING CABLE TRAY, TO MATCH THE EXISTING TELECOM CABLE TRAY.



1 SECOND FLOOR PLAN - TELECOMMUNICATIONS
1/8" = 1'-0"



BIM 360://21102.001 - VA St Cloud EHRM Infrastructure Upgrades/656-235 B02.T_R21.rvt 5/11/2022 3:05:29 PM

No.	REVISION	DATE

CONSULTANT

AST SES SPECIALIZED ENGINEERING SOLUTIONS

10360 Ellipse Circle
Omaha, NE 68134

Phone: 402.991.5530
www.specializedeng.com

ARCHITECT/ENGINEER OF RECORD

ANDERSON

13605 1st Ave. N. #100 Plymouth, MN 55441
P 763.412.4000 | F 763.412.4090 | ae-mn.com
Anderson Engineering of Minnesota, LLC | Proj # 16305

STAMP

Bicsi
Nathan Timm
BICS1 ID # 346555
EXPIRES 12-31-24

DRAWING TITLE

SECOND FLOOR PLAN - TELECOMMUNICATIONS

PROJECT FILE
EHRM INFRASTRUCTURE UPGRADES

DATE
03/30/2022

PLOT SCALE
656-21-235

DRAWING NO.
2-TN120

BUILDING No.
2

CHECKED BY
KSB

DRAWN
SSK

LOCATION
VA MEDICAL CENTER
ST. CLOUD, MN 56303

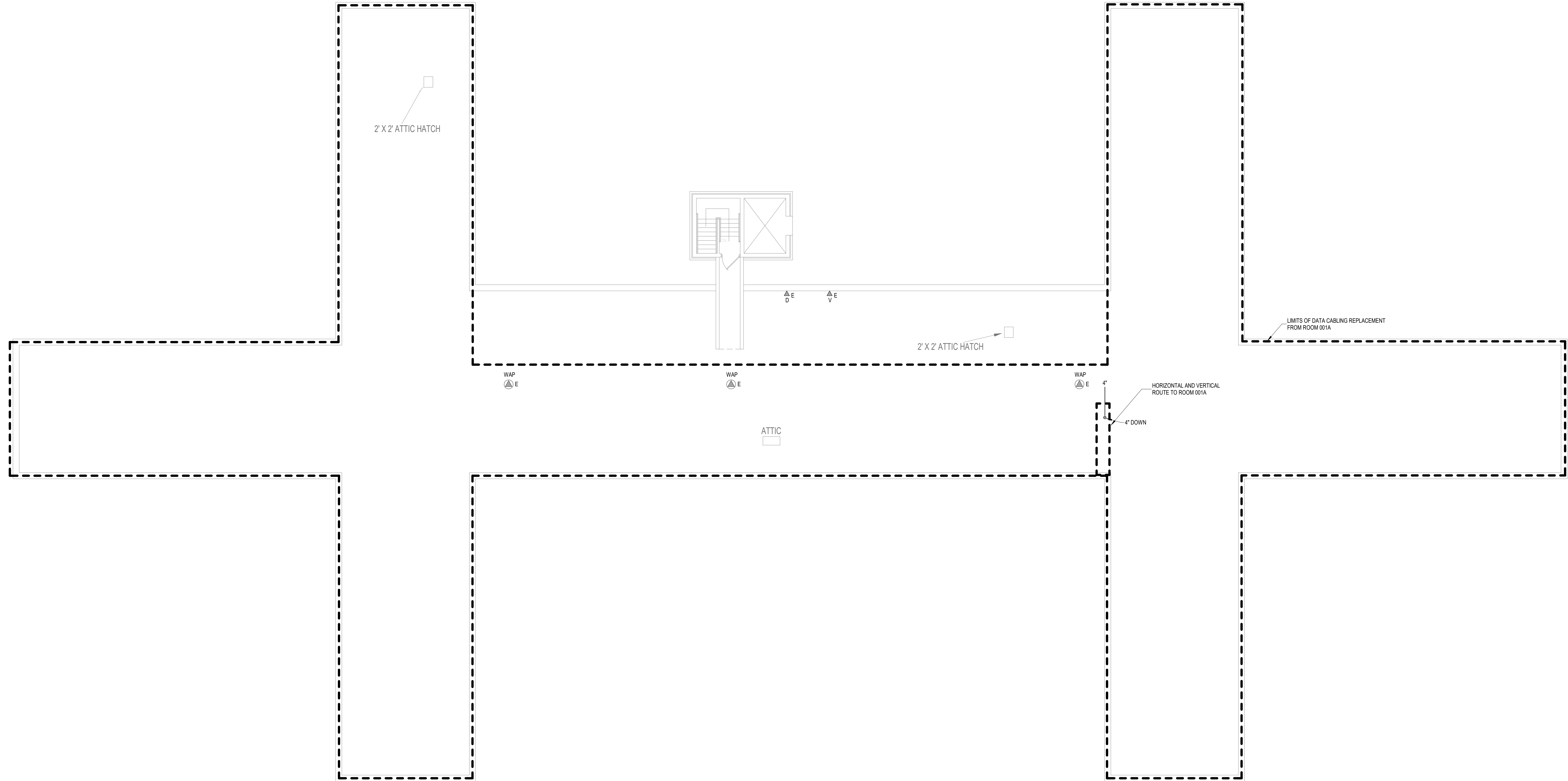
FULLY SPRINKLERED

DWG. OF

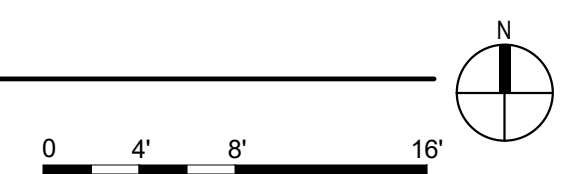
VA

U.S. Department of Veterans Affairs
Veterans Health Administration
St. Cloud VA Health Care System

GENERAL NOTES:
A. REFER TO GENERAL NOTES ON SHEET T000 FOR ADDITIONAL SCOPE.




1 THIRD FLOOR PLAN - TELECOMMUNICATIONS
1/8" = 1'-0"



No	REVISION	DATE

CONSULTANT

AST  **SPECIALIZED ENGINEERING SOLUTIONS**

10360 Ellison Circle
Omaha, NE 68134

Phone: 402.991.5520
www.specializedeng.com

ARCHITECT/ENGINEER OF RECORD

A N D E R S O N

13605 1st Ave. N. #100 Plymouth, MN 55441
P 763.412.4000 | F 763.412.4090 | ae-mn.com
Anderson Engineering of Minnesota, LLC | Proj # 16305

STAMP

REGISTERED COMMUNICATIONS DISTRIBUTION

Bicsi
Nathan Timm
BICSI ID # 346555
EXPIRES 12-31-23

Nathan Timm
Nathan M. Timm

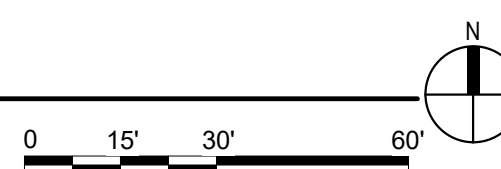
DRAWING TITLE

**THIRD FLOOR PLAN -
TELECOMMUNICATIONS**

PROJECT TITLE		DATE: 03/30/2022	
EHRM INFRASTRUCTURE UPGRADES		PLOT SCALE	
		PROJECT NO. 656-21-235	
BUILDING NO. 2	CHECKED BY KSB	DRAWN SSK	DRAWING NO. 2-TN130
LOCATION: VA MEDICAL CENTER ST.CLOUD, MN 56303		FULLY SPRINKLERED	
		DWG. OF	



1 BASEMENT FLOOR PLAN - TELECOMMUNICATIONS - CABLE DISTANCE
1" = 30'-0"



No	REVISION	DATE

CONSULTANT

AST  **SPECIALIZED
ENGINEERING
SOLUTIONS**

10360 Ellison Circle
Omaha, NE 68134

Phone: 402.991.5520
www.specializedeng.com

ARCHITECT/ENGINEER OF RECORD

A N D E R S O N

13605 1st Ave. N. #100 Plymouth, MN 55441
P 763.412.4000 | F 763.412.4090 | ae-mn.com
Anderson Engineering of Minnesota, LLC | Proj # 16305

STAMP

REGISTERED COMMUNICATIONS DISTRIBUTION

Bicsi[®]

Nathan Timm

BICSI ID # 346555

EXPIRES 12-31-23

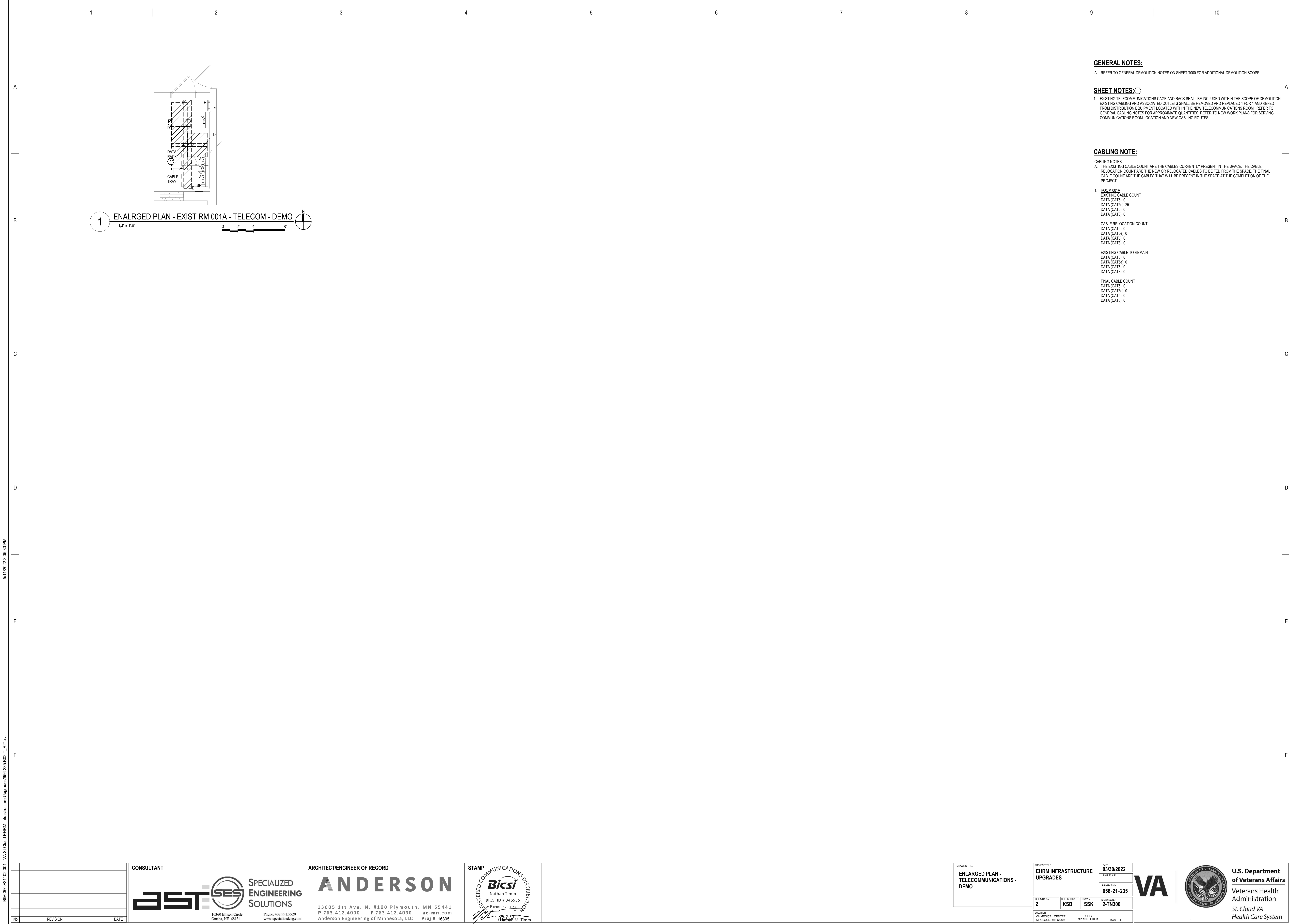
[Signature] Nathan M. Timm

DRAWING TITLE

**BASEMENT FLOOR PLAN -
TELECOM - CABLE DISTANCE**

PROJECT TITLE EHRM INFRASTRUCTURE UPGRADES		DATE 03/30/2022	
		PLOT SCALE	
		PROJECT NO. 656-21-235	
BUILDING NO. 2	CHECKED BY KSB	DRAWN SSK	DRAWING NO. 2-TN200
LOCATION VA MEDICAL CENTER ST. CLOUD, MN 56303		FULLY SPRINKLERED	DWG. OF





GENERAL NOTES:

- A. REFER TO GENERAL DEMOLITION NOTES ON SHEET T000 FOR ADDITIONAL DEMOLITION SCOPE.

SHEET NOTES:

1. EXISTING TELECOMMUNICATIONS CAGE AND RACK SHALL BE INCLUDED WITHIN THE SCOPE OF DEMOLITION. EXISTING CABLING AND ASSOCIATED OUTLETS SHALL BE REMOVED AND REPLACED 1 FOR 1 AND REFEED FROM DISTRIBUTION EQUIPMENT LOCATED WITHIN THE NEW TELECOMMUNICATIONS ROOM. REFER TO GENERAL CABLING NOTES FOR APPROXIMATE QUANTITIES. REFER TO NEW WORK PLANS FOR SERVING COMMUNICATIONS ROOM LOCATION AND NEW CABLING ROUTES.

CABLING NOTE:

CABLING NOTES:

- A. THE EXISTING CABLE COUNT ARE THE CABLES CURRENTLY PRESENT IN THE SPACE. THE CABLE RELOCATION COUNT ARE THE NEW OR RELOCATED CABLES TO BE FED FROM THE SPACE. THE FINAL CABLE COUNT ARE THE CABLES THAT WILL BE PRESENT IN THE SPACE AT THE COMPLETION OF THE PROJECT.

1. ROOM 001A


EXISTING CABLE COUNT
DATA (CAT6): 0
DATA (CAT5e): 251
DATA (CAT5): 0
DATA (CAT3): 0

CABLE RELOCATION COUNT
DATA (CAT6): 0
DATA (CAT5e): 0
DATA (CAT5): 0
DATA (CAT3): 0

EXISTING CABLE TO REMAIN
DATA (CAT6): 0
DATA (CAT5e): 0
DATA (CAT5): 0
DATA (CAT3): 0

FINAL CABLE COUNT
DATA (CAT6): 0
DATA (CAT5e): 0
DATA (CAT5): 0
DATA (CAT3): 0

BIM 360://21102.001 - VA St Cloud EHRM Infrastructure Upgrades/656-235 B02.T_R21.rvt 5/11/2022 3:05:34 PM



No	REVISION	DATE

CONSULTANT

AST

SES

SPECIALIZED
ENGINEERING
SOLUTIONS

10360 Ellison Circle
Omaha, NE 68134
Phone: 402.991.5520
www.specializedeng.com

ARCHITECT/ENGINEER OF RECORD

ANDERSON

13605 1st Ave. N. #100 Plymouth, MN 55441
P 763.412.4000 | F 763.412.4090 | ae-mn.com
Anderson Engineering of Minnesota, LLC | Proj # 16305

STAMP

REGISTERED COMMUNICATIONS DISTRIBUTION

Bicsi

Nathan Timm
BICS I ID # 346555
EXPIRES 12-31-24

RECEIVED

Nathan M. Timm

DRAWING TITLE

ENLARGED PLANS -
TELECOMMUNICATIONS

PROJECT FILE

EHRM INFRASTRUCTURE
UPGRADES

DATE
03/30/2022

PLOT SCALE

656-21-235

BUILDING No
2

CHECKED BY
KSB

DRAWN
SSK

DRAWING NO
2-TN400

LOCATION
VA MEDICAL CENTER
ST. CLOUD, MN 56303

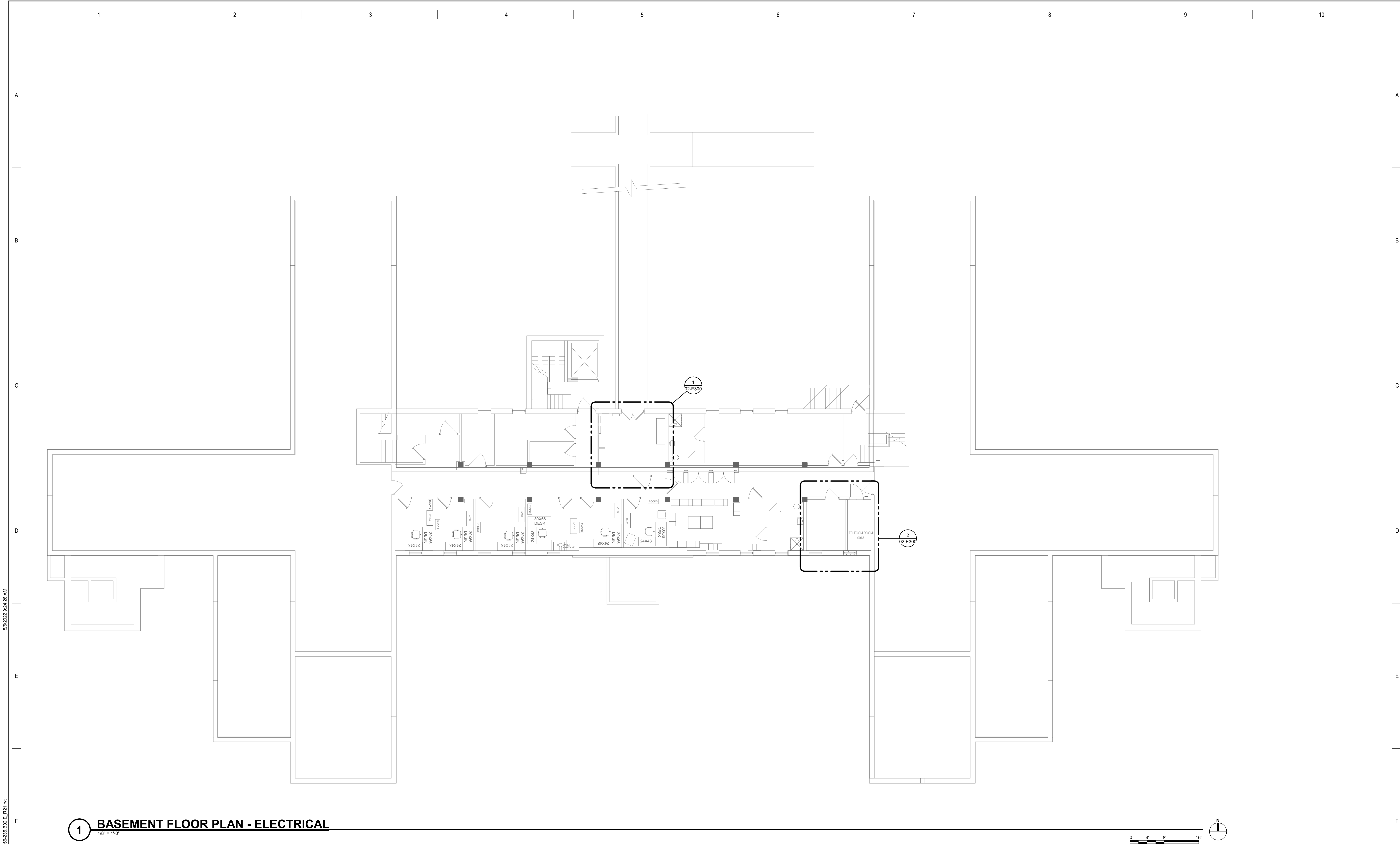
FULLY
SPRINKLERED

DWG. OF


VA




U.S. Department
of Veterans Affairs

Veterans Health
Administration
St. Cloud VA
Health Care System

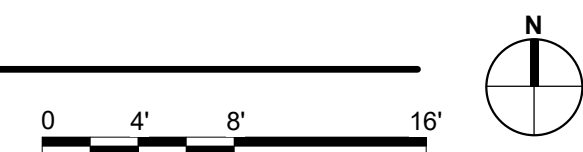


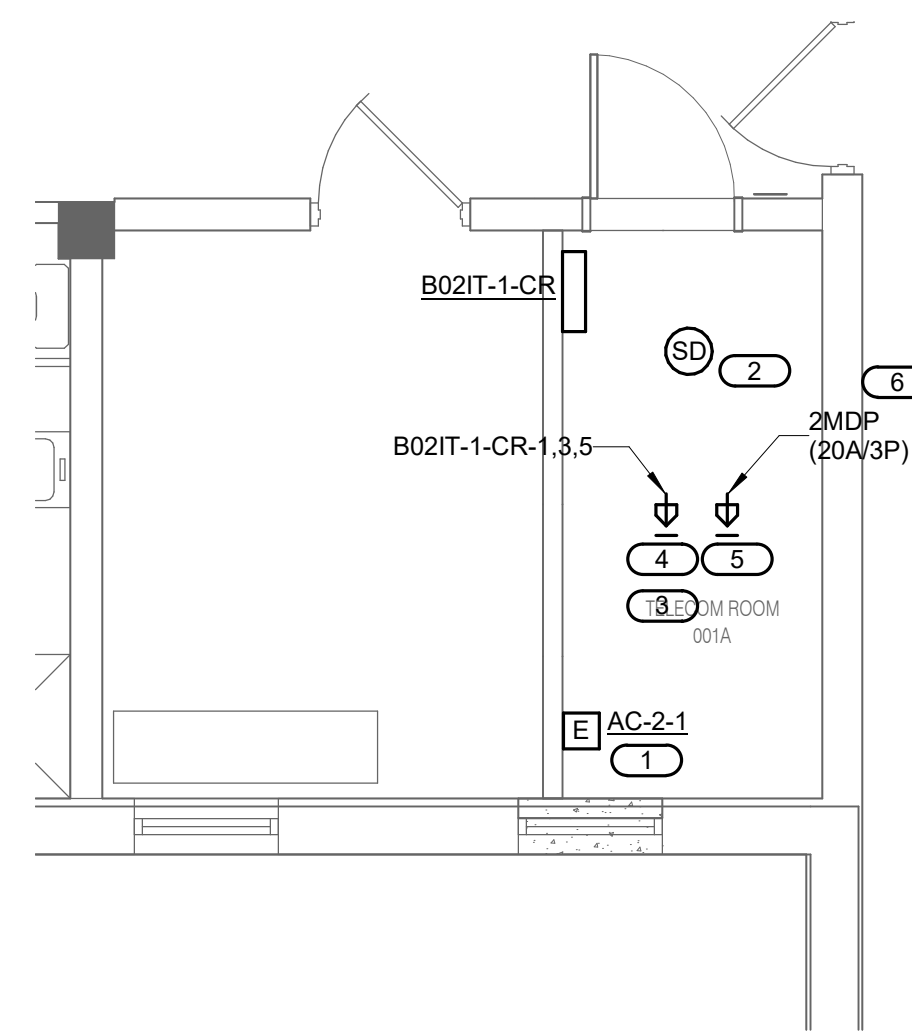
1 BASEMENT FLOOR PLAN - ELECTRICAL
1/8" = 1'-0"



<div>100% CD</div> <div>No</div>		<div>REVISION</div>	<div>DATE</div> <div>03/30</div>	<div>CONSULTANT</div> <div> SPECIALIZED ENGINEERING SOLUTIONS</div> <div>10360 Ellison Circle Omaha, NE 68134 Phone: 402.991.5520 www.specializedeng.com</div>	<div>ARCHITECT/ENGINEER OF RECORD</div> <div>ANDERSON</div> <div>13605 1st Ave. N. #100 Plymouth, MN 55441 P 763.412.4000 F 763.412.4090 ae-mn.com Anderson Engineering of Minnesota, LLC Proj # 16305</div>	<div>STAMP</div> <div> 05-06-2022</div>	<div>DRAWING TITLE</div> <div>BASEMENT FLOOR PLAN - ELECTRICAL</div>	<div>PROJECT TITLE</div> <div>EHM INFRASTRUCTURE UPGRADES</div>	<div>DATE</div> <div>03/30/2022</div>	<div>PLOT SCALE</div> <div></div>	<div>BUILDING No</div> <div>2</div>	<div>CHECKED BY</div> <div>TBD</div>	<div>DRAWN</div> <div>GJL</div>	<div>DRAWING NO.</div> <div>02-E200</div>	<div>LOCATION</div> <div>VA MEDICAL CENTER ST. CLOUD, MN 56303</div>	<div>FULLY SPRINKLERED</div>	<div>DWG. OF</div>	<div> U.S. Department of Veterans Affairs Veterans Health Administration St. Cloud VA Health Care System</div>
----------------------------------	--	---------------------	----------------------------------	--	--	--	--	---	---------------------------------------	-----------------------------------	-------------------------------------	--------------------------------------	---------------------------------	---	--	------------------------------	--------------------	--

<p>KEYNOTES: #</p> <p>1. PROVIDE ELECTRICAL CONNECTION TO CONDENSING UNIT, AS REQUIRED. COORDINATE FINAL LOCATION AND CONNECTION REQUIREMENTS WITH MECHANICAL.</p>





**BASEMENT ENLARGED - 001A -
POWER AND SYSTEM**

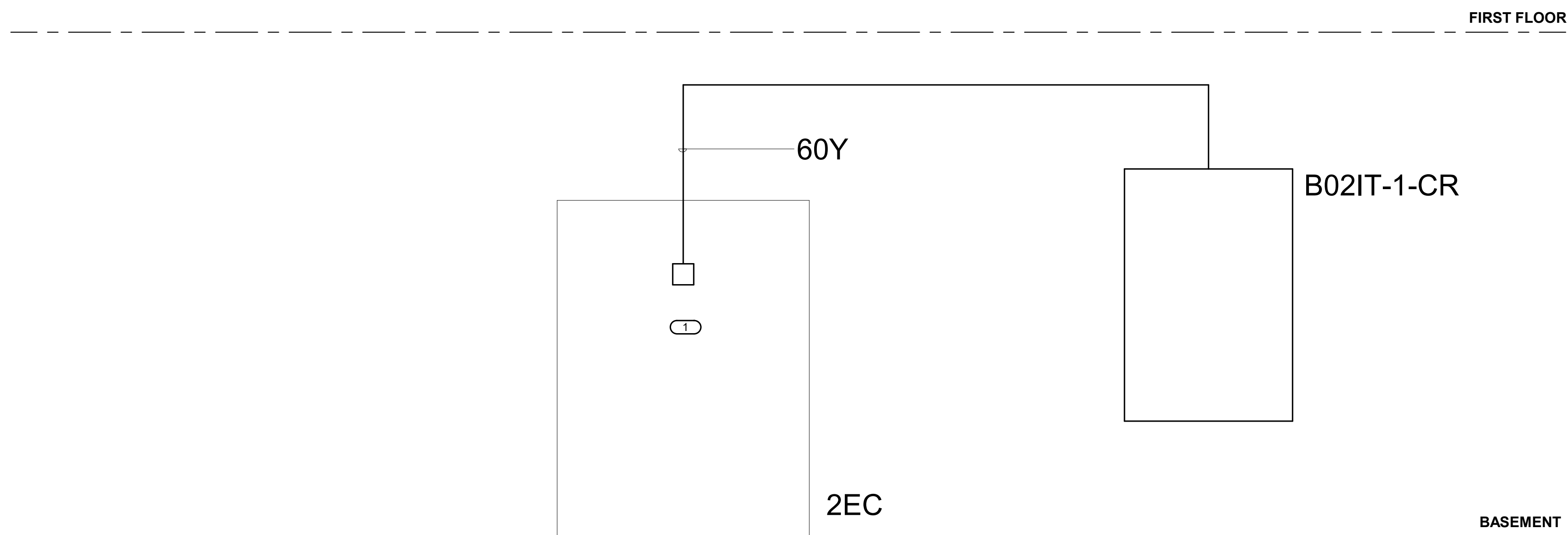
- VA** |  **U.S. Department
of Veterans Affairs**
- Veterans Health
Administration
*St. Cloud VA
Health Care System*

F

F

1. REMOVE EXISTING 20A/3P SPARE CIRCUIT BREAKER AND INSTALL NEW 60A/3P CIRCUIT BREAKER TO MATCH EXISTING TYPE AND AIC RATING.

1 PARTIAL POWER RISER



F

F

[illegible]

A

B

C

D

E

F

A

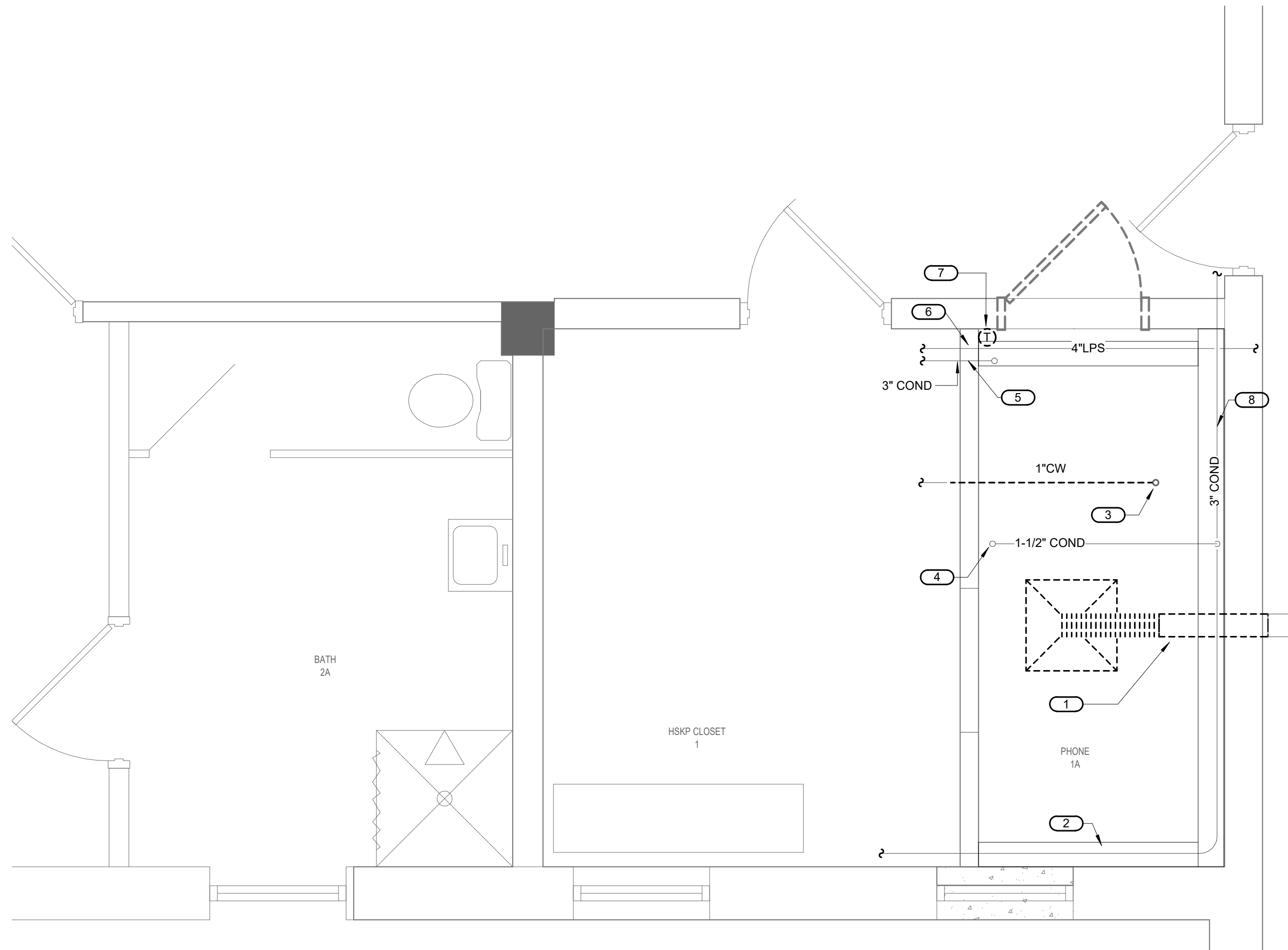
B

C

D

E

F



- KEYNOTES 1/02-M100:**
- #

1.

REMOVE AND DISPOSE OF EXISTING CEILING DIFFUSER AND BRANCH DUCT SECTION IN THIS AREA. CAP DUCT WHERE SHOWN ON PLAN.

2.

EXISTING 3\"/>
- FIELD VERIFICATION NOTES**
1.

THE HVAC CONTRACTOR SHOULD VISIT THE SITE **PRIOR TO BID** TO FIELD VERIFY ALL EXISTING CONDITIONS WHICH MAY AFFECT THEIR BID. THE FOLLOWING ITEMS SHALL BE VERIFIED:

A.

EXACT PLACEMENT, SIZE, CAPACITY, MANUFACTURER AND CONDITION OF ALL EXISTING HVAC EQUIPMENT WITHIN SCOPE OF WORK, WHETHER EXPLICITLY SHOWN OR NOT.

B.

SIZE AND LOCATION OF ALL EXISTING DUCTWORK.

C.

SIZE AND LOCATION OF ALL EXISTING GRILLES, REGISTERS AND DIFFUSERS.

D.

SIZE AND LOCATION OF ALL EXISTING THERMOSTATIC CONTROL DEVICES.

E.

SIZE AND LOCATION OF ALL EXISTING PLUMBING AND HYDRONIC PIPING.

2.

ALL REFERENCES ON THESE DRAWINGS TO EXISTING EQUIPMENT, DUCTWORK, DIFFUSERS, THERMOSTATS AND PIPING ARE FOR REFERENCE ONLY. IT IS THE RESPONSIBILITY OF THE CONTRACTOR TO VERIFY ALL OF THESE ITEMS PRIOR TO BID AND INCLUDE IN THEIR BID ANY AND ALL AMOUNTS REQUIRED TO ACCOMMODATE EXISTING CONDITIONS.

3.

NO ALLOWANCES WILL BE MADE AFTER THE PROJECT HAS BEEN AWARDED FOR FAILURE TO VERIFY EXISTING CONDITIONS.

4.

ANY DISCREPANCIES WHICH MAY AFFECT THE CONTRACTORS BID SHALL BE BROUGHT TO THE ATTENTION OF THE ENGINEER AND ARCHITECT FOR DIRECTION.
- 1

BASEMENT DEMOLITION - MECHANICAL - TELECOM 001A

1/2" = 1'-0"

0

1'

2'

4'

N
-
- 2

FIRST FLOOR DEMOLITION - MECHANICAL

1/2" = 1'-0"

0

1'

2'

4'

N
- BIM 360/21/102.001 - VA St Cloud EHRM Infrastructure Upgrades/656-235 B02.M_R21.rvt5/11/2022 8:02:49 PM

No	REVISION	DATE
100% CD		03/28

CONSULTA

AST

SES

SPECIALIZED
ENGINEERING
SOLUTIONS

10360 Ellison Circle
Omaha, NE 68134

Phone: 402.991.5530
www.specializedeng.com

ARCHITECT/ENGINEER OF

ANDERSON

13605 1st Ave. N. #100 Plymouth, MN 55441
P 763.412.4000 | F 763.412.4090 | ae-mn.com
Anderson Engineering of Minnesota, LLC | Proj # 12345

STAM

I hereby certify that this plan, specification or report was prepared by **me** or under my direct supervision and that I am a duly Licensed Engineer under the laws of the State of Minnesota:

PROFESSIONAL
ENGINEER

2026-21

Name: _____

Date: 03/30/2022

License Number: MNE _____

DRAWING TITLE

BASEMENT AND FIRST FLOOR DEMOLITION - MECHANICAL

PROJECT FILE	DATE
EHRM INFRASTRUCTURE UPGRADES	03/30/2022
BUILDING No	PLOT SCALE
2	656-21-235
CHECKED BY	DRAWN BY
RDL	DJC
LOCATION	FULLY SPRINKLERED
VA MEDICAL CENTER ST CLOUD, MN 56303	DWG. OF

VA

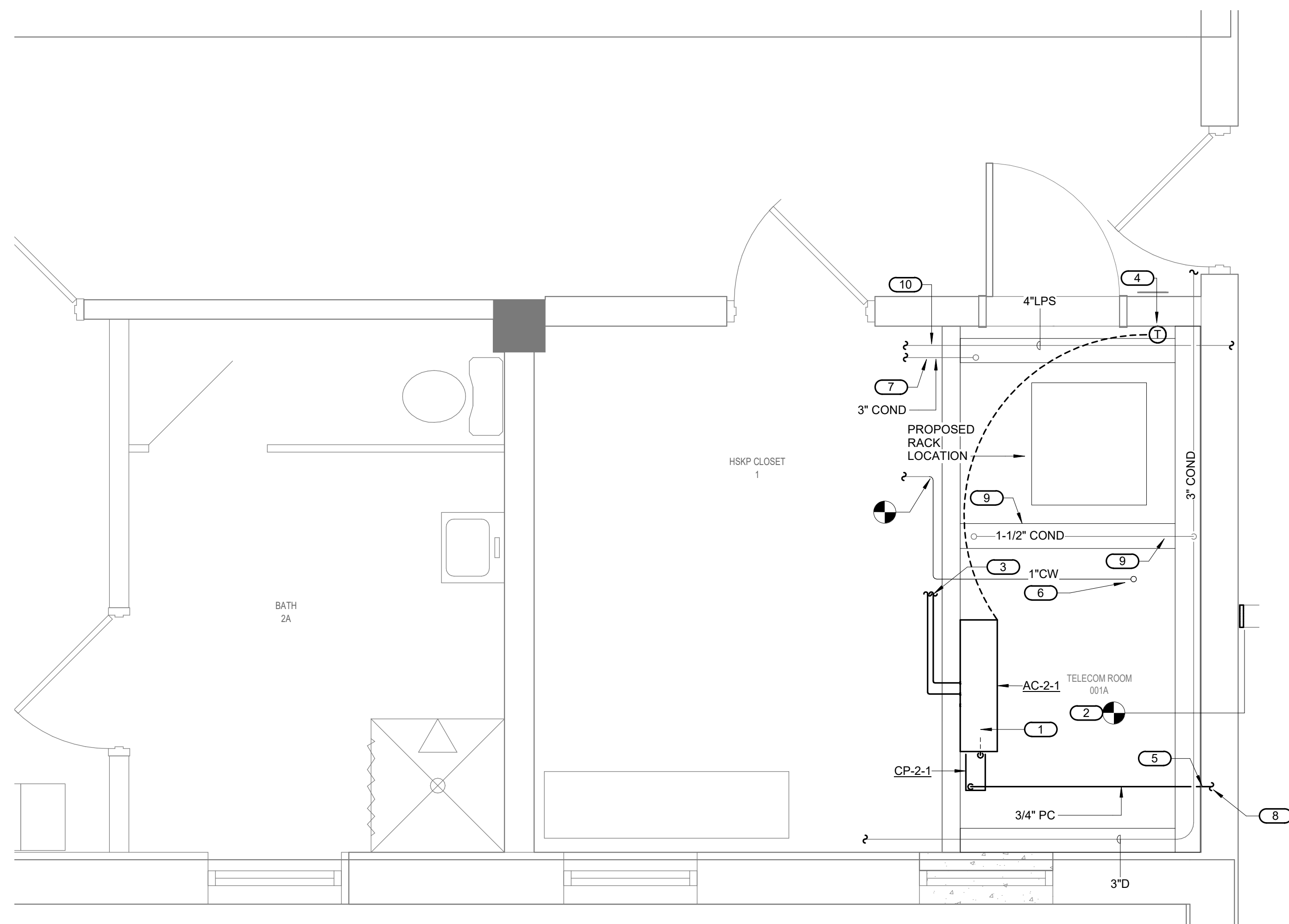
U.S. Department
of Veterans Affairs

Veterans Health
Administration

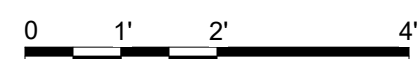
St. Cloud VA
Health Care System

1. THE HVAC CONTRACTOR SHOULD VISIT THE SITE **PRIOR TO BID** TO FIELD VERIFY ALL EXISTING CONDITIONS WHICH MAY AFFECT THEIR BID. THE FOLLOWING ITEMS SHALL BE VERIFIED:
 - A. EXACT PLACEMENT, SIZE, CAPACITY, MANUFACTURER AND CONDITION OF ALL EXISTING HVAC EQUIPMENT WITHIN SCOPE OF WORK, WHETHER EXPLICITLY SHOWN OR NOT.
 - B. SIZE AND LOCATION OF ALL EXISTING DUCTWORK.
 - C. SIZE AND LOCATION OF ALL EXISTING GRILLES, REGISTERS AND DIFFUSERS.
 - D. SIZE AND LOCATION OF ALL EXISTING THERMOSTATIC CONTROL DEVICES.
 - E. SIZE AND LOCATION OF ALL EXISTING PLUMBING AND HYDRONIC PIPING.
2. ALL REFERENCES ON THESE DRAWINGS TO EXISTING EQUIPMENT, DUCTWORK, DIFFUSERS, THERMOSTATS AND PIPING ARE FOR REFERENCE ONLY. IT IS THE RESPONSIBILITY OF THE CONTRACTOR TO VERIFY ALL OF THESE ITEMS PRIOR TO BID AND INCLUDE IN THEIR BID ANY AND ALL AMOUNTS REQUIRED TO ACCOMMODATE EXISTING CONDITIONS.
3. NO ALLOWANCES WILL BE MADE AFTER THE PROJECT HAS BEEN AWARD FOR FAILURE TO VERIFY EXISTING CONDITIONS.
4. ANY DISCREPANCIES WHICH MAY AFFECT THE CONTRACTORS BID SHALL BE BROUGHT TO THE ATTENTION OF THE ENGINEER AND ARCHITECT FOR DIRECTION.

1. NEW WALL-MOUNTED DUCTLESS COOLING UNIT AC-2-1.
2. CAP SUPPLY AIR DUCT IN THIS AREA.
3. ROUTE NEW REFRIGERANT PIPING UP TO GRADE LEVEL - SEE SHEET 02-M201 FOR CONTINUATION.
4. PROVIDE NEW THERMOSTAT.
5. ROUTE NEW CONDENSATE DRAIN PIPING TO FLOOR DRAIN IN MECH A10. APPROXIMATELY 100 FT TO THE WEST. FIELD VERIFY EXACT ROUTING.
6. REROUTED 1" IRRIGATION LINE. FIELD VERIFY REQUIREMENTS.
7. EXISTING DRIP PAN AND DRAIN LINE TO REMAIN.
8. PROVIDE NEW CONDENSATE DRIP PAN FOR ALL CONDENSATE PIPING. SEE DETAIL 610-GM400 FOR REQUIREMENTS.
9. EXISTING 1 1/2" CONDENSATE DRAIN LINE.
10. EXISTING 4" LOW PRESSURE STEAM TO REMAIN.



1 BASEMENT FLOOR - MECHANICAL- TELECOM 001A
1/2" = 1'-0"

[illegible]

10360 Ellison Circle
Omaha, NE 68134

**SPECIALIZED
ENGINEERING
SOLUTIONS**

Phone: 402.991.5520
www.specializedeng.com

ANDERSON

13605 1st Ave. N. #100 Plymouth, MN 55441
P 763.412.4000 | F 763.412.4090 | ae-mn.com
Anderson Engineering of Minnesota, LLC | Proj # 12345

I hereby certify that this plan, specification or report was prepared by me or under my direct supervision and that I am a duly Licensed Engineer under the laws of the State of Minnesota.

Name: PROFESSOR
ENGINEER
24766

Date: 03/30/2022

License Number: MN#

PROJECT TITLE		DATE	
EHRM INFRASTRUCTURE UPGRADES		03/30/2022	
		PLOT SCALE	
		PROJECT NO. 656-21-235	
BUILDING NO	CHECKED BY	DRAWN	DRAWING NO
2	RDL	DJC	02-M200
LOCATION VA MEDICAL CENTER ST. CLOUD, MN 56303		FULLY SPRINKLERED	
		DWG. OF	

