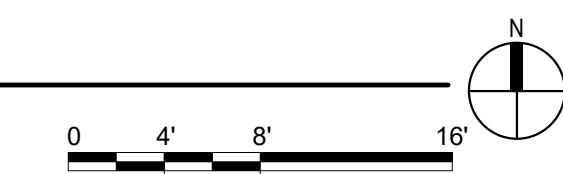


GENERAL NOTES:
 A. REFER TO GENERAL DEMOLITION NOTES ON SHEET T006 FOR ADDITIONAL DEMOLITION SCOPE.

SHEET NOTES:
 1. REMOVE AND REPLACE EXISTING DATA CABLE; REMOVE ALL EXISTING DATA CABLES AND JACKS THROUGHOUT THIS AREA. REPLACE CABLES AND JACKS FOR 1, AS REQUIRED BY THE NEW WORK PLANS. REFER TO NEW WORK PLANS FOR SERVING COMMUNICATIONS ROOM LOCATION AND NEW CABLING ROUTES.

1 BASEMENT FLOOR PLAN - TELECOM - DEMOLITION
 1/8" = 1'-0"



BIM 360://21102.001 - VA St. Cloud EHRM Infrastructure Upgrades/656-235-B01.T_R21.rvt

No.	REVISION	DATE

CONSULTANT

SPECIALIZED ENGINEERING SOLUTIONS
 10360 Illinois Circle
 Omaha, NE 68134
 Phone: 402-991-5530
 www.specializedeng.com

ARCHITECT/ENGINEER OF RECORD

13605 1st Ave. N. #100 Plymouth, MN 55441
 P 763.412.4000 | F 763.412.4090 | ae-mn.com
 Anderson Engineering of Minnesota, LLC | Proj # 16305

STAMP

Bicsi
 Nathan Timm
 BICS ID # 346555
 Expires 12-31-24
 Nathan M. Timm

DRAWING TITLE
 BASEMENT FLOOR PLAN - TELECOM - DEMOLITION

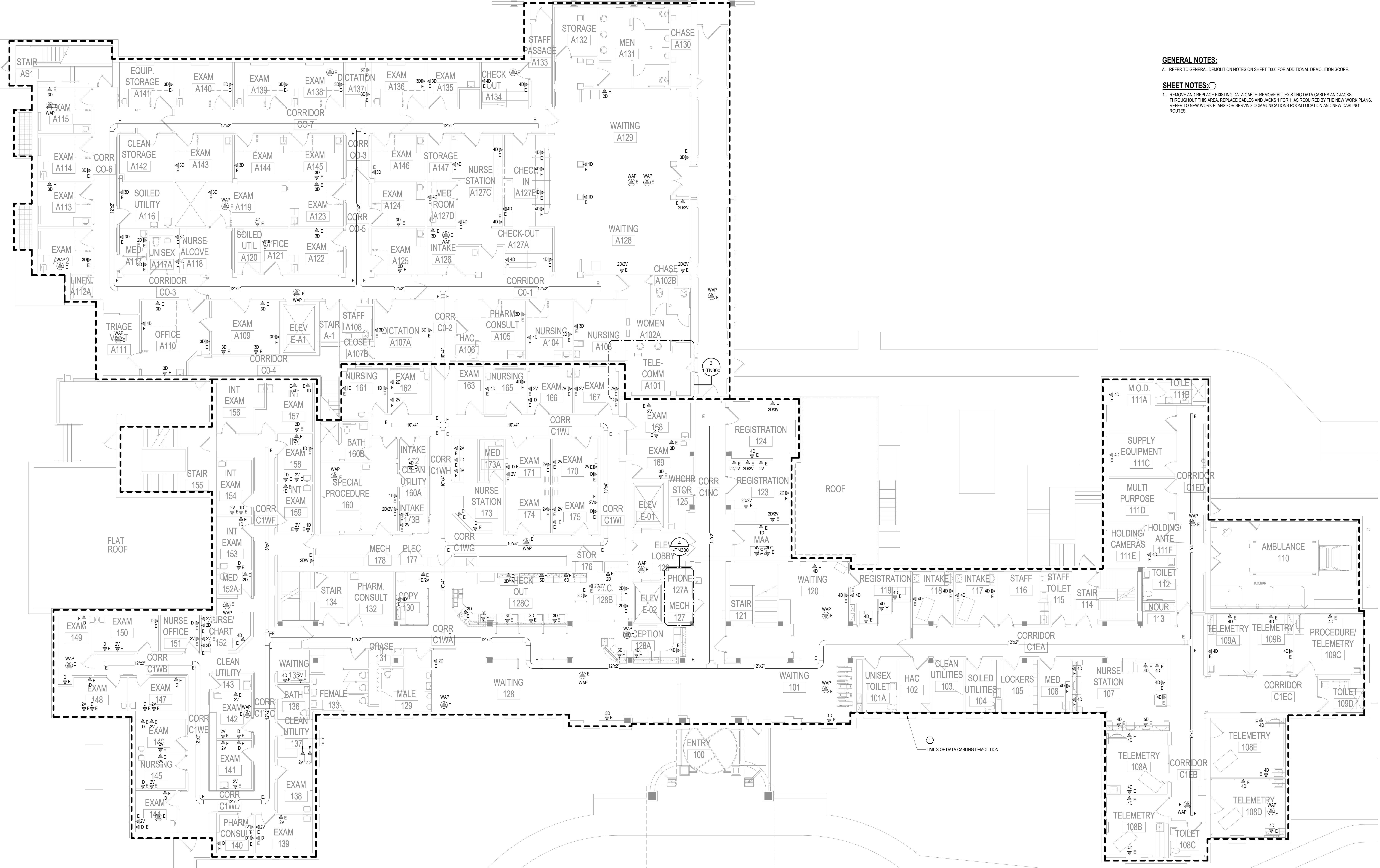
PROJECT FILE EHRM INFRASTRUCTURE UPGRADES	DATE 03/30/2022
BUILDING No 1	CHECKED BY KSB
DESIGNER SSK	DRAWN BY TD100
LOCATION VA MEDICAL CENTER ST. CLOUD, MN 56303	DATE 03/30/2022

U.S. Department of Veterans Affairs
 Veterans Health Administration
 St. Cloud VA Health Care System

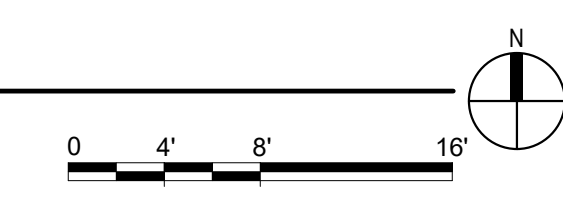
51110227.2/07/51 PM
BIM 360://21102.001 - VA St. Cloud EHRM Infrastructure Upgrades/656-235.B01.T_R21.rvt

GENERAL NOTES:
A. REFER TO GENERAL DEMOLITION NOTES ON SHEET T000 FOR ADDITIONAL DEMOLITION SCOPE.

SHEET NOTES:
1. REMOVE AND REPLACE EXISTING DATA CABLE: REMOVE ALL EXISTING DATA CABLES AND JACKS THROUGHOUT THIS AREA. REPLACE CABLES AND JACKS 1 FOR 1, AS REQUIRED BY THE NEW WORK PLANS. REFER TO NEW WORK PLANS FOR SERVING COMMUNICATIONS ROOM LOCATION AND NEW CABLING ROUTES.



1 FIRST FLOOR PLAN - TELECOM - DEMOLITION
1/8" = 1'-0"



No.	REVISION	DATE

CONSULTANT

SPECIALIZED ENGINEERING SOLUTIONS
10160 Illinois Circle
Omaha, NE 68134
Phone: 402-991-5530
www.specializedeng.com

ARCHITECT/ENGINEER OF RECORD

13605 1st Ave. N. #100 Plymouth, MN 55441
P 763.412.4000 | F 763.412.4090 | ae-mn.com
Anderson Engineering of Minnesota, LLC | Proj # 16305

STAMP

REGISTERED COMMUNICATIONS DISTRIBUTION
Nathan Timm
BICS1 ID # 346555
Expires 12-31-22
Nathan M. Timm

DRAWING TITLE
FIRST FLOOR PLAN - TELECOM - DEMOLITION

PROJECT FILE
EHRM INFRASTRUCTURE UPGRADES

DATE
03/30/2022

PLOT SCALE

BUILDING No.
1

CHECKED BY
KSB

DRAWN BY
SSK

PROJECT NO.
656-21-235

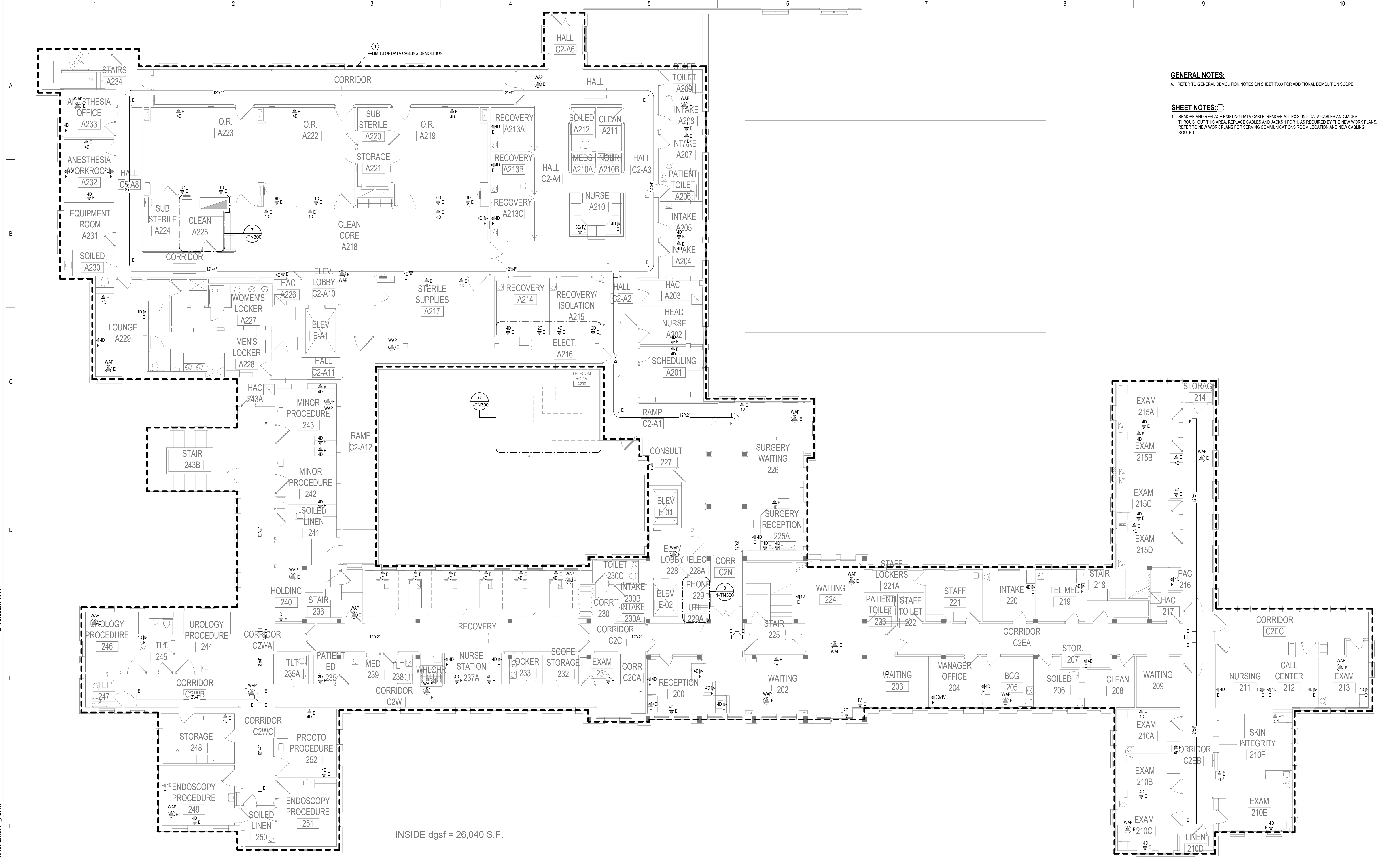
DRAWING NO.
1-TD110

LOCATION
VA MEDICAL CENTER
ST. CLOUD, MN 56303

FULLY SPRINKLERED

DWG. OF

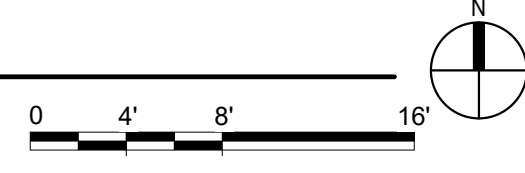
U.S. Department of Veterans Affairs
Veterans Health Administration
St. Cloud VA Health Care System



GENERAL NOTES:
 A. REFER TO GENERAL DEMOLITION NOTES ON SHEET T000 FOR ADDITIONAL DEMOLITION SCOPE.

SHEET NOTES:
 1. REMOVE AND REPLACE EXISTING DATA CABLE: REMOVE ALL EXISTING DATA CABLES AND JACKS THROUGHOUT THIS AREA. REPLACE CABLES AND JACKS 1 FOR 1 AS REQUIRED BY THE NEW WORK PLANS. REFER TO NEW WORK PLANS FOR SERVING COMMUNICATIONS ROOM LOCATION AND NEW CABLING ROUTES.

1 SECOND FLOOR PLAN - TELECOM - DEMOLITION
 1/8" = 1'-0"



BIM 360://21102.001 - VA St. Cloud EHRM Infrastructure Upgrades-656-235-B01.T_R21.rvt
 5/11/2022 2:07:53 PM

No.	REVISION	DATE

CONSULTANT

SPECIALIZED ENGINEERING SOLUTIONS
 10360 Illinois Circle
 Omaha, NE 68134
 Phone: 402-991-5530
 www.specializedeng.com

ARCHITECT/ENGINEER OF RECORD

13605 1st Ave. N. #100 Plymouth, MN 55441
 P 763.412.4000 | F 763.412.4090 | ae-mn.com
 Anderson Engineering of Minnesota, LLC | Proj # 16305

STAMP

Bicsi
 Nathan Timm
 BICS1 ID # 346555
 Expires 12-31-24
 Nathan M. Timm

DRAWING TITLE
SECOND FLOOR PLAN - TELECOM - DEMOLITION

PROJECT FILE
EHRM INFRASTRUCTURE UPGRADES

DATE
 03/30/2022

PLOT SCALE
 1/8" = 1'-0"

BUILDING NO.
 1

DESIGNED BY
 KSB

DRAWN BY
 SSK

ISSUED BY
 1-TD120

LOCATION
 VA MEDICAL CENTER
 ST. CLOUD, MN 56303


FULLY SPRINKLERED

DWG. OF

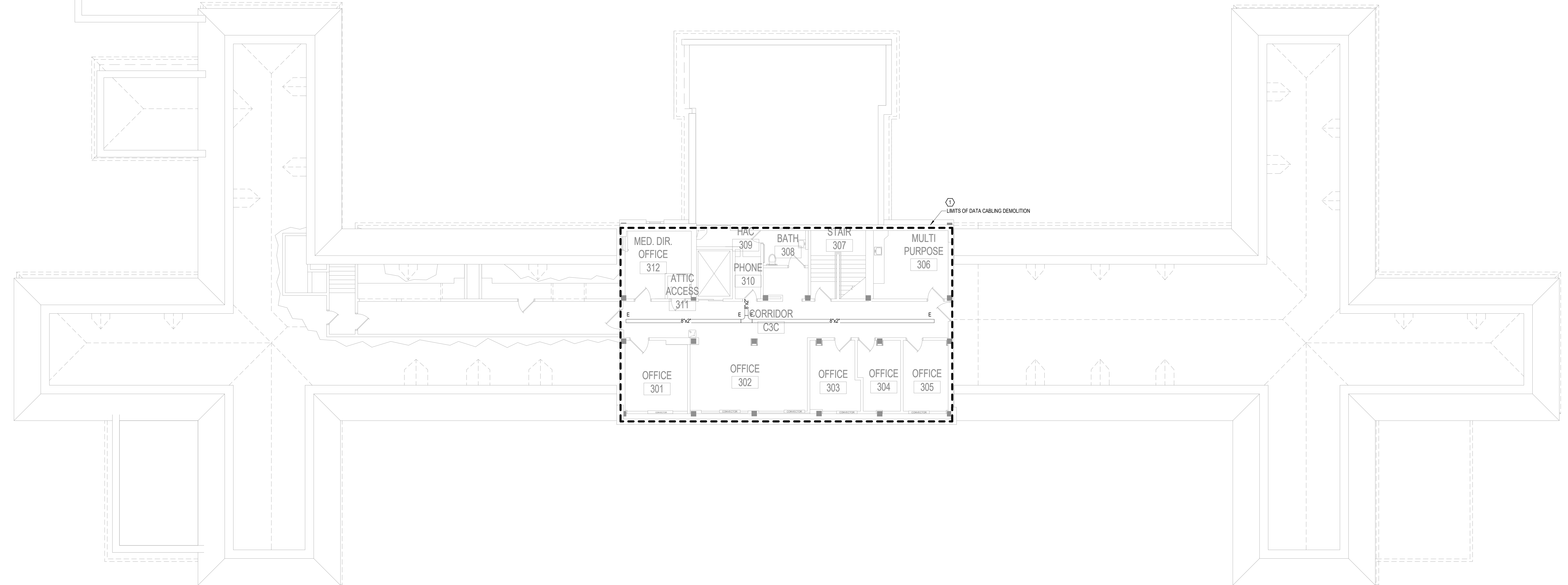
U.S. Department of Veterans Affairs
 Veterans Health Administration
 St. Cloud VA Health Care System

GENERAL NOTES:
 A. REFER TO GENERAL DEMOLITION NOTES ON SHEET T000 FOR ADDITIONAL DEMOLITION SCOPE.

SHEET NOTES: (C)
 1. REMOVE AND REPLACE EXISTING DATA CABLE: REMOVE ALL EXISTING DATA CABLES AND JACKS THROUGHOUT THIS AREA. REPLACE CABLES AND JACKS 1 FOR 1 AS REQUIRED BY THE NEW WORK PLANS. REFER TO NEW WORK PLANS FOR SERVING COMMUNICATIONS ROOM LOCATION AND NEW CABLING ROUTES.



ATTIC ROOF



1 THIRD FLOOR PLAN - TELECOM - DEMOLITION
 1/8" = 1'-0"



BIM 360/121102.001 - VA St. Cloud EHRM Infrastructure Upgrades 656-235-B01_T_R21.rvt 5/11/2022 2:07:54 PM

No.	REVISION	DATE

CONSULTANT

SPECIALIZED ENGINEERING SOLUTIONS
 10360 Illinois Circle
 Omaha, NE 68134
 Phone: 402.991.5530
 www.specializedeng.com

ARCHITECT/ENGINEER OF RECORD

13605 1st Ave. N. #100 Plymouth, MN 55441
 P 763.412.4000 | F 763.412.4090 | ae-mn.com
 Anderson Engineering of Minnesota, LLC | Proj # 16305

STAMP

Bicsi
 Nathan Timm
 BICSI ID # 346555
 Expires 12-31-24
 Nathan M. Timm

DRAWING TITLE

THIRD FLOOR PLAN - TELECOM - DEMOLITION

PROJECT FILE

EHRM INFRASTRUCTURE UPGRADES

DATE: 03/30/2022
 PLOT SCALE: 1/8" = 1'-0"
 PROJECT NO: 656-21-235
 DRAWING NO: 1-TD130

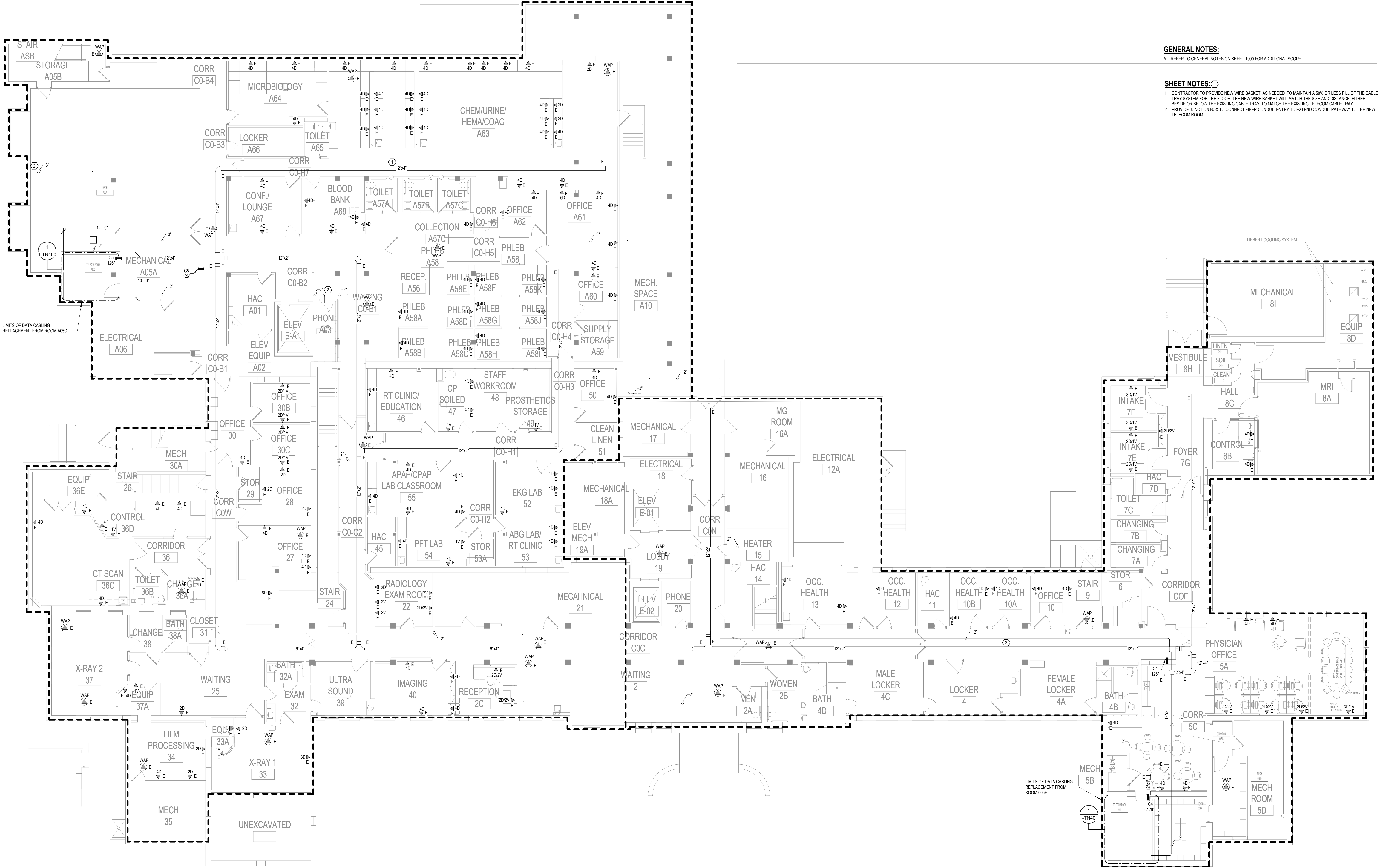
BUILDING No: 1
 CHECKED BY: KSB
 DRAWN BY: SSK
 FULLY SPRINKLERED

LOCATION: VA MEDICAL CENTER ST. CLOUD, MN 56303

U.S. Department of Veterans Affairs
 Veterans Health Administration
 St. Cloud VA Health Care System

GENERAL NOTES:
A. REFER TO GENERAL NOTES ON SHEET T000 FOR ADDITIONAL SCOPE.

SHEET NOTES:
1. CONTRACTOR TO PROVIDE NEW WIRE BASKET, AS NEEDED, TO MAINTAIN A 50% OR LESS FILL OF THE CABLE TRAY SYSTEM FOR THE FLOOR. THE NEW WIRE BASKET WILL MATCH THE SIZE AND DISTANCE, EITHER BESIDE OR BELOW THE EXISTING CABLE TRAY, TO MATCH THE EXISTING TELECOM CABLE TRAY.
2. PROVIDE JUNCTION BOX TO CONNECT FIBER CONDUIT ENTRY TO EXTEND CONDUIT PATHWAY TO THE NEW TELECOM ROOM.



1 BASEMENT FLOOR PLAN - TELECOMMUNICATIONS
1/8" = 1'-0"

5/11/2022 2:07:57 PM
BIM 360://21102.001 - VA St. Cloud EHRM Infrastructure Upgrades/656-235.B01.T_R21.rvt


No.	REVISION	DATE

CONSULTANT




SPECIALIZED ENGINEERING SOLUTIONS
10360 Illinois Circle
Omaha, NE 68134
Phone: 402.991.5530
www.specializedeng.com

ARCHITECT/ENGINEER OF RECORD



13605 1st Ave. N. #100 Plymouth, MN 55441
P 763.412.4000 | F 763.412.4090 | ae-mn.com
Anderson Engineering of Minnesota, LLC | Proj # 16305

STAMP



Bicsi
Nathan Timm
BICS ID # 346555
Expires 12-31-24
Nathan M. Timm

DRAWING TITLE
BASEMENT FLOOR PLAN - TELECOMMUNICATIONS

PROJECT FILE
EHRM INFRASTRUCTURE UPGRADES

DATE
03/30/2022

PLOT SCALE
AS SHOWN

PROJECT NO.
656-21-235

BUILDING NO.
1

CHECKED BY
KSB



DRAWN BY
SSK

ISSUED BY
1-TN100

LOCATION
VA MEDICAL CENTER ST. CLOUD, MN 56303

FULLY SPRINKLERED

DWG. OF

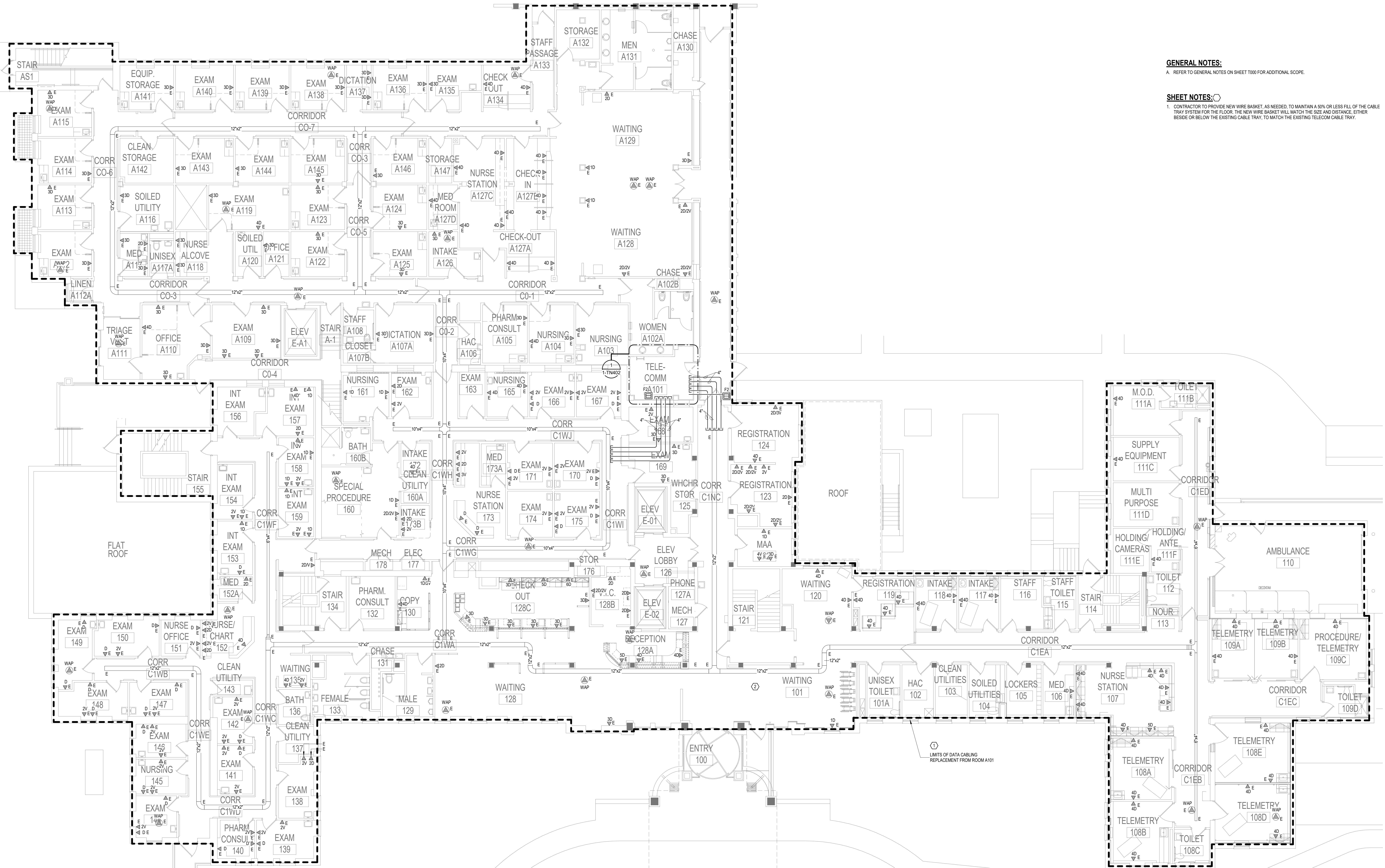



U.S. Department of Veterans Affairs
Veterans Health Administration
St. Cloud VA Health Care System

51112022 2:08:00 PM
BIM 360://21102.001 - VA St. Cloud EHRM Infrastructure Upgrades/656-235.B01.T_R21.rvt

GENERAL NOTES:
A. REFER TO GENERAL NOTES ON SHEET T000 FOR ADDITIONAL SCOPE.


SHEET NOTES:
1. CONTRACTOR TO PROVIDE NEW WIRE BASKET, AS NEEDED, TO MAINTAIN A 50% OR LESS FILL OF THE CABLE TRAY SYSTEM FOR THE FLOOR. THE NEW WIRE BASKET WILL MATCH THE SIZE AND DISTANCE, EITHER BESIDE OR BELOW THE EXISTING CABLE TRAY, TO MATCH THE EXISTING TELECOM CABLE TRAY.



1 FIRST FLOOR PLAN - TELECOMMUNICATIONS
1/8" = 1'-0"

No.	REVISION	DATE


CONSULTANT



SPECIALIZED ENGINEERING SOLUTIONS

10360 Illinois Circle
Omaha, NE 68134
Phone: 402-991-5530
www.specializedeng.com

ARCHITECT/ENGINEER OF RECORD



13605 1st Ave. N. #100 Plymouth, MN 55441
P 763.412.4000 | F 763.412.4090 | ae-mn.com
Anderson Engineering of Minnesota, LLC | Proj # 16305

STAMP



Bicsi
Nathan Timm
BICS ID # 346555
Expires 12-31-24
Nathan M. Timm

DRAWING TITLE

FIRST FLOOR PLAN - TELECOMMUNICATIONS

PROJECT FILE
EHRM INFRASTRUCTURE UPGRADES

DATE
03/30/2022

PLOT SCALE
AS SHOWN

PROJECT NO.
656-21-235

BUILDING NO.
1

CHECKED BY
KSB

DRAWN BY
SSK

SHOWN NO.
1-TN110

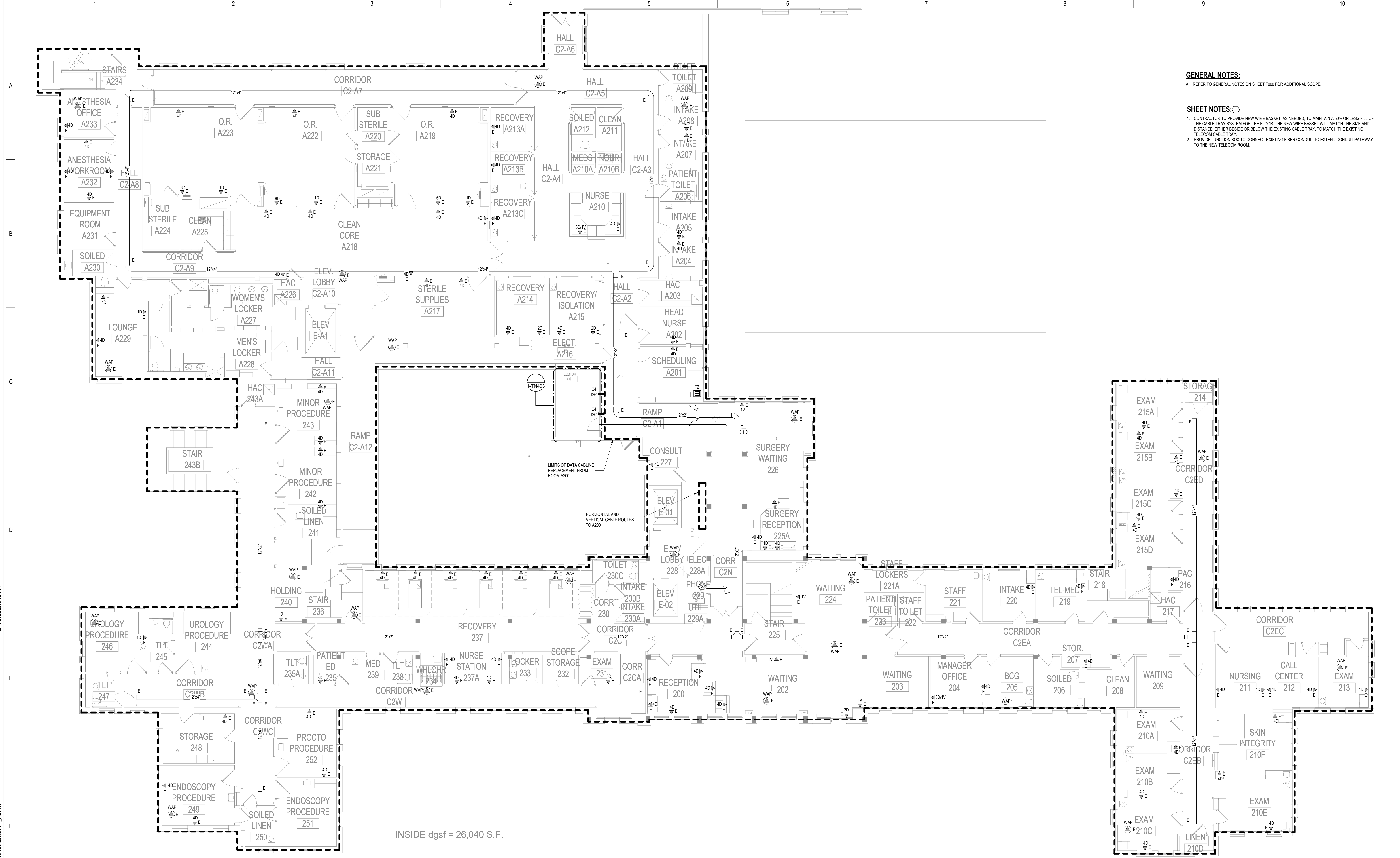
LOCATION
VA MEDICAL CENTER
ST. CLOUD, MN 56303

FULLY SPRINKLERED

DWG. OF



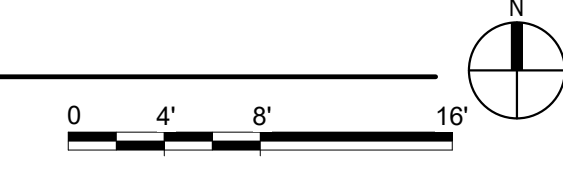

U.S. Department of Veterans Affairs
Veterans Health Administration
St. Cloud VA Health Care System



GENERAL NOTES:
 A. REFER TO GENERAL NOTES ON SHEET T000 FOR ADDITIONAL SCOPE.

SHEET NOTES:
 1. CONTRACTOR TO PROVIDE NEW WIRE BASKET, AS NEEDED, TO MAINTAIN A 50% OR LESS FILL OF THE CABLE TRAY SYSTEM FOR THE FLOOR. THE NEW WIRE BASKET WILL MATCH THE SIZE AND DISTANCE, EITHER BESIDE OR BELOW THE EXISTING CABLE TRAY, TO MATCH THE EXISTING TELECOM CABLE TRAY.
 2. PROVIDE JUNCTION BOX TO CONNECT EXISTING FIBER CONDUIT TO EXTEND CONDUIT PATHWAY TO THE NEW TELECOM ROOM.

1 SECOND FLOOR PLAN - TELECOMMUNICATIONS
 1/8" = 1'-0"



BIM 360://21102.001 - VA St. Cloud EHRM Infrastructure Upgrades-656-235-B01.T_R21.rvt
 5/11/2022 2:08:02 PM

No.	REVISION	DATE

CONSULTANT

SPECIALIZED ENGINEERING SOLUTIONS
 10360 Illinois Circle
 Omaha, NE 68134
 Phone: 402-991-5530
 www.specializedeng.com

ARCHITECT/ENGINEER OF RECORD

13605 1st Ave. N. #100 Plymouth, MN 55441
 P 763.412.4000 | F 763.412.4090 | ae-mn.com
 Anderson Engineering of Minnesota, LLC | Proj # 16305

STAMP

Bicsi
 Nathan Timm
 BICS1 ID # 346555
 Expires 12-31-24
 Nathan M. Timm

DRAWING TITLE

SECOND FLOOR PLAN - TELECOMMUNICATIONS

PROJECT FILE

EHRM INFRASTRUCTURE UPGRADES

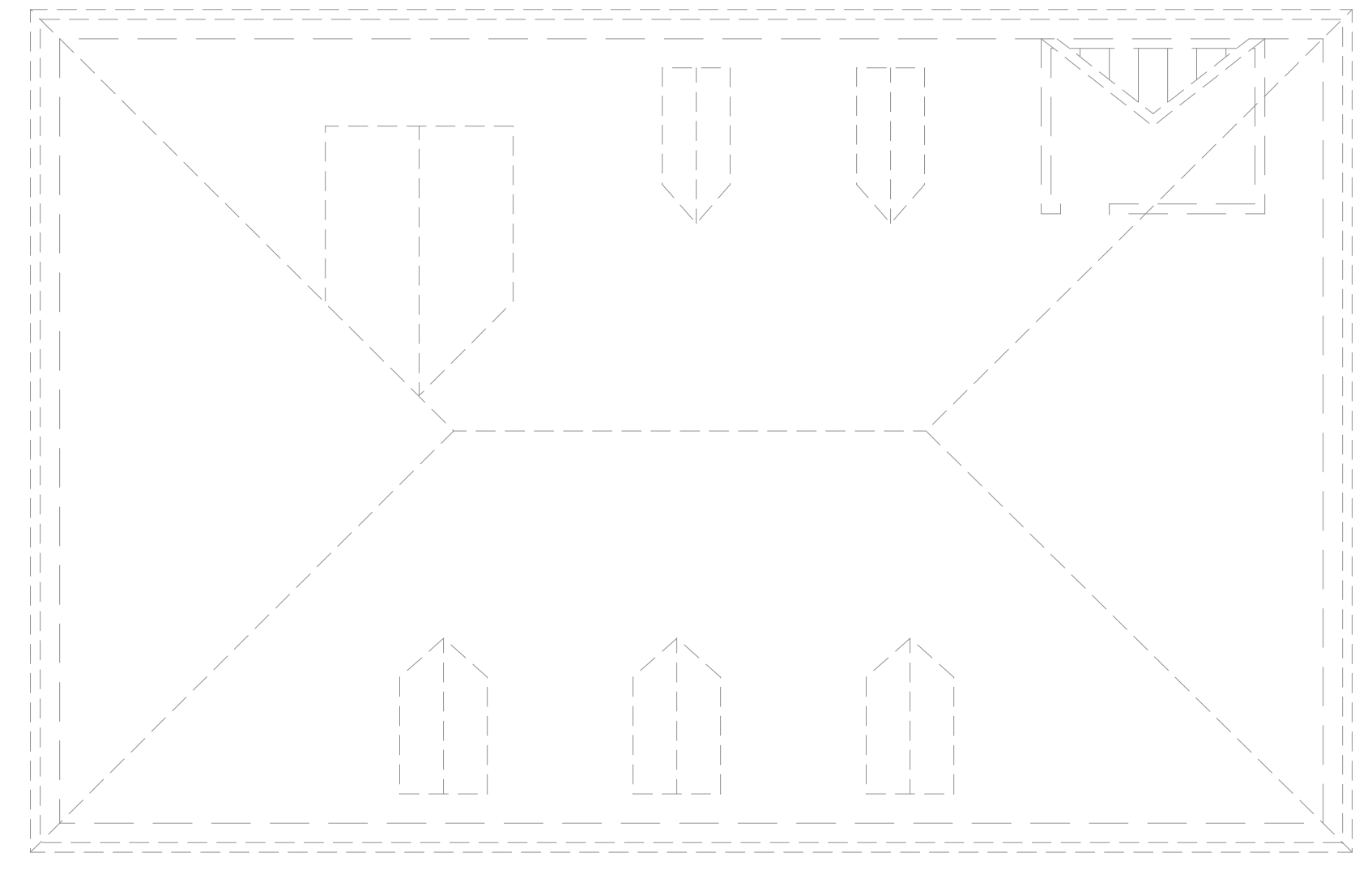

DATE: 03/30/2022
 PLOT SCALE: 1/8" = 1'-0"
 PROJECT NO: 656-21-235
 SHEET NO: 1-TN120

BUILDING NO: 1
 DESIGNED BY: KSB
 DRAWN BY: SSK
 CHECKED BY: SSK
 FULLY SPRINKLERED

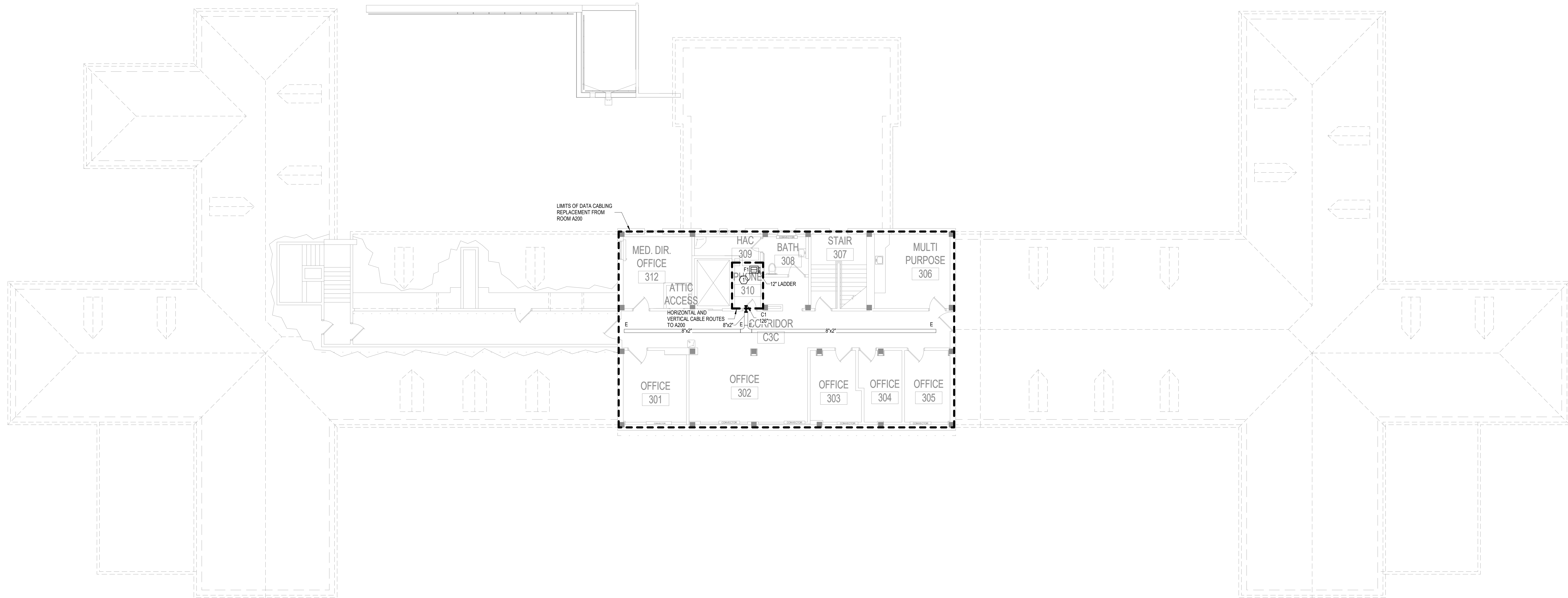
U.S. Department of Veterans Affairs
 Veterans Health Administration
 St. Cloud VA Health Care System

GENERAL NOTES:
 A. REFER TO GENERAL NOTES ON SHEET T000 FOR ADDITIONAL SCOPE.

SHEET NOTES:
 1. PROVIDE NEW FLOOR PENETRATION, VERTICAL CABLE TRAY, HORIZONTAL CABLE TRAY, AND WALL SLEEVE ASSEMBLY TO ACCOMMODATE ROUTING OF HORIZONTAL CABLING FROM SOURCE COMMUNICATIONS ROOM LOCATED ON SECOND FLOOR.



ATTIC ROOF



1 THIRD FLOOR PLAN - TELECOMMUNICATIONS
 1/8" = 1'-0"



BIM 360/121102.001 - VA St. Cloud EHRM Infrastructure Upgrades 656-235.B01.T_R21.rvt 5/11/2022 2:08:04 PM

No.	REVISION	DATE

CONSULTANT

SPECIALIZED ENGINEERING SOLUTIONS
 10360 Illinois Circle
 Omaha, NE 68134
 Phone: 402.991.5530
 www.specializedeng.com

ARCHITECT/ENGINEER OF RECORD

13605 1st Ave. N. #100 Plymouth, MN 55441
 P 763.412.4000 | F 763.412.4090 | ae-mn.com
 Anderson Engineering of Minnesota, LLC | Proj # 16305

STAMP

Bicsi
 Nathan Timm
 BICS1 ID # 346555
 Expires 12-31-24
 Nathan M. Timm

DRAWING TITLE
 THIRD FLOOR PLAN - TELECOMMUNICATIONS

PROJECT FILE
 EHRM INFRASTRUCTURE UPGRADES

DATE
 03/30/2022

PLOT SCALE
 1/8" = 1'-0"

PROJECT NO.
 656-21-235

DRAWING NO.
 1-TN130

BUILDING NO.
 1

DESIGNED BY
 KSB

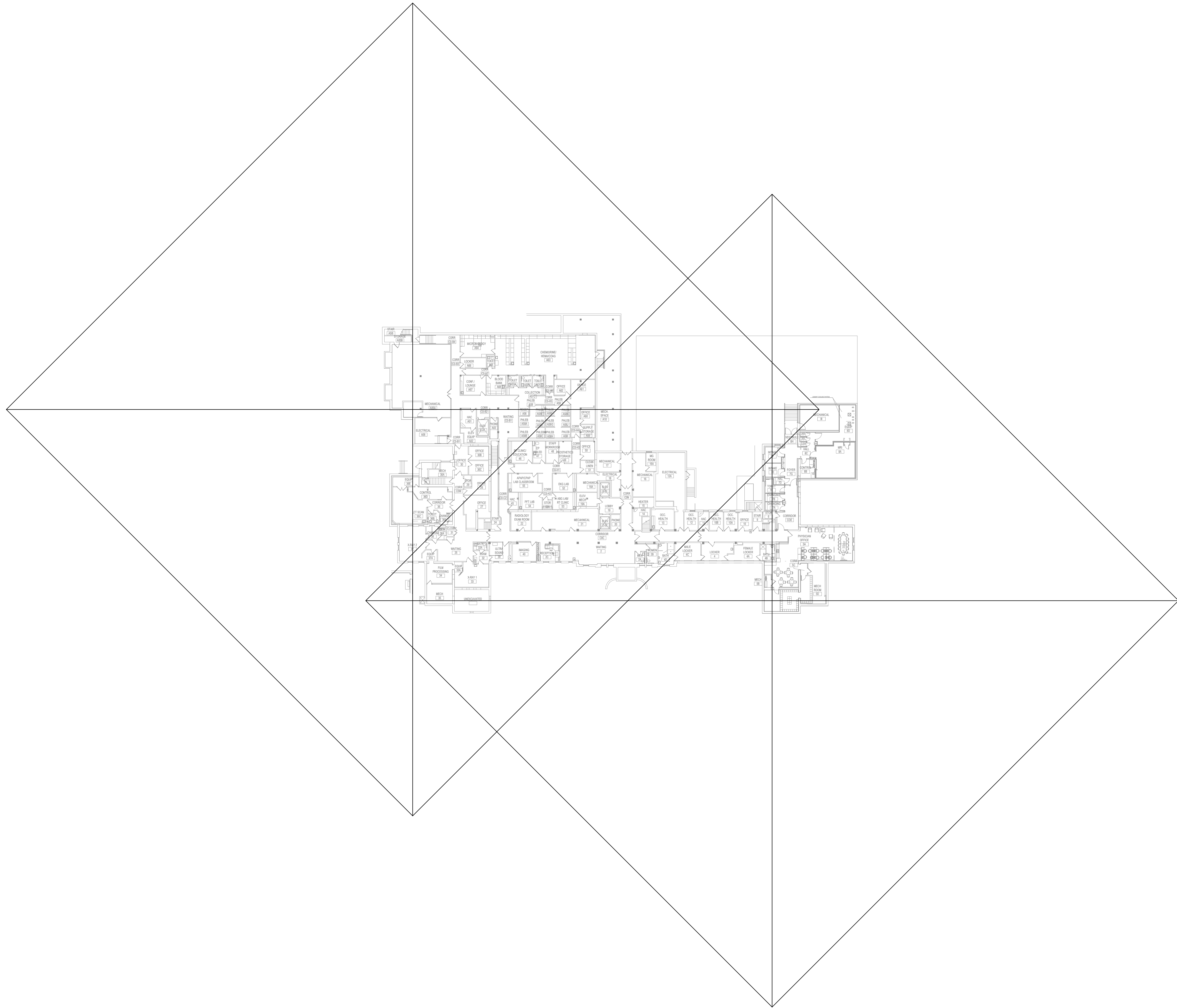
DRAWN BY
 SSK

LOCATION
 VA MEDICAL CENTER
 ST. CLOUD, MN 56303

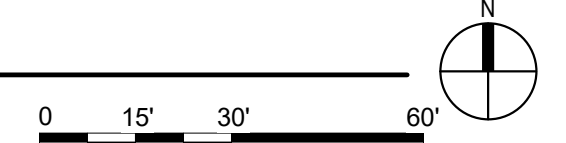
FULLY SPRINKLERED

DWG. OF

U.S. Department of Veterans Affairs
 Veterans Health Administration
 St. Cloud VA Health Care System



1 BASEMENT FLOOR PLAN - TELECOMMUNICATIONS - CABLE DISTANCE
1" = 30'-0"



5/11/2022 2:08:06 PM
BIM 360/12/102.001 - VA St Cloud EHRM Infrastructure Upgrades/656-235.B01.T_R21.rvt


No.	REVISION	DATE

CONSULTANT



SPECIALIZED ENGINEERING SOLUTIONS
10360 Illinois Circle
Omaha, NE 68134
Phone: 402.991.5530
www.specializedeng.com

ARCHITECT/ENGINEER OF RECORD



13605 1st Ave. N. #100 Plymouth, MN 55441
P 763.412.4000 | F 763.412.4090 | ae-mn.com
Anderson Engineering of Minnesota, LLC | Proj # 16305

STAMP



Bicsi
Nathan Timm
BICS1 ID # 346555
Exp. 12-31-24
Nathan M. Timm

DRAWING TITLE
BASEMENT FLOOR PLAN - TELECOM - CABLE DISTANCE

PROJECT FILE
EHRM INFRASTRUCTURE UPGRADES

DATE
03/30/2022

PLOT SCALE
656-21-235

DRAWING NO.
1-TN200

BUILDING No.
1

CHECKED BY
KSB

DRAWN BY
SSK

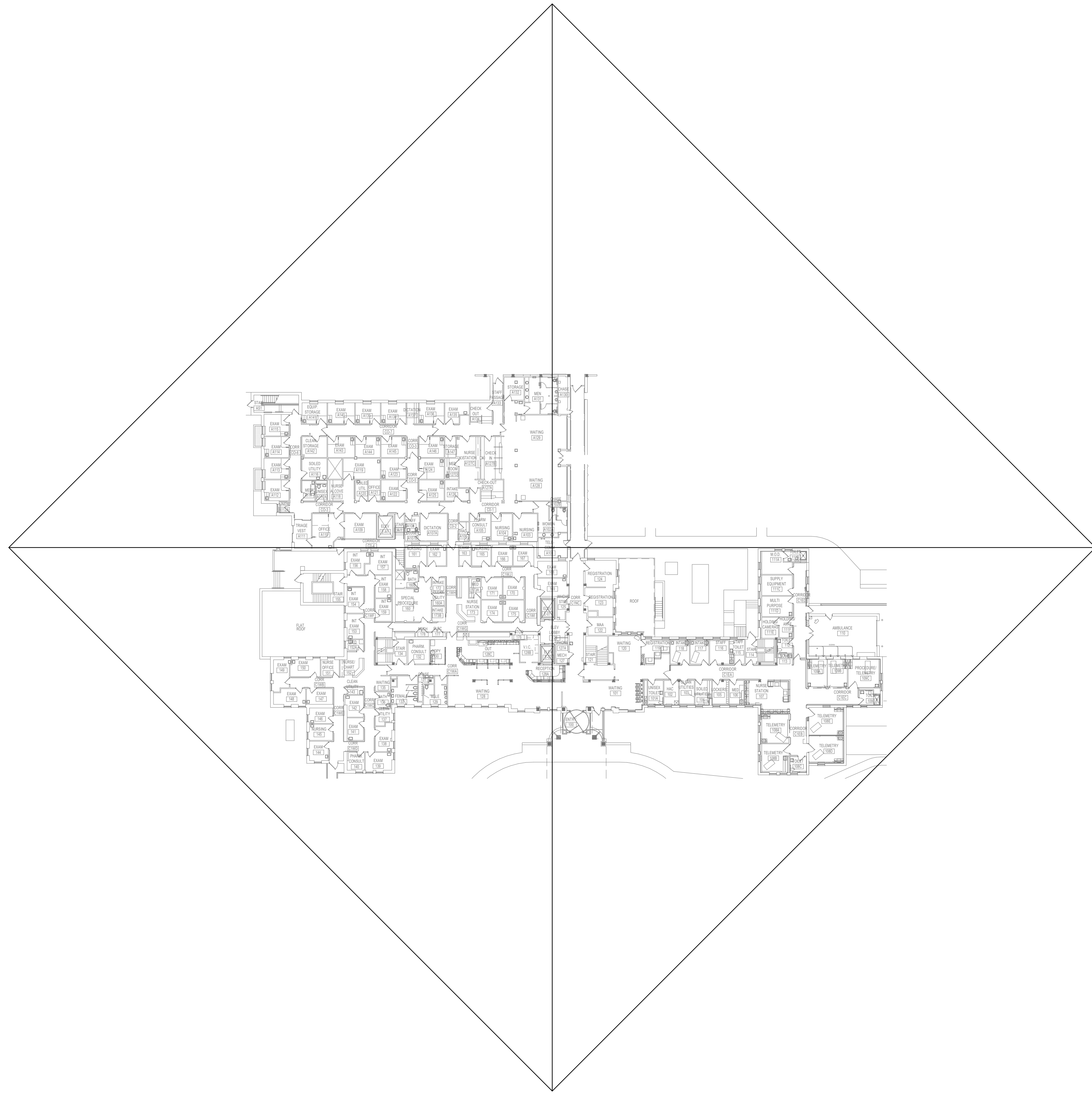
LOCATION
VA MEDICAL CENTER
ST. CLOUD, MN 56303

FULLY SPRINKLERED

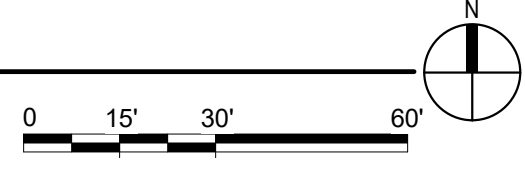
DWG. OF




U.S. Department of Veterans Affairs
Veterans Health Administration
St. Cloud VA Health Care System



1 FIRST FLOOR PLAN - TELECOMMUNICATIONS - CABLE DISTANCE
1" = 30'-0"



5/11/2022 2:08:06 PM
BIM 360/12/102.001 - VA St Cloud EHRM Infrastructure Upgrades/656-235.B01_T_R21.rvt


No.	REVISION	DATE

CONSULTANT



SPECIALIZED ENGINEERING SOLUTIONS
10360 Illinois Circle
Omaha, NE 68134
Phone: 402.991.5530
www.specializedeng.com

ARCHITECT/ENGINEER OF RECORD



13605 1st Ave. N. #100 Plymouth, MN 55441
P 763.412.4000 | F 763.412.4090 | ae-mn.com
Anderson Engineering of Minnesota, LLC | Proj # 16305

STAMP



Bicsi
Nathan Timm
Bicsi ID # 346555
Expires 12-31-24

DRAWING TITLE

FIRST FLOOR PLAN - TELECOM - CABLE DISTANCE

PROJECT FILE

EHRM INFRASTRUCTURE UPGRADES

DATE
03/30/2022

PLOT SCALE

PROJECT NO:
656-21-235

DRAWING NO:
1-TN210

BUILDING No
1

CHECKED BY
KSB

DRAWN BY
SSK

LOCATION
VA MEDICAL CENTER
ST. CLOUD, MN 56303

FULLY SPRINKLERED

DWG. OF




U.S. Department of Veterans Affairs
Veterans Health Administration
St. Cloud VA Health Care System

A

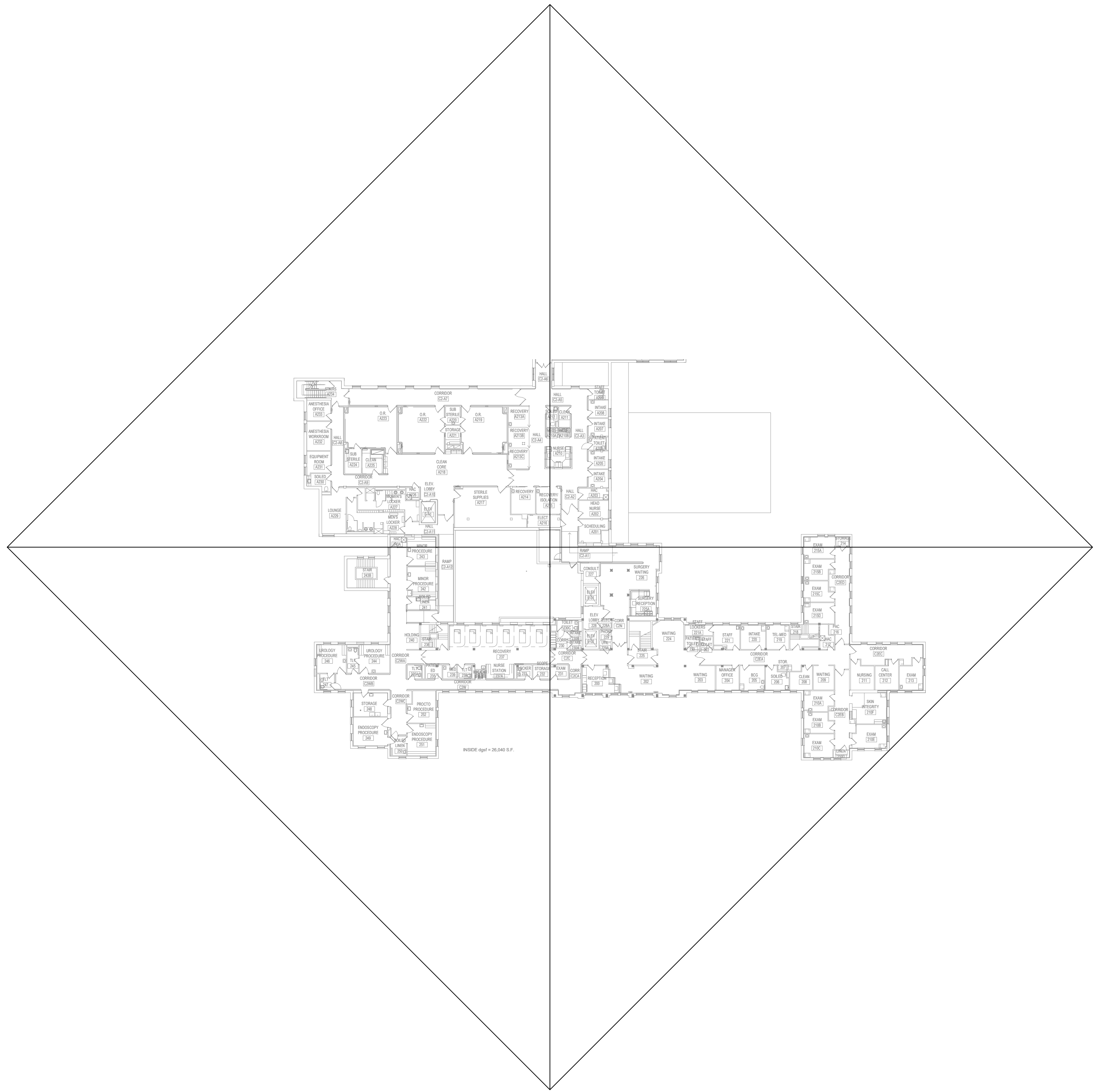
B

C

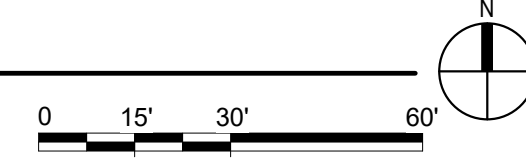
D

E

F



1 SECOND FLOOR PLAN - TELECOMMUNICATIONS - CABLE DISTANCE
 1" = 30'-0"



BIM 360://21102.001 - VA St Cloud EHRM Infrastructure Upgrades/656-235.B01.T_R21.rvt

No.	REVISION	DATE

CONSULTANT

SPECIALIZED ENGINEERING SOLUTIONS
 10360 Illinois Circle
 Omaha, NE 68134
 Phone: 402.991.5530
 www.specializedeng.com

ARCHITECT/ENGINEER OF RECORD

13605 1st Ave. N. #100 Plymouth, MN 55441
 P 763.412.4000 | F 763.412.4090 | ae-mn.com
 Anderson Engineering of Minnesota, LLC | Proj # 16305

STAMP

DRAWING TITLE

SECOND FLOOR PLAN - TELECOM - CABLE DISTANCE

PROJECT FILE

EHRM INFRASTRUCTURE UPGRADES

DATE 03/30/2022
PLOT SCALE
PROJECT NO. 656-21-235
DRAWING NO. 1-TN220

BUILDING No. 1
CHECKED BY KSB
DRAWN SSK
LOCATION VA MEDICAL CENTER ST. CLOUD, MN 56303
FULLY SPRINKLERED

U.S. Department of Veterans Affairs
 Veterans Health Administration
 St. Cloud VA Health Care System

A

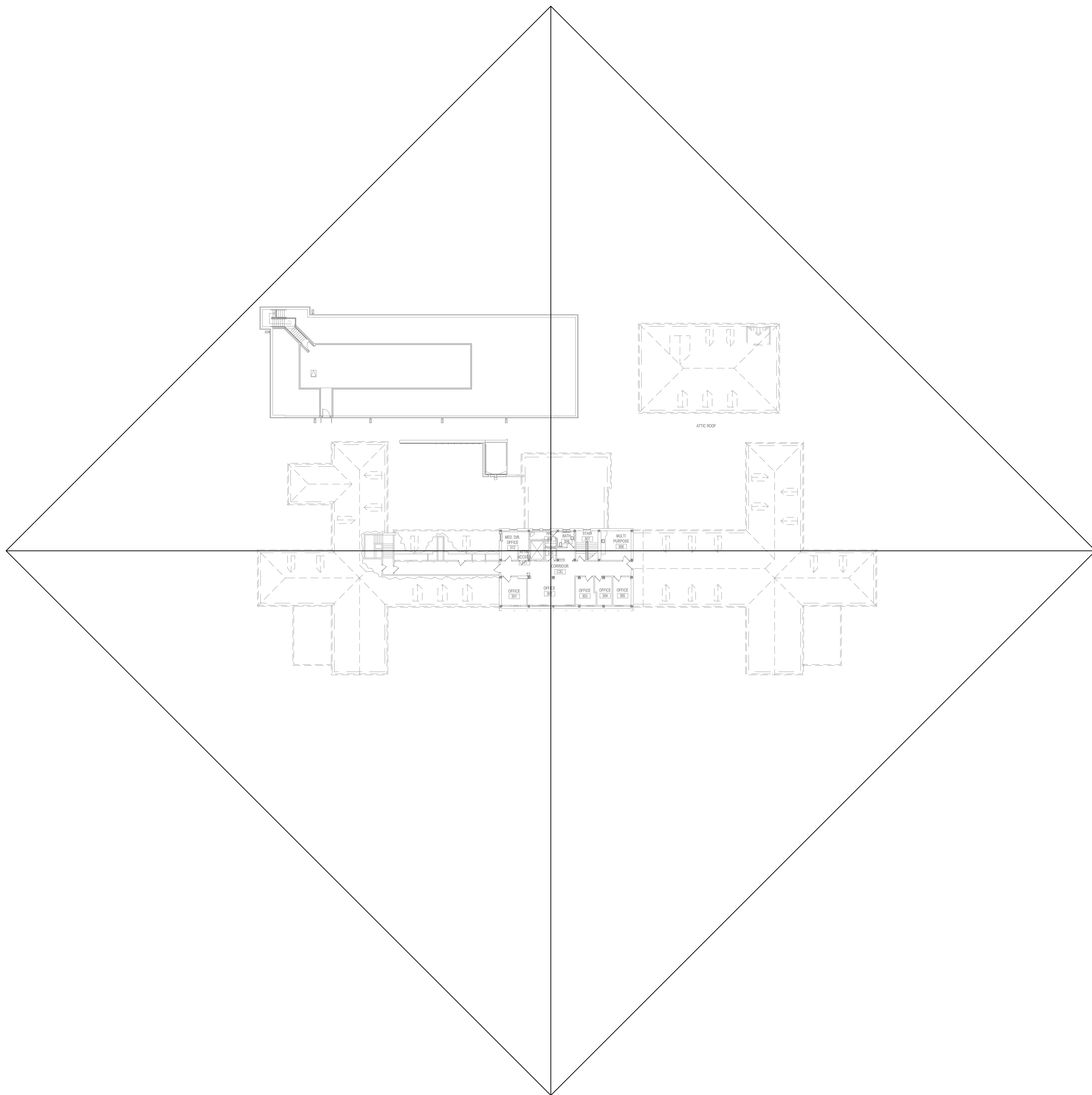
B

C

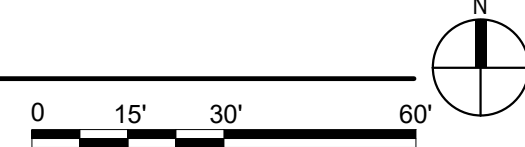
D

E

F



1 THIRD FLOOR PLAN - TELECOMMUNICATIONS - CABLE DISTANCE
NOT TO SCALE



BIM 360://2102.001 - VA St Cloud EHRM Infrastructure Upgrades/656-235.B01.T_R21.rvt

No	REVISION	DATE

CONSULTANT

SPECIALIZED ENGINEERING SOLUTIONS

10360 Illinois Circle
Omaha, NE 68134
Phone: 402.991.5530
www.specializedeng.com

ARCHITECT/ENGINEER OF RECORD

ANDERSON

13605 1st Ave. N. #100 Plymouth, MN 55441
P 763.412.4000 | F 763.412.4090 | ae-mn.com
Anderson Engineering of Minnesota, LLC | Proj # 16305

REGISTERED COMMUNICATIONS DISTRIBUTION

Bicsi
Nathan Timm
BICS1 ID # 346555
Exp. 12-31-24

DRAWING TITLE

THIRD FLOOR PLAN - TELECOM - CABLE DISTANCE

PROJECT FILE

EHRM INFRASTRUCTURE UPGRADES

DATE
03/30/2022

PLOT SCALE
AS SHOWN

PROJECT NO.
656-21-235

DRAWING NO.
1-TN230

BUILDING No.
1

CHECKED BY
KSB

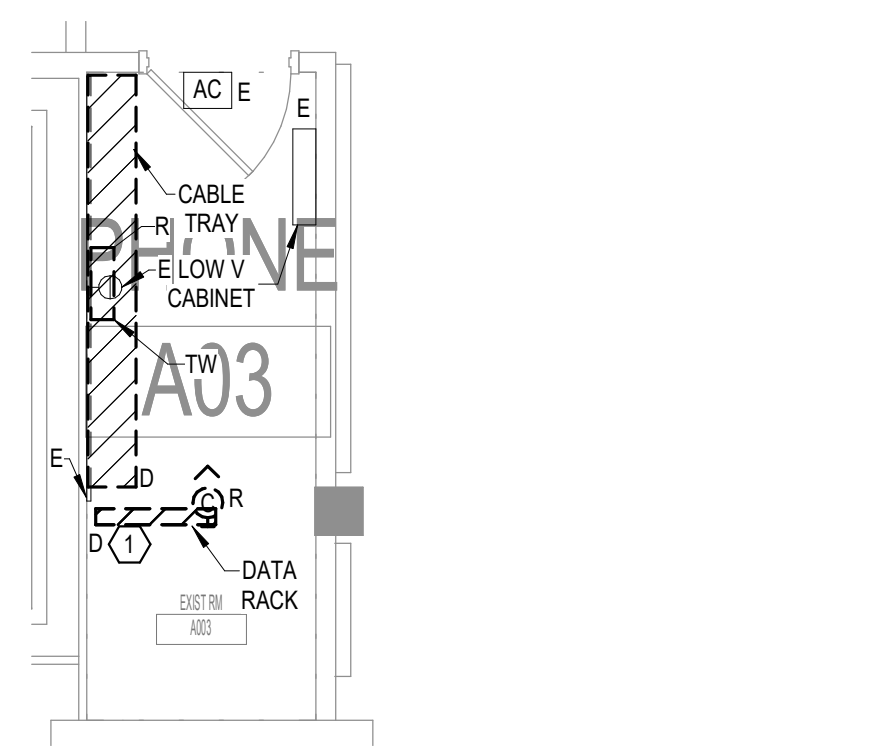
DRAWN BY
SSK

LOCATION
VA MEDICAL CENTER
ST. CLOUD, MN 56303

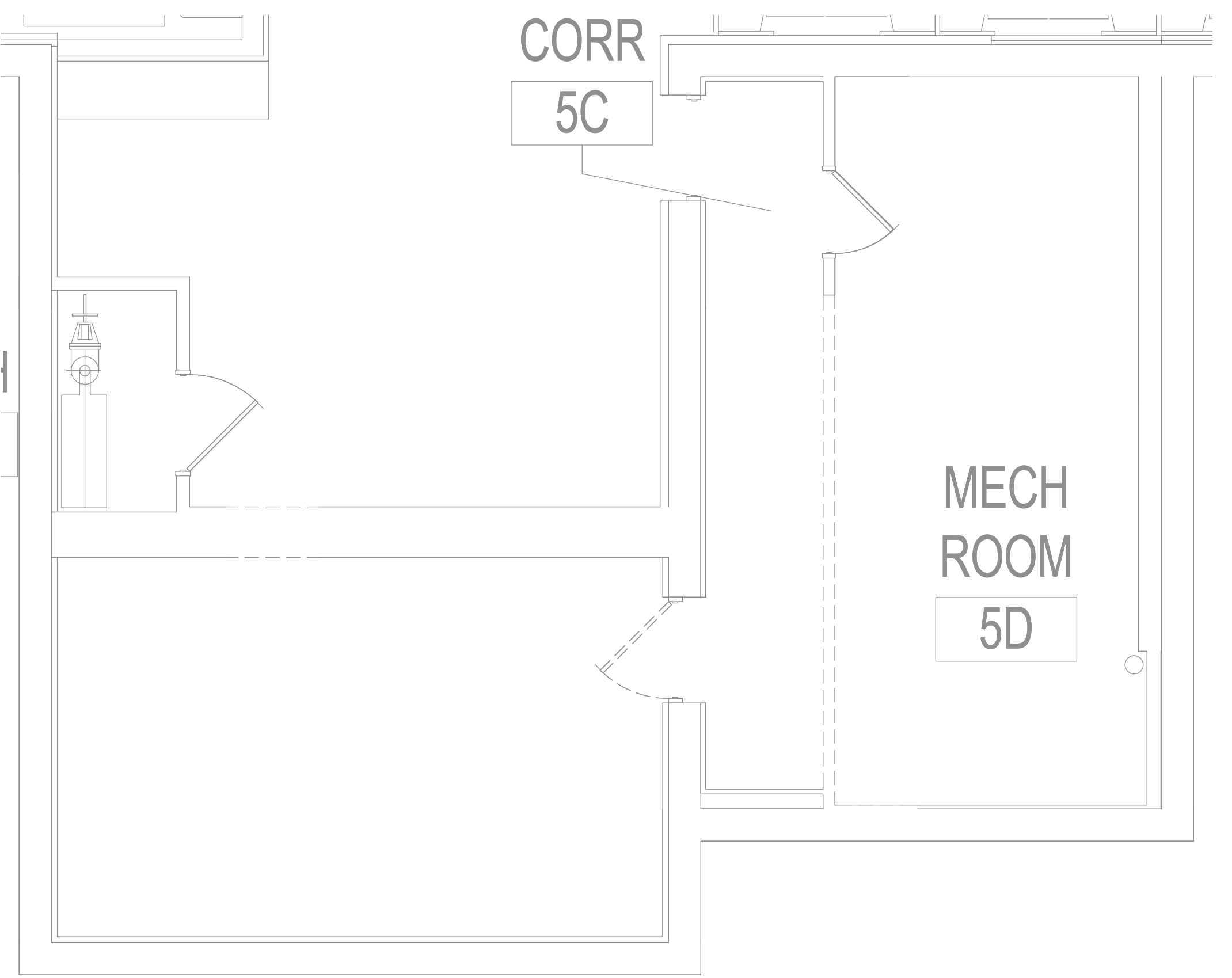
FULLY SPRINKLERED

DWG. OF

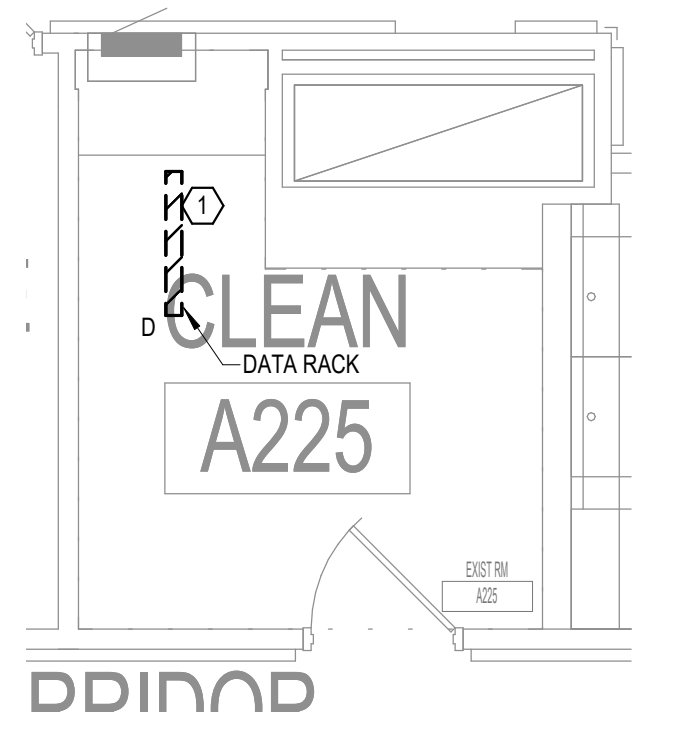
U.S. Department of Veterans Affairs
Veterans Health Administration
St. Cloud VA Health Care System



1 ENLARGED PLAN - TR A03 - TELECOM - DEMO
1/4" = 1'-0"



5 ENLARGED PLAN - TR 005F - TELECOM - DEMO
1/4" = 1'-0"



7 ENLARGED PLAN - RM A225 - TELECOM - DEMO
1/4" = 1'-0"

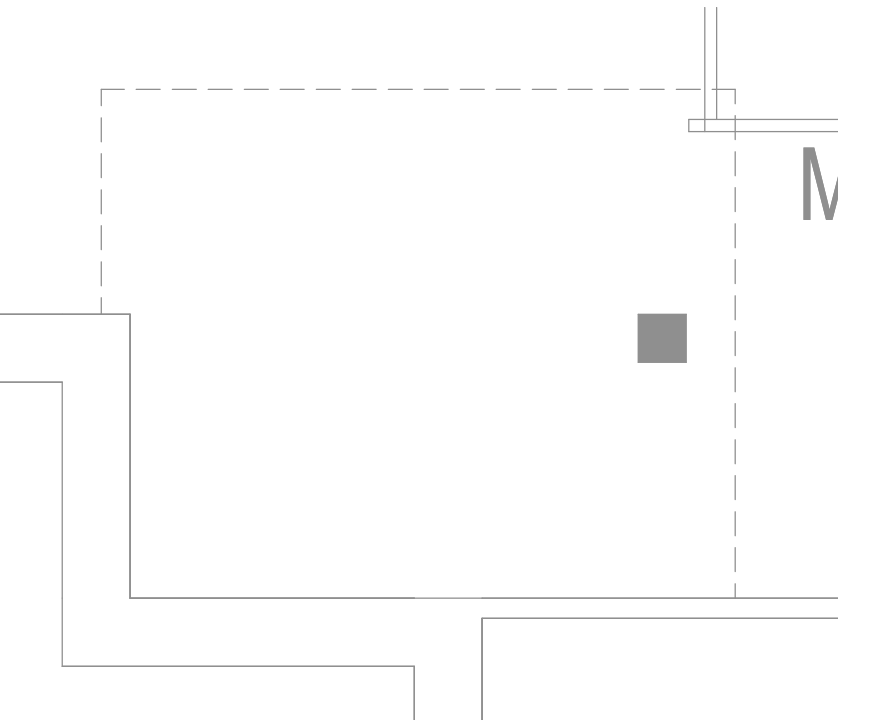
GENERAL NOTES:
A. REFER TO GENERAL DEMOLITION NOTES ON SHEET T000 FOR ADDITIONAL DEMOLITION SCOPE.

SHEET NOTES:

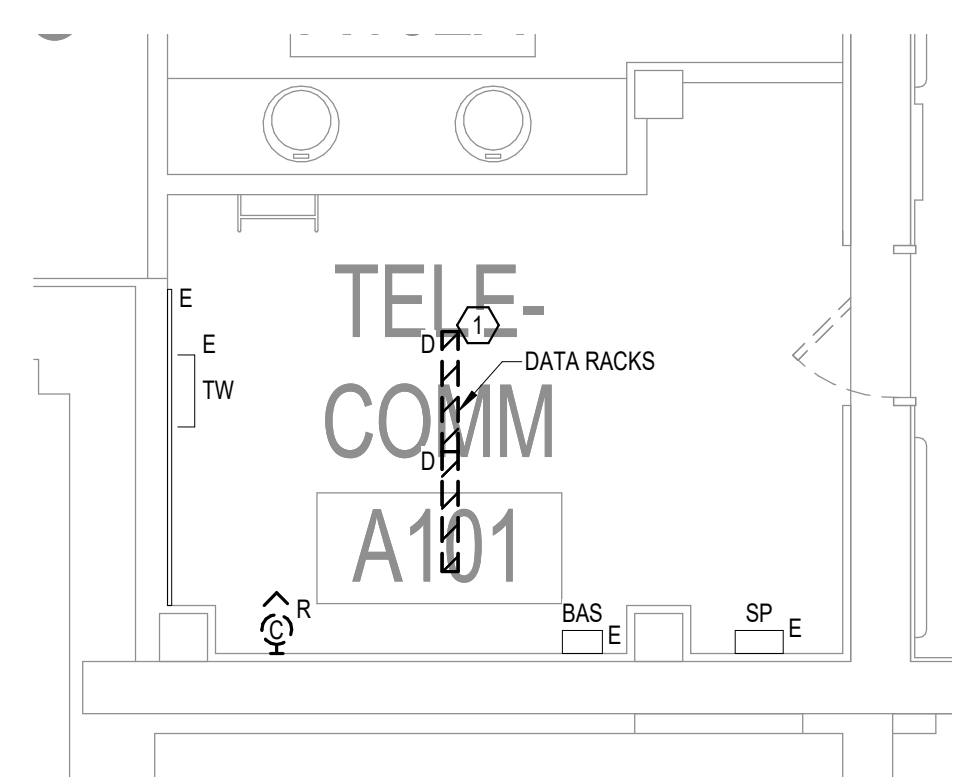
- EXISTING TELECOMMUNICATIONS CAGE AND RACK SHALL BE INCLUDED WITHIN THE SCOPE OF DEMOLITION. EXISTING CABLING AND ASSOCIATED OUTLETS SHALL BE REMOVED AND REPLACED FOR 1 AND REFED FROM DISTRIBUTION EQUIPMENT LOCATED WITHIN THE NEW TELECOMMUNICATIONS ROOM. REFER TO GENERAL CABLING NOTES FOR APPROXIMATE QUANTITIES. REFER TO NEW WORK PLANS FOR SERVING COMMUNICATIONS ROOM LOCATION AND NEW CABLING ROUTES.
- EXISTING CABLE TRAY, SECURITY CAMERAS, GROUND BUS BARS, AND RACKS FROM DECOMMISSIONED ROOMS ARE TO BE REUSED, WHEN POSSIBLE, IN NEW CONSTRUCTION TRS.

CABLING NOTE:
A. THE EXISTING CABLE COUNT ARE THE CABLES CURRENTLY PRESENT IN THE SPACE. THE CABLE RELOCATION COUNT ARE THE NEW OR RELOCATED CABLES TO BE FED FROM THE SPACE. THE FINAL CABLE COUNT ARE THE CABLES THAT WILL BE PRESENT IN THE SPACE AT THE COMPLETION OF THE PROJECT.

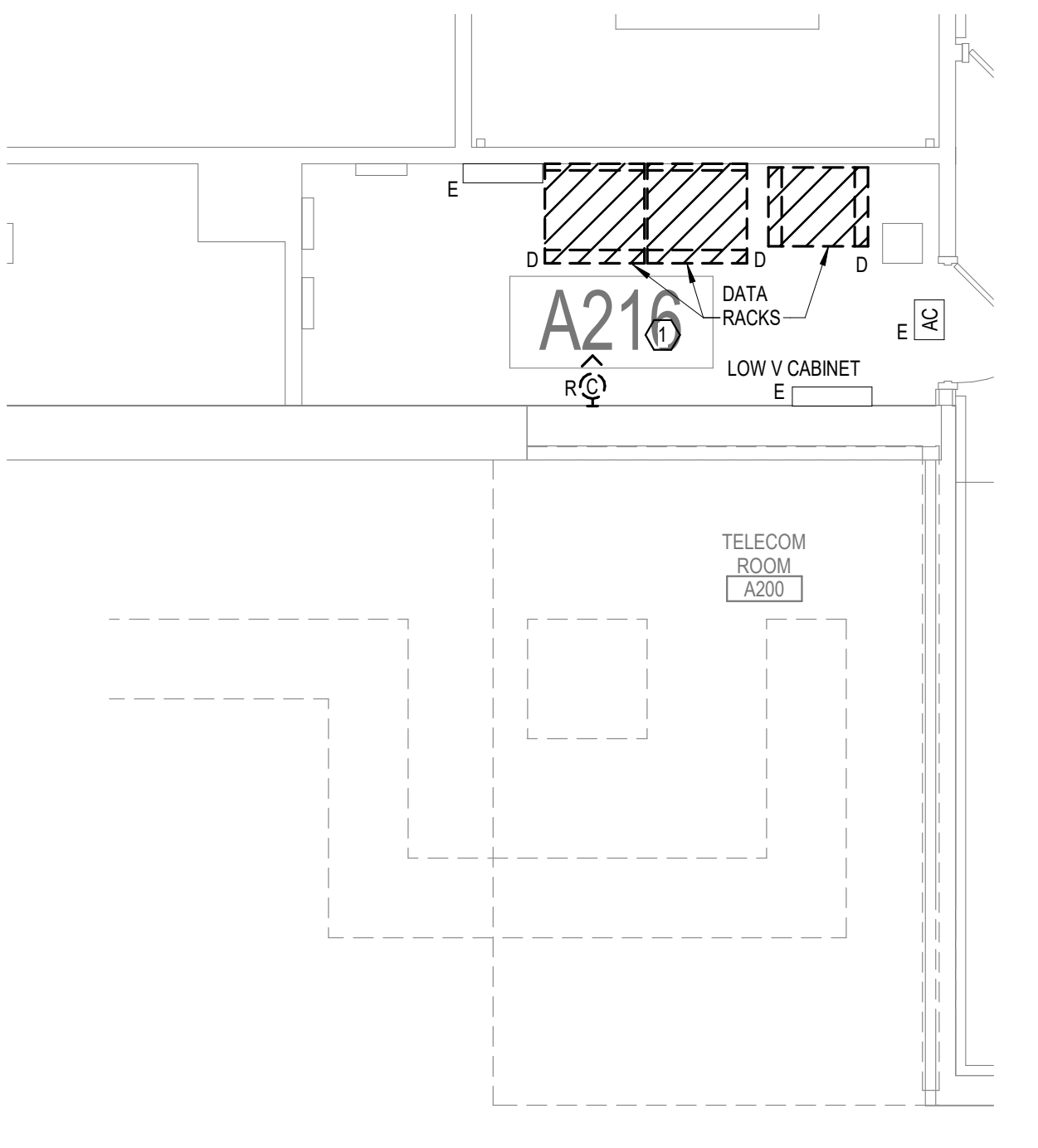
ROOM	EXISTING CABLE COUNT	CABLE RELOCATION COUNT	EXISTING CABLE TO REMAIN	FINAL CABLE COUNT
ROOM A003	DATA (CAT6): 0 DATA (CAT5e): 299 DATA (CAT3): 0	DATA (CAT6): 0 DATA (CAT5e): 0 DATA (CAT3): 0	DATA (CAT6): 0 DATA (CAT5e): 0 DATA (CAT3): 0	DATA (CAT6): 0 DATA (CAT5e): 0 DATA (CAT3): 0
ROOM A101	DATA (CAT6): 0 DATA (CAT5e): 212 DATA (CAT3): 0	DATA (CAT6): 0 DATA (CAT5e): 0 DATA (CAT3): 0	DATA (CAT6): 0 DATA (CAT5e): 0 DATA (CAT3): 0	DATA (CAT6): 0 DATA (CAT5e): 0 DATA (CAT3): 0
ROOM 127	DATA (CAT6): 0 DATA (CAT5e): 650 DATA (CAT3): 0	DATA (CAT6): 0 DATA (CAT5e): 0 DATA (CAT3): 0	DATA (CAT6): 0 DATA (CAT5e): 0 DATA (CAT3): 0	DATA (CAT6): 0 DATA (CAT5e): 0 DATA (CAT3): 0
ROOM A216	DATA (CAT6): 0 DATA (CAT5e): 215 DATA (CAT3): 0	DATA (CAT6): 0 DATA (CAT5e): 0 DATA (CAT3): 0	DATA (CAT6): 0 DATA (CAT5e): 0 DATA (CAT3): 0	DATA (CAT6): 0 DATA (CAT5e): 0 DATA (CAT3): 0
ROOM A225	DATA (CAT6): 0 DATA (CAT5e): 30 DATA (CAT3): 0	DATA (CAT6): 0 DATA (CAT5e): 0 DATA (CAT3): 0	DATA (CAT6): 0 DATA (CAT5e): 0 DATA (CAT3): 0	DATA (CAT6): 0 DATA (CAT5e): 0 DATA (CAT3): 0
ROOM 229	DATA (CAT6): 0 DATA (CAT5e): 295 DATA (CAT3): 0	DATA (CAT6): 0 DATA (CAT5e): 0 DATA (CAT3): 0	DATA (CAT6): 0 DATA (CAT5e): 0 DATA (CAT3): 0	DATA (CAT6): 0 DATA (CAT5e): 0 DATA (CAT3): 0



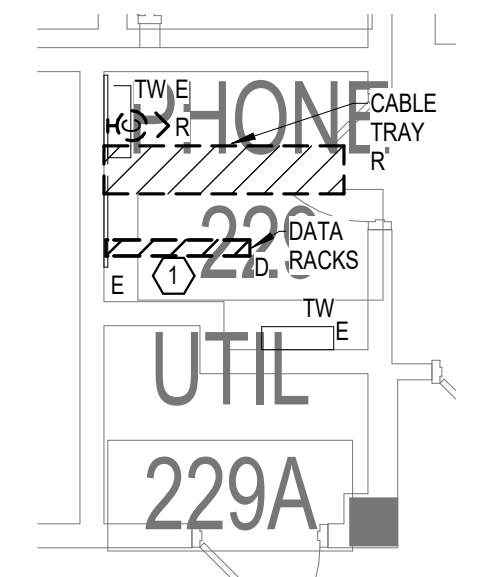
2 ENLARGED PLAN - TR A05C - TELECOM - DEMO
1/4" = 1'-0"



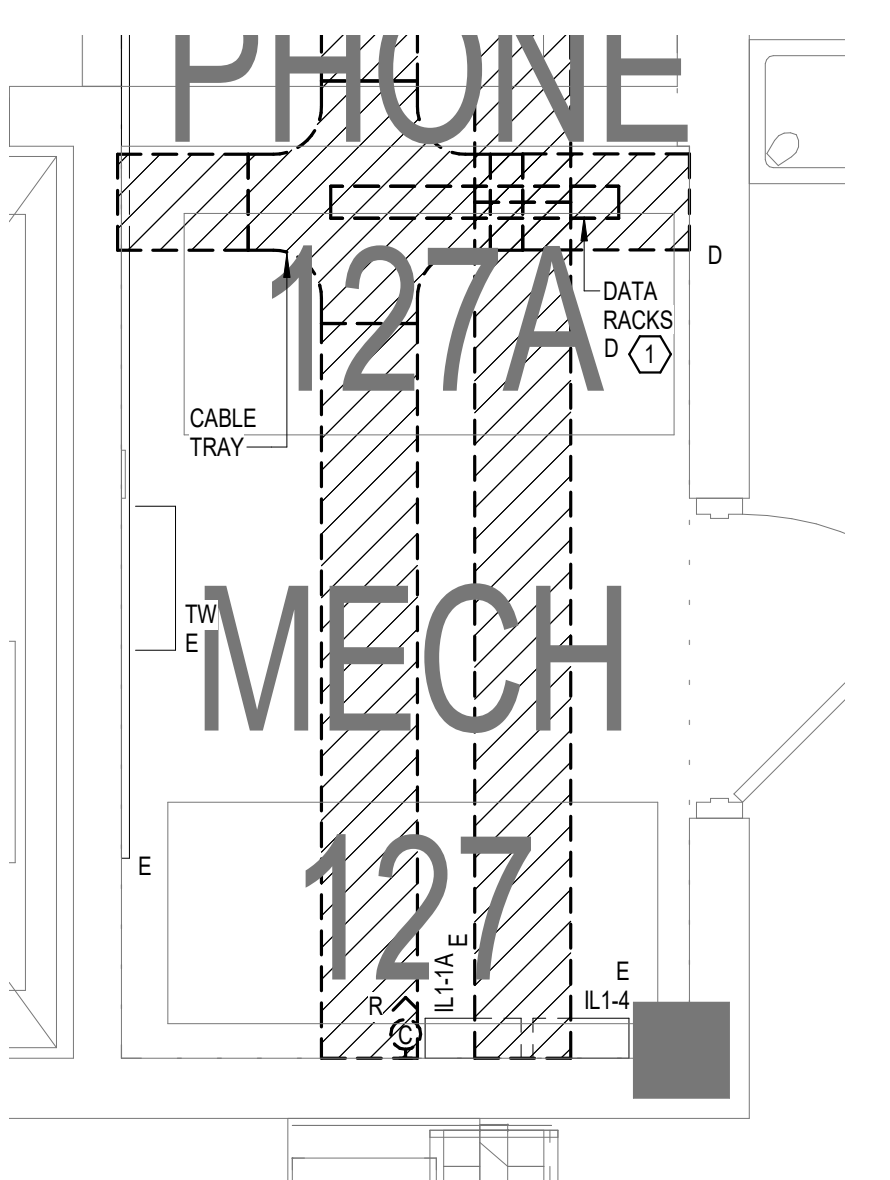
3 ENLARGED PLAN - TR A101 - TELECOM - DEMO
1/4" = 1'-0"



6 ENLARGED PLAN - TR A200 & A216 - TELECOM - DEMO
1/4" = 1'-0"



8 ENLARGED PLAN - RM 229 & 229A - TELECOM - DEMO
1/4" = 1'-0"



4 ENLARGED PLAN - RM 127 & 127A - TELECOM - DEMO
1/2" = 1'-0"

BIM 360://21102.001 - VA St. Cloud EHRM Infrastructure Upgrades/656-235/B01.T_R21.rvt 5/11/2022 2:08:12 PM

No.	REVISION	DATE

CONSULTANT
AST SES SPECIALIZED ENGINEERING SOLUTIONS
10360 Illinois Circle Omaha, NE 68134 Phone: 402-991-5530 www.specializedeng.com

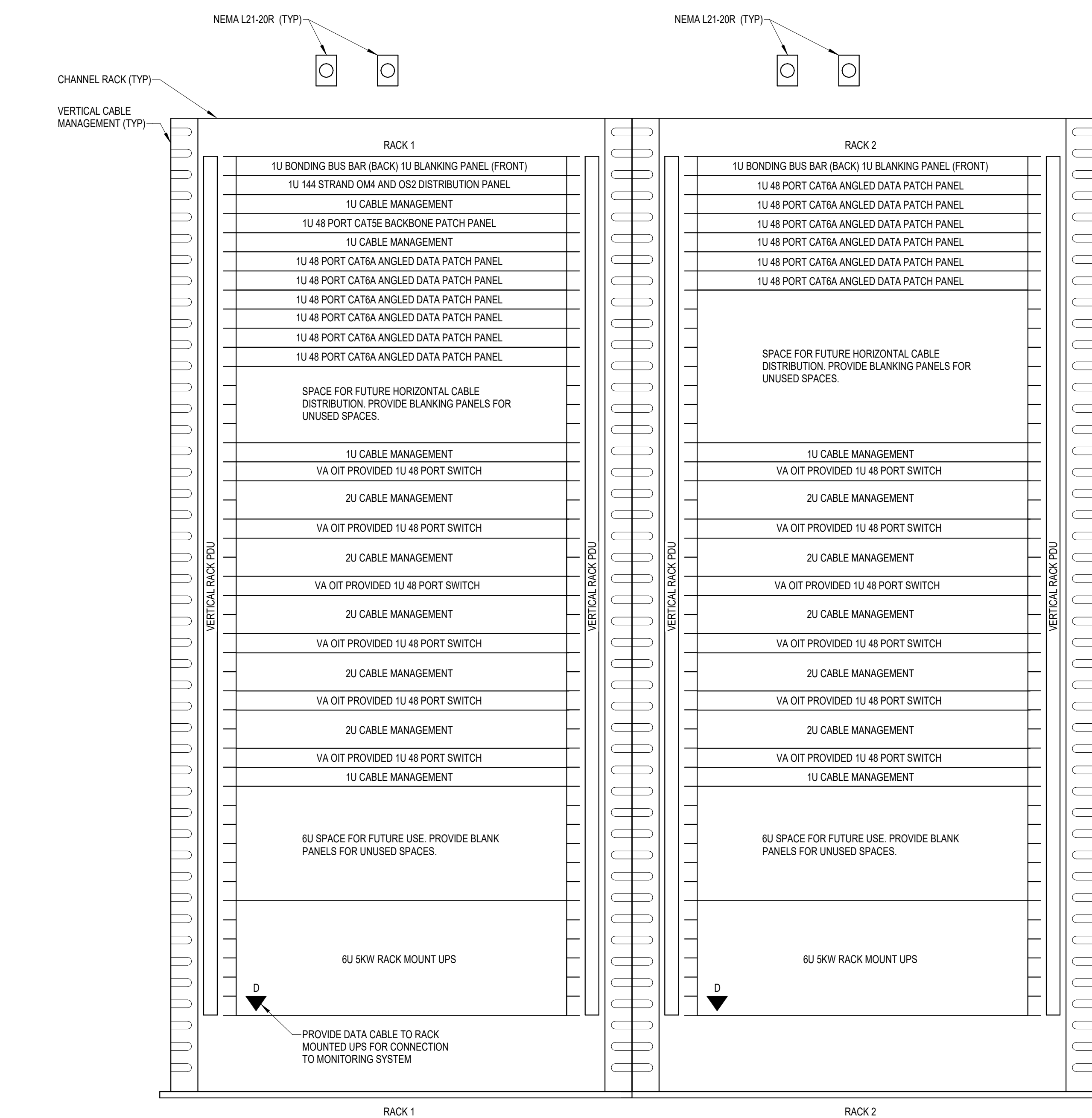
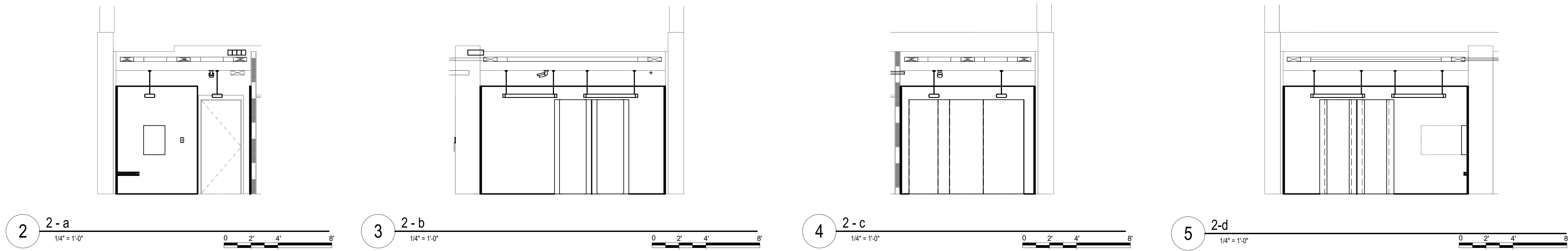
ARCHITECT/ENGINEER OF RECORD
ANDERSON
13605 1st Ave. N. #100 Plymouth, MN 55441 P 763.412.4000 | F 763.412.4090 | ae-mn.com Anderson Engineering of Minnesota, LLC | Proj # 16305

STAMP
Bicsi REGISTERED COMMUNICATIONS DISTRIBUTION Nathan Timm BICSI ID # 346555 Expires 12-31-24

DRAWING TITLE
ENLARGED PLANS - TELECOMMUNICATIONS - DEMO

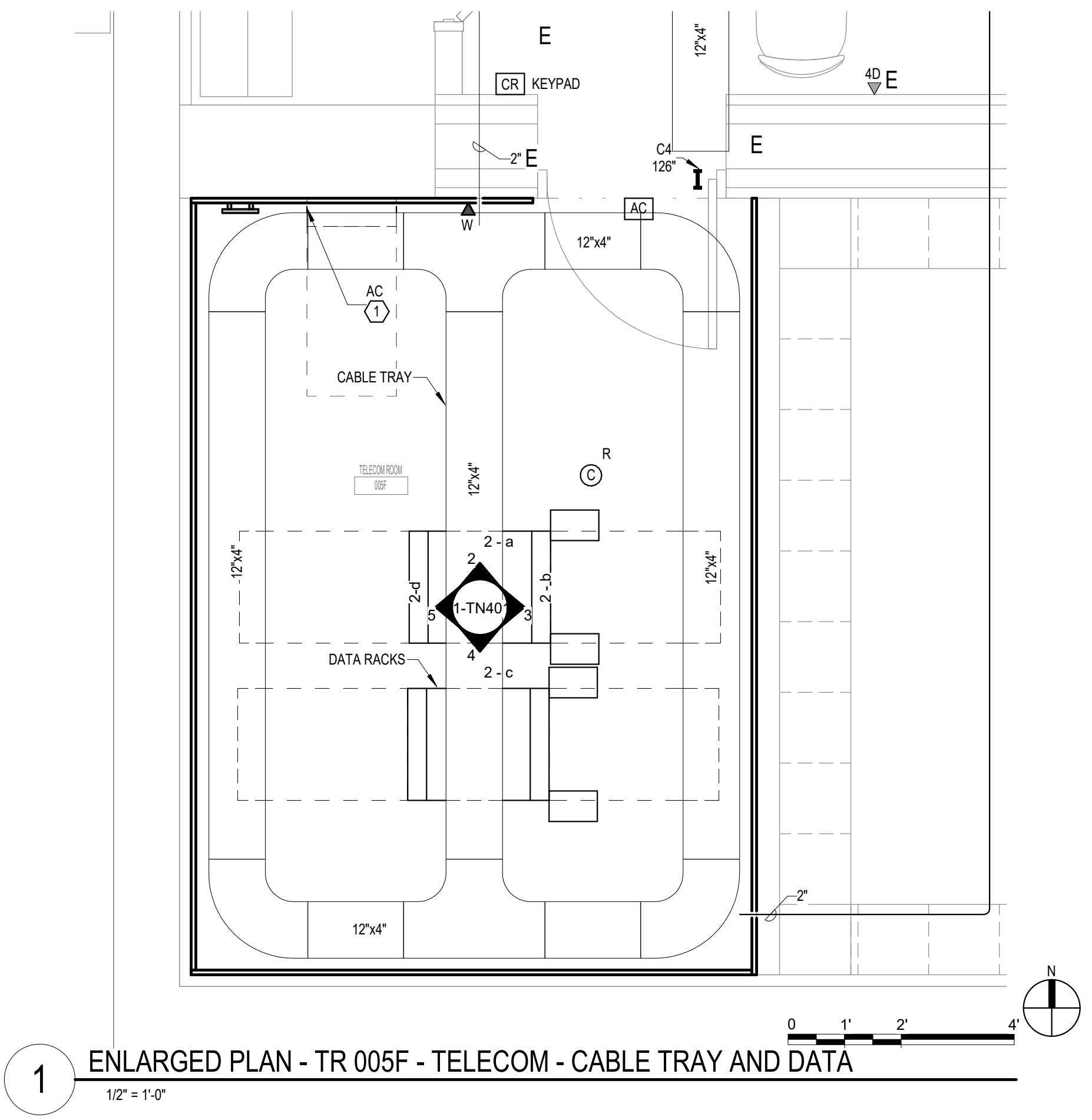
PROJECT FILE
EHRM INFRASTRUCTURE UPGRADES
DATE: 03/30/2022
PLOT SCALE: 1/4" = 1'-0"
PROJECT NO: 656-21-235
DRAWN BY: SSK
CHECKED BY: KSB
ISSUED BY: SSK
DATE: 03/30/2022
LOCATION: VA MEDICAL CENTER ST. CLOUD, MN 56303
FULLY SPRINKLERED
DWS OF

VA U.S. Department of Veterans Affairs
Veterans Health Administration
St. Cloud VA Health Care System



- NOTES**
- REFER TO NEW WORK PLAN FOR RACK LOCATIONS.
 - COORDINATE EXACT RACK COUNT AND LOCATION WITH OWNER PRIOR TO PERMANENT INSTALLATION.
 - SEE PROJECT SPECIFICATIONS FOR ADDITIONAL RACK COMPONENTS.
 - RACK ELEVATION SHOWS A FULLY CONFIGURED SAMPLE RACK. CONTRACTOR TO PROVIDE REQUIRED EQUIPMENT TO SUPPORT THE FINAL DATA COUNT FROM THE ENLARGED NEW SHEET. (NOT TO EXCEED 288 PORTS PER RACK).
 - COORDINATE FINAL RACK COMPONENT LAYOUT WITH OWNER'S OIT REPRESENTATIVE.
 - CONTRACTOR IS RESPONSIBLE FOR FINAL CABLE COUNT, QUANTITY OF PATCH PANELS, SWITCHES, FIBER ENCLOSURES, BLANKING PANELS, CABLE MANAGEMENT, AND MOUNTING HARDWARE NOT MARKED AS "OIT PROVIDED".
 - PUNCH-DOWN COPPER BACKBONES ON RACK MOUNT PATCH PANELS. TERMINATE ONE (1) PAIR PER PATCH PANEL PORT.

6 COMMUNICATIONS - TYPICAL TWO RACK ELEVATION WITH RACK MOUNT UPS - TR A005F
NOT TO SCALE



- GENERAL NOTES:**
- REFER TO GENERAL DEMOLITION NOTES ON SHEET T000 FOR ADDITIONAL DEMOLITION SCOPE.
- SHEET NOTES:**
- PROVIDE A NEW ACCESS CONTROL PANEL TO BE INSTALLED IN THE TELECOM ROOM. THE CARD READER AND KEYPAD FOR THIS ROOM TO BE WIRED TO THE NEW ACCESS CONTROL PANEL. EXISTING CARD READERS AND KEYPADS WILL BE MOVED TO THE NEW CONTROL PANEL UNDER A DIFFERENT PROJECT.
- CABLING NOTE:**
- CABLING NOTES
- A. THE EXISTING CABLE COUNT ARE THE CABLES CURRENTLY PRESENT IN THE SPACE. THE CABLE RELOCATION COUNT ARE THE NEW OR RELOCATED CABLES TO BE FED FROM THE SPACE. THE FINAL CABLE COUNT ARE THE CABLES THAT WILL BE PRESENT IN THE SPACE AT THE COMPLETION OF THE PROJECT.
1. ROOM 005F
- EXISTING CABLE COUNT
- DATA (CAT6): 0
 - DATA (CAT5e): 0
 - DATA (CAT5): 0
 - DATA (CAT3): 0
- CABLE RELOCATION COUNT
- DATA (CAT6): 0
 - DATA (CAT5e): 325 FROM ROOM 127
 - DATA (CAT5): 0
 - DATA (CAT3): 0
- EXISTING CABLE TO REMAIN
- DATA (CAT6): 0
 - DATA (CAT5e): 0
 - DATA (CAT5): 0
 - DATA (CAT3): 0
- FINAL CABLE COUNT
- DATA (CAT6): 325
 - DATA (CAT5): 0

5/11/2022 2:08:16 PM BIM 360://21102.001 - VA St. Cloud EHRM Infrastructure Upgrades/656-235-B01_T_R21.rvt

No.	REVISION	DATE

CONSULTANT

AST SES SPECIALIZED ENGINEERING SOLUTIONS

10360 Illinois Circle Omaha, NE 68134 Phone: 402.991.5530 www.specializedeng.com

ARCHITECT/ENGINEER OF RECORD

ANDERSON

13605 1st Ave. N. #100 Plymouth, MN 55441 P 763.412.4000 | F 763.412.4090 | ae-mn.com Anderson Engineering of Minnesota, LLC | Proj # 16305

STAMP

Bicsi REGISTERED COMMUNICATIONS DISTRIBUTION

Nathan Timm BICS ID # 346555 Expires 12-31-24

DRAWING TITLE

ENLARGED PLANS - TELECOMMUNICATIONS

PROJECT FILE

EHRM INFRASTRUCTURE UPGRADES

DATE

03/30/2022

PROJECT NO.

656-21-235

BUILDING NO.

1

CHECKED BY

KSB

DRAWN BY

SSK

SHOWN TO

1-TN401

LOCATION

VA MEDICAL CENTER ST. CLOUD, MN 56303

FULLY SPRINKLERED

DWG. OF

VA

U.S. Department of Veterans Affairs

Veterans Health Administration
St. Cloud VA Health Care System

