

# BUILDING 6 - EHRM INFRASTRUCTURE UPGRADES

## St. Cloud VA Health Care System Main Campus, St. Cloud, Minnesota

### OWNER AND CONSULTANTS:

VA COR:  
CONTACT: MIKE ENGMARK  
ADDRESS: ST CLOUD VA MEDICAL CENTER  
4801 VETERANS DRIVE  
ST. CLOUD, MN 56303  
PHONE: 320-252-1670

PROGRAM MANAGER:  
CONTACT: JONATHAN WEST  
ADDRESS: ST CLOUD VA MEDICAL CENTER  
4801 VETERANS DRIVE  
ST. CLOUD, MN 56303  
PHONE: 504-250-2699  
EMAIL: Jonathan.West@vcaint.com

CIVIL ENGINEER:  
NAME: ANDERSON ENGINEERING OF MN, LLC  
ADDRESS: 13605 1ST AVE NORTH, SUITE 100  
PLYMOUTH, MN 55441

CONTACT: IAN WEBER  
PHONE: 763-412-4000

ARCHITECT:  
NAME: ANDERSON ENGINEERING OF MN, LLC  
ADDRESS: 13605 1ST AVE NORTH, SUITE 100  
PLYMOUTH, MN 55441

CONTACT: EDWARD MARKFORT  
PHONE: 763-412-4000

STRUCTURAL ENGINEER:  
NAME: ADVANCED STRUCTURAL TECHNOLOGIES  
ADDRESS: 7301 OHMS LANE, SUITE 215  
EDINA, MN 55439

CONTACT: ZACHARY CRAIG  
PHONE: 952-854-9302

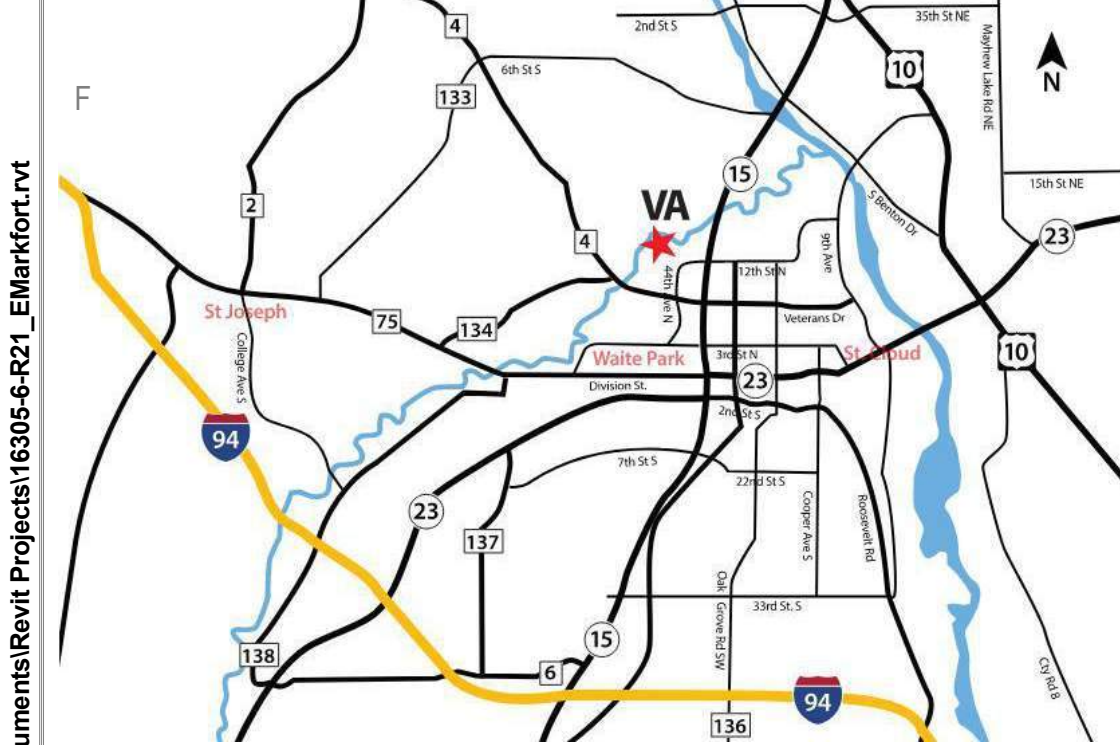
TELECOMMUNICATIONS ENGINEER:  
NAME: SPECIALIZED ENGINEERING SOLUTIONS  
ADDRESS: 10360 ELLISON CIRCLE  
OMAHA, NE 68134

CONTACT: KRIS BURNHAM  
PHONE: 402-991-5520

MECHANICAL/ELECTRICAL/PLUMBING/FIRE ENGINEER:  
NAME: SPECIALIZED ENGINEERING SOLUTIONS  
ADDRESS: 10360 ELLISON CIRCLE  
OMAHA, NE 68134

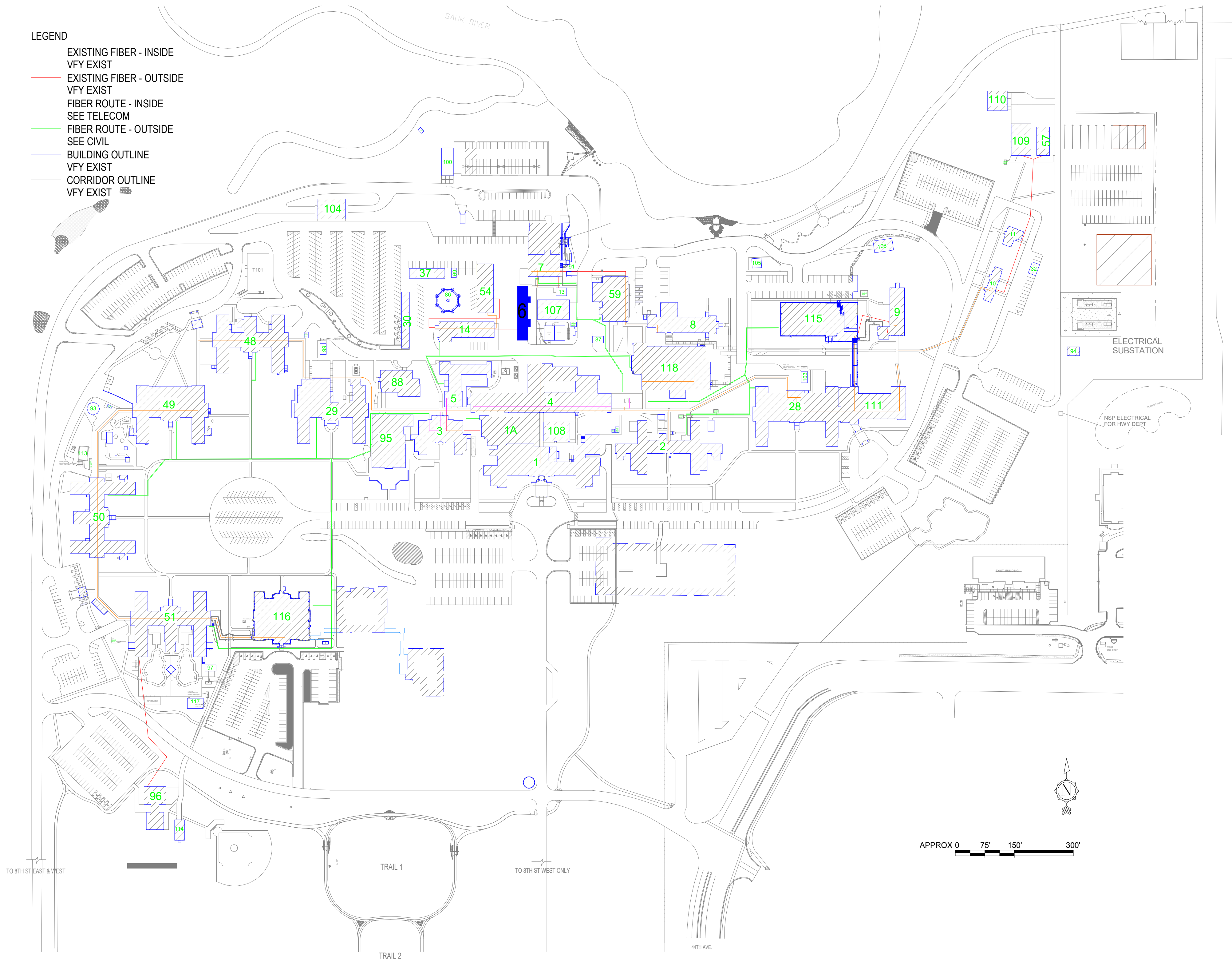
CONTACT: KRIS BURNHAM  
PHONE: 402-991-5520

### VICINITY MAP:



LEGEND

- EXISTING FIBER - INSIDE
- VFY EXIST
- EXISTING FIBER - OUTSIDE
- VFY EXIST
- FIBER ROUTE - INSIDE
- SEE TELECOM
- FIBER ROUTE - OUTSIDE
- SEE CIVIL
- BUILDING OUTLINE
- VFY EXIST
- CORRIDOR OUTLINE
- VFY EXIST



69  
SEE 54-G1000

54  
SEE 54-G1000

7  
SEE 7-G1000

13  
SEE 7-G1000

112  
SEE 112-G1000

### KEY PLAN

1" = 50'-0"

### SHEET INDEX - BUILDING 6

SHEET NO.	SHEET TITLE
6-G1000	BUILDING 6 COVER SHEET & SHEET INDEX
6-HA-1A	REFERENCE - FIRST FLOOR ASBESTOS RE-SURVEY
6-AST110	FIRST FLOOR PLAN - OVERALL
6-TD110	FIRST FLOOR PLAN - TELECOM - DEMOLITION
6-TN110	FIRST FLOOR PLAN - TELECOMMUNICATIONS
SEE GENERAL SHEETS FOR ADDITIONAL INFORMATION	

### ROOM SCHEDULE

NO.	NAME	CABLING	PATCH PANEL	FIBER	POWER	BONDING	UPS	DEDICATED COOLING	TEMPERATURE	HUMIDITY	RACK SENSOR	SPACE	AREA	WIDTH (FT)	LENGTH (FT)	H/T TO CLO STRUCT	REMARKS
FIRST FLOOR	104B	EXIST RM											243 SF	16.9	6.5		DECOMMISSION EXIST IT DATA ROOM. SEE TELECOM DRAWINGS. SEE BUILDING 7.

### HAZARDOUS MATERIAL SCHEDULE

LEVEL	ROOM NO.	ROOM NAME	QUESTIONABLE HAZARDOUS ELEMENT	POSSIBLE ABATEMENT ACTION
FIRST FLOOR	104B	EXIST RM	ACM SEE 6-HA-1A	NONE: ACM TO REMAIN UNDISTURBED
HAZARDOUS MATERIALS MAY BE ENCOUNTERED THROUGHOUT THE DISTRIBUTION ROUTING THROUGH CEILING PLENUMS AND UTILITY TUNNELS. INSTALLATION OF DISTRIBUTION SHALL NOT DISTURB QUESTIONABLE HAZARDOUS MATERIAL.				

### ICRA PHASE CONSTRUCTION ROOM SCHEDULE

LEVEL	ROOM NO.	ROOM NAME	CAI BLDG NAME / FUNCTION	CONSTRUCTION PROJECT ACTIVITY	INFECTION CONTROL RISK GROUP	CONTROL PROCEDURE CLASS	SECTION	CONSTRUCTION ZONE / OCCUPIED CONSTR	DAY / NIGHT
FIRST FLOOR	104B	EXIST RM	UTILITY SHOPS	TYPE B	GROUP 1	CLASS II	CENTER	OCCUPIED CONSTRUCTION	DAY
SEE GENERAL NOTES SHEET FOR CONSTRUCTION INFECTION CONTROL RISK ASSESSMENT (ICRA) DESCRIPTIONS. TYPE, GROUP AND CLASS SELECTED TO BEST OF DESIGN TEAM'S KNOWLEDGE. FINAL DETERMINATION BY THE VA WILL BE MADE AT A LATER DATE.									

### LEAK PREVENTION / DIVERTER SCHEDULE

LEVEL	ROOM NO.	ROOM NAME	OVER-HEAD LEAK DIVERTER AND DRAIN PIPING	LEAK PREVENTION BARRIER WATERPROOFING
FIRST FLOOR	104B	EXIST RM		
SEE GENERAL NOTES SHEET FOR DETAIL. MWP = MEMBRANE WATERPROOFING. MASONRY = FLUID-APPLIED WATERPROOFING. INT = INTERIOR. EXT = EXTERIOR				

### ARCHITECT/ENGINEER OF RECORD

**ANDERSON**

13605 1st Ave. N. #100 Plymouth, MN 55441  
P 763.412.4000 | F 763.412.4090 | [ae-mn.com](mailto:ae-mn.com)  
Anderson Engineering of Minnesota, LLC | Proj # 16305

### STAMP


I hereby certify that this plan, specification or report was prepared by me or under my direct supervision and that I am a duly Licensed Architect under the laws of the State of Minnesota.

Name: *Tom Olesak*  
Typed or Printed Name: Tom Olesak  
Date: 03/30/2022 License Number: MN# 18157

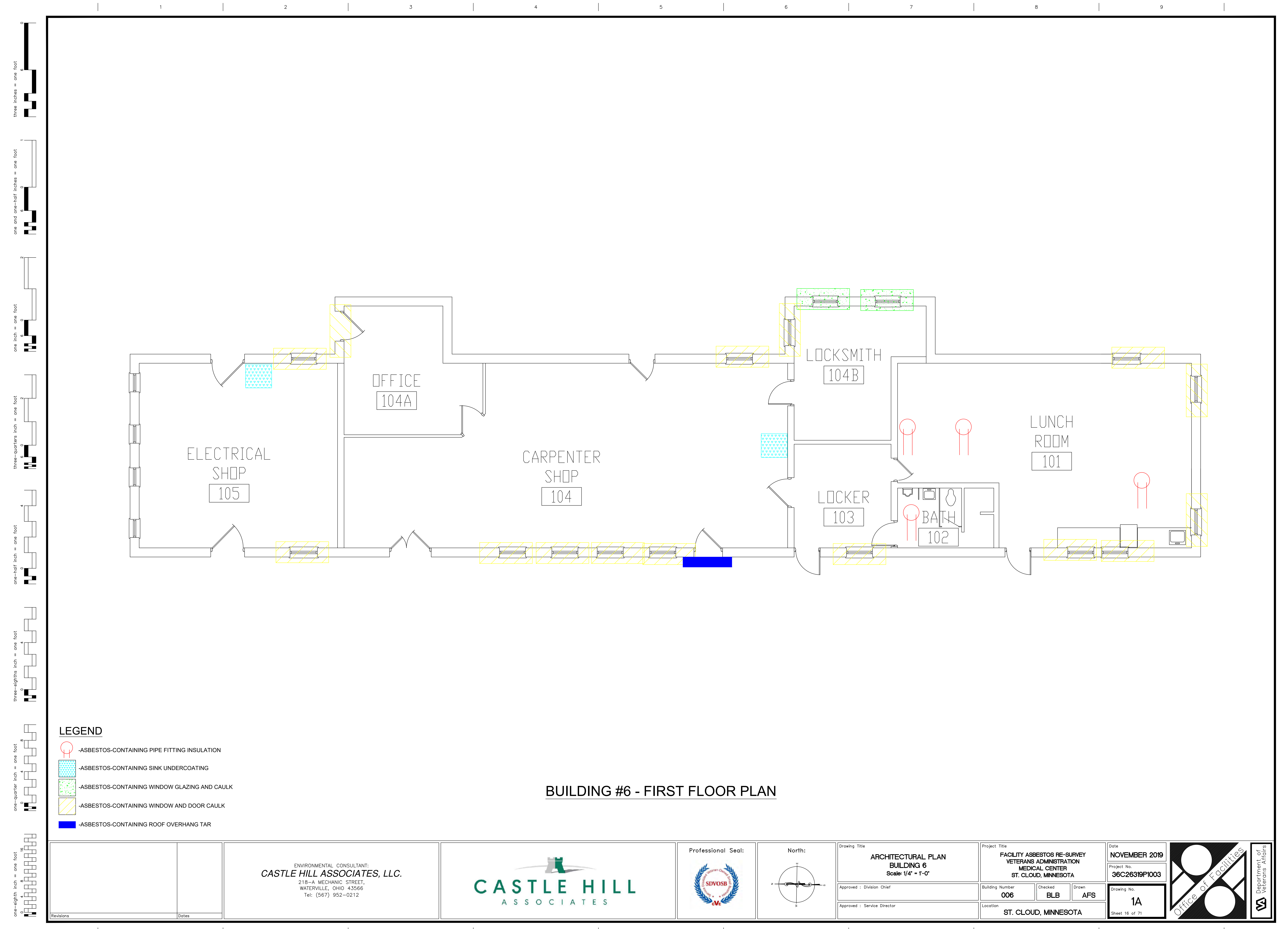
APPROVED: _____ DATE: _____	APPROVED: PROJECT COR _____ DATE: _____	APPROVED: PATIENT SAFETY _____ DATE: _____	APPROVED: O&M MANAGER _____ DATE: _____	APPROVED: DIRECTOR F&B _____ DATE: _____
APPROVED: _____ DATE: _____	APPROVED: SERVICE LINE DIRECTOR _____ DATE: _____	APPROVED: SAFETY MANAGER _____ DATE: _____	APPROVED: MO MANAGER _____ DATE: _____	APPROVED: ASSOCIATE DIRECTOR _____ DATE: _____
APPROVED: _____ DATE: _____	APPROVED: O&M COORDINATOR _____ DATE: _____	APPROVED: CHIEF OF POLICE _____ DATE: _____	APPROVED: PROJECTS SECTION MANAGER _____ DATE: _____	APPROVED: NURSE EXECUTIVE _____ DATE: _____
APPROVED: _____ DATE: _____	APPROVED: INFECTION CONTROL NURSE _____ DATE: _____	APPROVED: O&M MANAGER _____ DATE: _____	APPROVED: ASSISTANT CHIEF ENGINEER _____ DATE: _____	APPROVED: CHIEF OF STAFF _____ DATE: _____

### BUILDING 6 COVER SHEET & SHEET INDEX






PROJECT FILE: EHRM INFRASTRUCTURE UPGRADES	DATE: 03/30/2022
PLOT SCALE: 656-21-235	DRAWING NO: 6-G1000
BUILDING NO: 6	CHECKED BY: EM
LOCATION: VA MEDICAL CENTER ST. CLOUD, MN 56303	DRAWN BY: EM
FULLY SPRINKLERED	COVER OF: _____





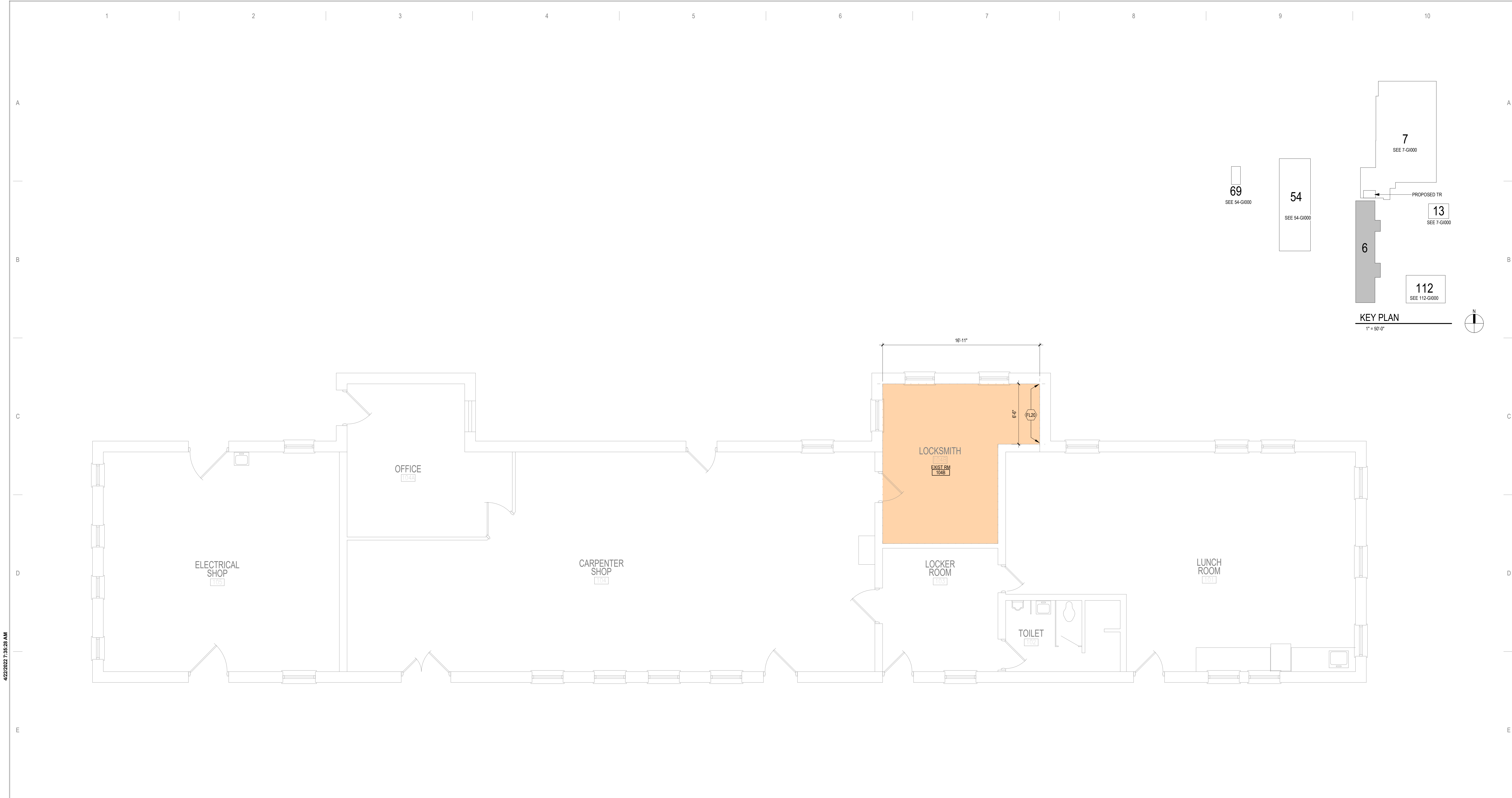


LEGEND

-  -ASBESTOS-CONTAINING PIPE FITTING INSULATION
-  -ASBESTOS-CONTAINING SINK UNDERCOATING
-  -ASBESTOS-CONTAINING WINDOW GLAZING AND CAULK
-  -ASBESTOS-CONTAINING WINDOW AND DOOR CAULK
-  -ASBESTOS-CONTAINING ROOF OVERHANG TAR

BUILDING #6 - FIRST FLOOR PLAN

<div>Revisions</div> <div>Dates</div>		<div>ENVIRONMENTAL CONSULTANT: <b>CASTLE HILL ASSOCIATES, LLC.</b> 218-A MECHANIC STREET, WATERVILLE, OHIO 43566 Tel: (567) 952-0212</div>	<div> <b>CASTLE HILL</b> ASSOCIATES</div>	<div>Professional Seal: </div>	<div>North: </div>	<div>Drawing Title <b>ARCHITECTURAL PLAN BUILDING 6 Scale: 1/4" = 1'-0"</b></div> <div>Approved : Division Chief</div> <div>Approved : Service Director</div>	<div>Project Title <b>FACILITY ASBESTOS RE-SURVEY VETERANS ADMINISTRATION MEDICAL CENTER ST. CLOUD, MINNESOTA</b></div> <div>Building Number <b>006</b></div> <div>Location <b>ST. CLOUD, MINNESOTA</b></div>	<div>Checked <b>BLB</b></div> <div>Drawn <b>AFS</b></div>	<div>Date <b>NOVEMBER 2019</b></div> <div>Project No. <b>36C26319P1003</b></div> <div>Drawing No. <b>1A</b></div> <div>Sheet 16 of 71</div>	<div> <b>Office of Facilities</b></div> <div> Department of Veterans Affairs</div>
---------------------------------------	--	--	--	---	---	---	---	---	---	--



1 FIRST FLOOR - OVERALL PLAN  
1/4" = 1'-0"

FLOOR PLAN KEYED NOTES

FL20 TELECOM EQUIPMENT, SEE TELECOM DRAWINGS.  
NOTE: NOT ALL KEYED NOTES MAY BE USED ON EACH PLAN

SHEET NOTES

- SEE GENERAL NOTES AND CAMPUS DRAWINGS FOR GENERAL INFORMATION, LIFE SAFETY, ICRA, AND PHASING
- ALL EXISTING CONDITIONS MUST BE FIELD VERIFIED BY THE CONTRACTOR PRIOR TO DEMOLITION OR CONSTRUCTION. EXISTING CONDITIONS THAT DIFFER FROM THOSE SHOWN MUST BE BROUGHT TO THE ATTENTION OF THE C.O.R. TO INFORM THE ARCHITECTS AND ENGINEERS.
- THE INFORMATION SHOWN ON THE DRAWINGS IS BASED ON DRAWINGS AND PHOTOGRAPHS PROVIDED BY THE C.O.R. COMBINED WITH OBSERVATIONS AND SURVEYED DATA FROM THE ARCHITECTS AND ENGINEERS.
- SEE CIVIL, STRUCTURAL, TELECOM, ELECTRICAL, MECHANICAL, AND PLUMBING DRAWINGS FOR ADDITIONAL DEMOLITION AND CONSTRUCTION REQUIREMENTS.
- PORTABLE FIRE EXTINGUISHERS (CO2 OR HALOGENATED TYPE) WITH WALL MOUNT BRACKET AND CODE REQUIRED SIGNAGE SHALL BE PROVIDED WITHIN TELECOM ROOMS.

C:\Users\Public\Documents\Revit Projects\16305-6-AS1 - EHRM\ort.rvt

No	REVISION	DATE

CONSULTANT

AST

SES

SPECIALIZED  
ENGINEERING  
SOLUTIONS

10360 Ellison Circle  
Omaha, NE 68134  
Phone: 402.991.5520  
www.specializedeng.com

ARCHITECT/ENGINEER OF RECORD

ANDERSON

13605 1st Ave. N. #100 Plymouth, MN 55441  
P 763.412.4000 | F 763.412.4090 | ae-mn.com  
Anderson Engineering of Minnesota, LLC | Proj # 16305

STAMP

I hereby certify that this plan, specification or report was prepared by me or under my direct supervision and that I am a duly Licensed Architect under the laws of the State of Minnesota.  
Name: *Tom Olesak*  
Typed or Printed Name: Tom Olesak  
Date: 03/30/2022 License Number: MN# 18157

DRAWING TITLE

FIRST FLOOR PLAN - OVERALL

PROJECT TITLE

EHRM INFRASTRUCTURE UPGRADES

DATE

03/30/2022

PLOT SCALE

656-21-235

BUILDING No

6

CHECKED BY

EM

DRAWN

EM

DRAWING No

6-AS110


LOCATION

VA MEDICAL CENTER  
ST. CLOUD, MN 56303

FULLY SPRINKLERED

DWG. OF

VA



U.S. Department  
of Veterans Affairs  
Veterans Health  
Administration  
St. Cloud VA  
Health Care System

A

B

C

D

E

F

A

B

C

D

E

F

SHEET NOTES:

1. EXISTING TELECOMMUNICATIONS CAGE AND RACK SHALL BE INCLUDED WITHIN THE SCOPE OF DEMOLITION. EXISTING CABLING AND ASSOCIATED OUTLETS SHALL BE REMOVED AND REPLACED 1 FOR 1 AND REFEED FROM DISTRIBUTION EQUIPMENT LOCATED WITHIN THE NEW TELECOMMUNICATIONS ROOM. REFER TO GENERAL CABLING NOTES FOR APPROXIMATE QUANTITIES. REFER TO NEW WORK PLANS FOR SERVING COMMUNICATIONS ROOM LOCATION AND NEW CABLING ROUTES.

GENERAL NOTES:

A. REFER TO GENERAL DEMOLITION NOTES ON SHEET 1000 FOR ADDITIONAL DEMOLITION SCOPE.

CABLING NOTE:

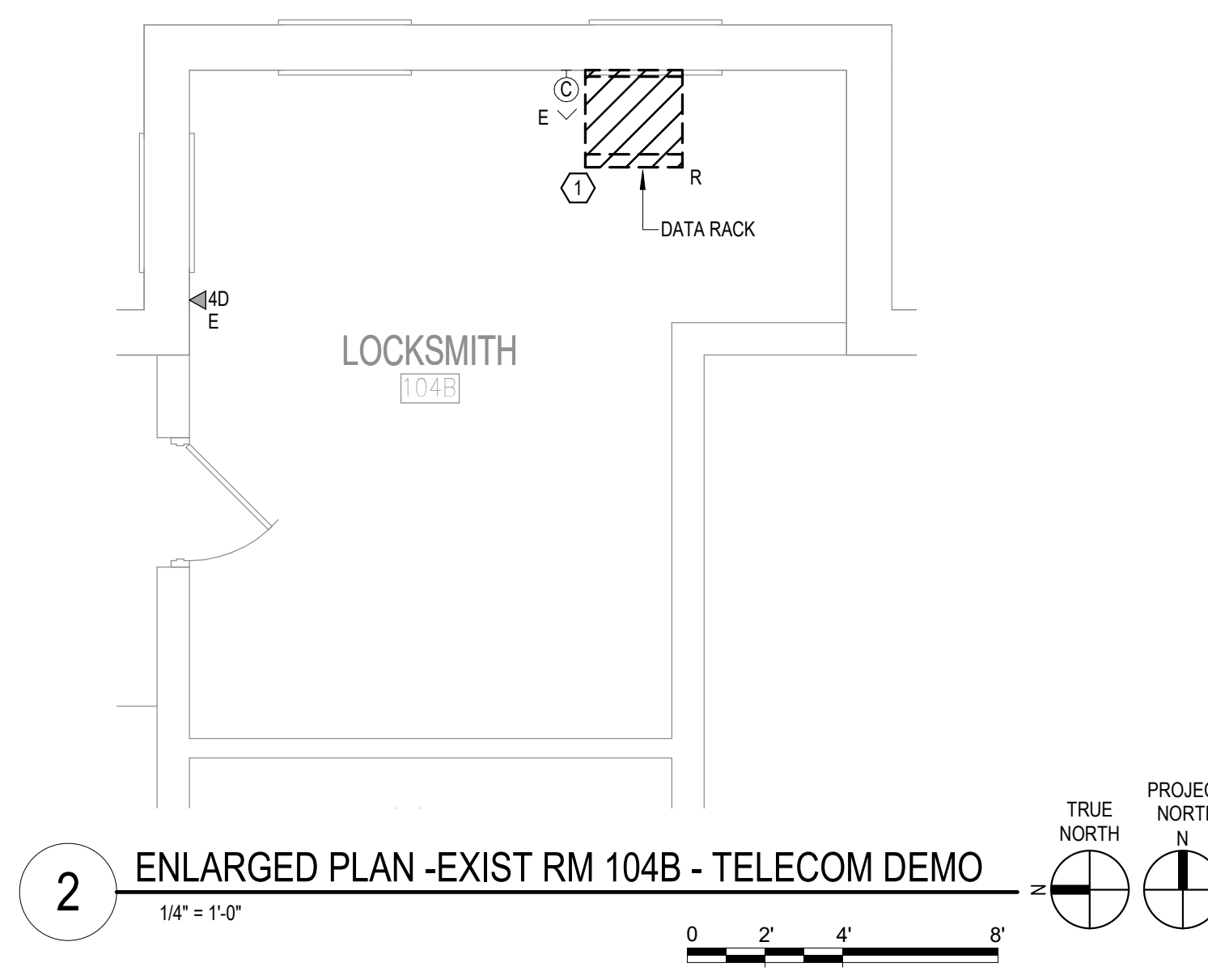
CABLING NOTES:  
A. THE EXISTING CABLE COUNT ARE THE CABLES CURRENTLY PRESENT IN THE SPACE. THE CABLE RELOCATION COUNT ARE THE NEW OR RELOCATED CABLES TO BE FEED FROM THE SPACE. THE FINAL CABLE COUNT ARE THE CABLES THAT WILL BE PRESENT IN THE SPACE AT THE COMPLETION OF THE PROJECT.

1. ROOM 104B  
EXISTING CABLE COUNT  
DATA (CAT6): 0  
DATA (CAT5e): 64  
DATA (CAT5): 0  
DATA (CAT3): 0

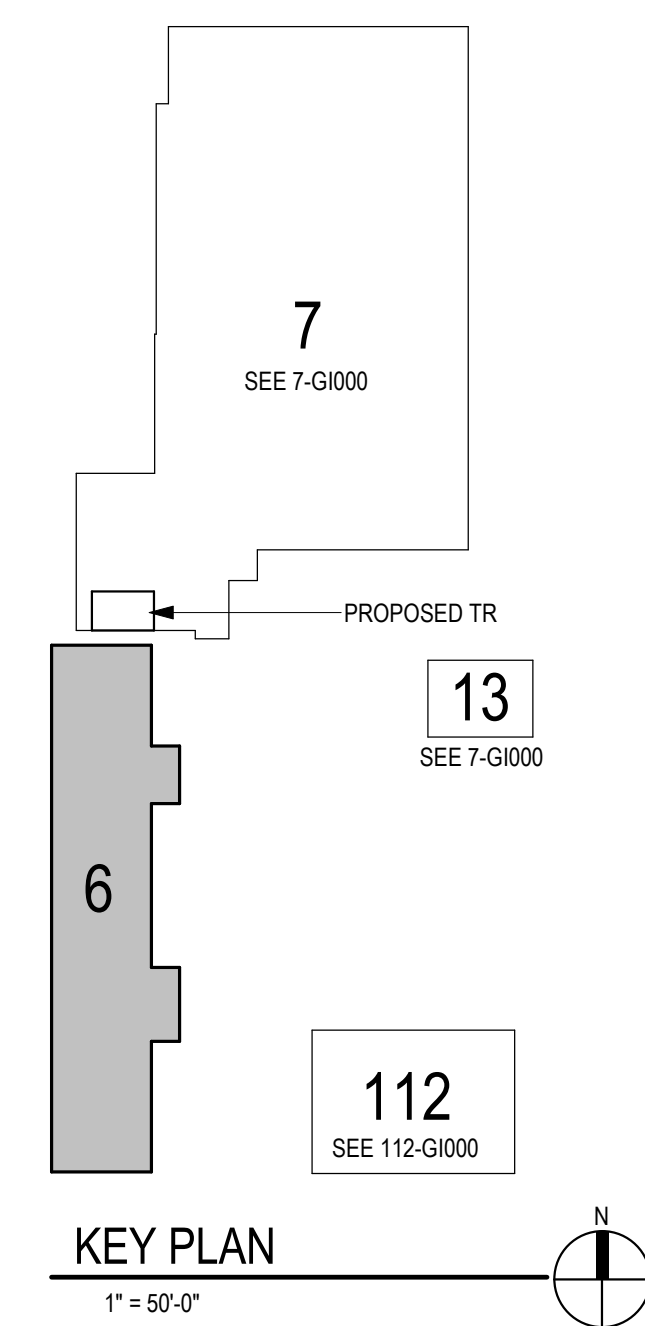
CABLE RELOCATION COUNT  
DATA (CAT6): 0  
DATA (CAT5e): 0  
DATA (CAT5): 0  
DATA (CAT3): 0

EXISTING CABLE TO REMAIN  
DATA (CAT6): 0  
DATA (CAT5e): 0  
DATA (CAT5): 0  
DATA (CAT3): 0

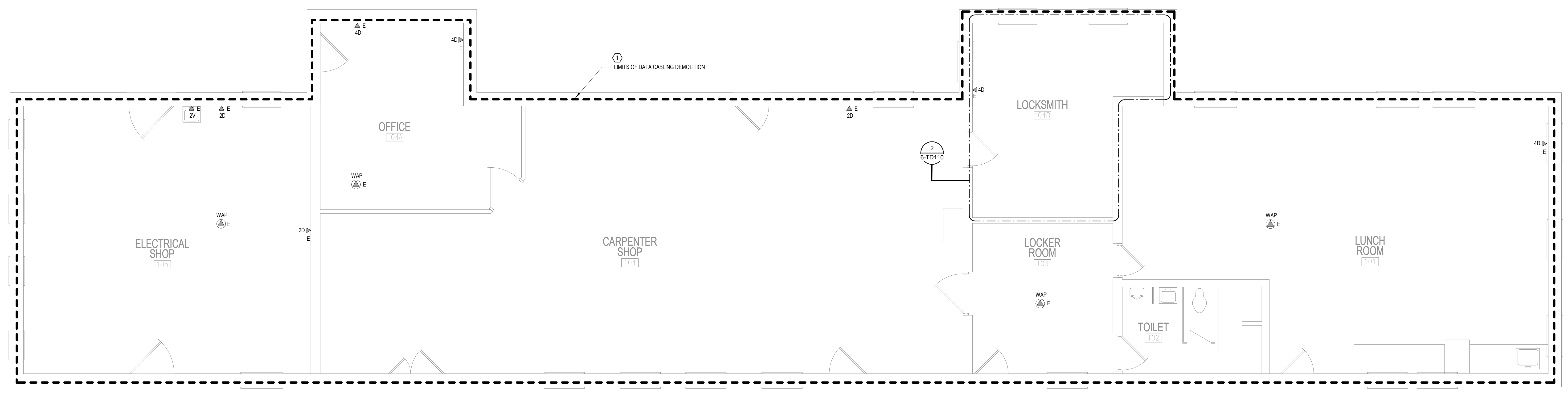
FINAL CABLE COUNT  
DATA (CAT6): 0  
DATA (CAT5e): 0  
DATA (CAT5): 0  
DATA (CAT3): 0



2 ENLARGED PLAN -EXIST RM 104B - TELECOM DEMO  
1/4" = 1'-0"



KEY PLAN  
1" = 50'-0"



1 FIRST FLOOR PLAN - TELECOM - DEMOLITION  
1/4" = 1'-0"

BIM 360://21102.001 - VA St Cloud EHRM Infrastructure Upgrades/656-235-BIM6\_T\_R21.rvt 5/11/2022 3:28:57 PM

No	REVISION	DATE

CONSULTANT

**AST SES** SPECIALIZED ENGINEERING SOLUTIONS

10360 Ellison Circle  
Omaha, NE 68134

Phone: 402.991.5520  
www.specializedeng.com

ARCHITECT/ENGINEER OF RECORD

**ANDERSON**

13605 1st Ave. N. #100 Plymouth, MN 55441  
P 763.412.4000 | F 763.412.4090 | ae-mn.com  
Anderson Engineering of Minnesota, LLC | Proj # 16305

STAMP

REGISTERED COMMUNICATIONS DISTRIBUTION

**Bicsi**  
Nathan Timm  
BICS1 ID # 346555  
EXPIRES 12-31-24

*Nathan M. Timm*

DRAWING TITLE

FIRST FLOOR PLAN -  
TELECOM - DEMOLITION

PROJECT FILE

**EHRM INFRASTRUCTURE  
UPGRADES**

DATE: 03/30/2022  
PLOT SCALE:  
PROJECT NO: 656-21-235  
DRAWING NO: 6-TD110

BUILDING NO: 6  
CHECKED BY: KSB  
DRAWN BY: SSK

LOCATION: VA MEDICAL CENTER  
ST. CLOUD, MN 56303

FULLY  
SPRINKLERED

DWG. OF

**VA**

**U.S. Department  
of Veterans Affairs**

Veterans Health  
Administration  
St. Cloud VA  
Health Care System

**SHEET NOTES:** 

1. 64 CAT6A CABLES TO BE REFD FROM BLDG 7. ALL EXISTING TR EQUIPMENT CAN BE RELOCATED (R).



C

1



**F**