

DEMOLITION KEY NOTES

- 1 REMOVE EXISTING CEILING AS NEEDED AND PREP FOR NEW CONSTRUCTION.
- 2 REMOVE EXISTING CASEWORK.
- 3 REMOVE EXISTING WALL FURRING. PROTECT EXISTING ELEMENTS & STRUCTURE.
- 4 REMOVE EXISTING DOOR. PAINT FRAME AS NEEDED TO MATCH EXISTING.
- 5 REMOVE EXISTING DOOR AND FRAME.
- 6 REMOVE EXISTING WALL IN ITS ENTIRETY.
- 7 REMOVE PORTION OF EXIST GWB/METAL STUD WALL. PROTECT ADJACENT SURFACES.
- 8 REMOVE ALL PLUMBING FIXTURES IN THIS ROOM.
- 9 PROTECT AND RETAIN SOILED LINEN CHUTE WHICH WILL REMAIN IN OPERATION THROUGHOUT CONSTRUCTION SERVING OTHER FLOORS
- 10 REMOVE EXISTING WINDOWS AND FRAMES. PROTECT ADJACENT SURFACES.
- 11 EXISTING TOILET ROOMS – REMOVE ALL PLUMBING FIXTURES; REMOVE CERAMIC TILE FLOORING TO CONCRETE SUBSTRATE. SEE MEP DEMO DRAWINGS FOR CAPPING OF EXISTING PLUMBING LINES.
- 12 REMOVE EXISTING FINISHES AND CEILING.
- 13 REMOVE EXISTING WINDOW, PRE-CAST SILL, AND FRAMING. SEE DETAIL 1/A501 FOR MORE INFORMATION.
- 14 STICKY WALK-OFF MAT AT CONSTRUCTION ENTRANCES.
- 15 CONTRACTOR AND MATERIAL INGRESS/EGRESS PATH. MAINTAIN PATH FOR EGRESS DURING CONSTRUCTION.
- 16 ERECT NON-COMBUSTIBLE TEMPORARY CONSTRUCTION BARRIER. SEE TEMPORARY PARTITION DETAIL ON A002.
- 17 EXIST DOOR AT STAIRS TO REMAIN ACCESSIBLE DURING DURATION OF CONSTRUCTION FOR EMERGENCY EGRESS.
- 18 SEE ELEC. FOR WORK ASSOCIATED W/ DATA CLOSET; SCHEDULE & COORDINATE WORK IN CLOSET W/ COR.
- 19 EXIST FIRE SPRINKLERS IN ROOM TO REMAIN (TYP).
- 20 EXISTING FIRE EXTINGUISHER CABINET.
- 21 EXTENTS OF WORK/LAYDOWN AREAS FOR THIS PROJECT.
- 22 REMOVE EXISTING SHOWER STALLS, CERAMIC TILE, AND FLOOR DRAINS.
- 23 DEMO WORK IN THIS AREA REQUIRES REMOVAL OF ENTIRE EXISTING GWB/PLASTER CEILING. FIELD VERIFY. REMOVE CEILING IN ROOM. REMOVE AS SHOWN AND COORDINATE REMOVAL AND REINSTALLATION OF CEILING EQUIPMENT (EXAMPLE: LIGHTING AND DIFFUSERS) IN NEW CEILING. CONTRACTOR IS RESPONSIBLE TO COORDINATE REMOVAL, SALVAGE AND REINSTALLATION OF OTHER EQUIPMENT (EXAMPLE: LIGHTING AND DIFFUSERS) THAT MIGHT BE DISPLACED IN THE PROCESS. AREA SHOWN IS AN APPROXIMATE AREA TO BE REMOVED. VERIFY EXISTING CONDITIONS WITH COR DURING PRE-CONSTRUCTION WALK THRU. ADDITIONAL COSTS WILL NOT BE ALLOWED.
- 24 COMPLETE DEMOLITION OF AREA AS SHOWN. ONLY METAL STUDS WILL REMAIN ON EXTERIOR WALLS U.N.O. REMOVE INTERIOR WALLS IN THEIR ENTIRETY U.N.O.
- 25 EXISTING DOORS ARE TO BE USED AS A PART OF CONSTRUCTION PARTITION AND ARE TO BE DEMO'D AND PREPPED FOR NEW DOORS IF SHOWN AS A TEMPORARY PARTITION WHEN CURRENT DEMOLITION PHASE HAS BEEN COMPLETED.
- 26 EXISTING DOORS ARE TO BE SECURED SHUT AND ARE NOT BE ACCESSIBLE. COORDINATE WITH COR.
- 27 REMOVE EXISTING FLOOR BASE & FLOOR FINISH TO BARE CONCRETE AND PREP FOR NEW FLOOR FINISHES. REFER TO FINISH PLANS AND FINISH SCHEDULES FOR NEW FINISHES AND LOCATIONS.
- 28 REMOVE WALL MOUNTED ACCESSORIES. PATCH AND REPAIR AS NEEDED TO MATCH EXISTING.
- 29 REMOVE EXISTING BRICK COLUMN

DEMOLITION PLAN LEGEND

- FULL HEIGHT ONE-HOUR FIRE RATED TEMPORARY PARTITION
- ELEMENT TO BE REMOVED, TYPICAL
- INDICATES AREA TO BE REMOVED, TYPICAL
- EXISTING CONSTRUCTION TO REMAIN UNO.

NOTE:

REFER TO SHEET A-001 RENOVATION AND DEMOLITION GENERAL NOTES.


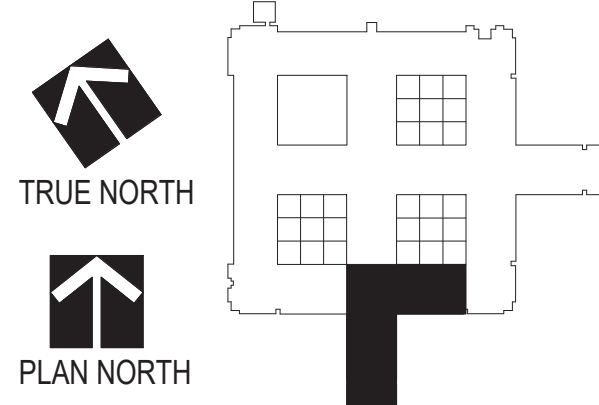


1 DEMO PHASE 2 AREA H
3/16" = 1'-0"

GENERAL NOTES:

GENERAL CONTRACTOR AND/OR ALL SUBCONTRACTORS SHALL FIELD VERIFY ALL DIMENSIONS SHOWN ON THESE PLANS AND SHALL BE RESPONSIBLE FOR VARIATIONS BETWEEN PLAN DIMENSIONS AND ACTUAL FIELD DIMENSIONS. WHERE VARIATIONS ARE FOUND TO OCCUR, THE CONTRACTOR SHALL NOTIFY THE PROJECT ENGINEER IN WRITING PRIOR TO PROCEEDING WITH CONSTRUCTION. NO ADJUSTMENT TO THE WORK WILL BE MADE WITHOUT THE PRIOR APPROVAL OF THE PROJECT ENGINEER.

GENERAL CONTRACTOR SHALL BE RESPONSIBLE FOR GENERAL DEMOLITION INCLUDING REMOVAL OF WALLS, PARTITIONS, DOORS & CEILING & FLOORS. ANY AND ALL CUTTING OF CONCRETE FLOORS, WALLS OR STRUCTURE SHALL BE THE GENERAL CONTRACTOR'S RESPONSIBILITY. CORE DRILLING THROUGH CONCRETE WALLS, FLOORS OR STRUCTURE FOR PIPING OR CONDUIT SHALL BE THE RESPONSIBILITY OF THE SUBCONTRACTOR BY TRADE. FIRESTOPPING OF THESE OPENINGS SHALL BE DONE BY THE RESPECTIVE SUBCONTRACTOR. REMOVAL OF DEBRIS RESULTING FROM DEMOLITION, CUTTING, AND/OR DRILLING IS THE RESPONSIBILITY OF THE GENERAL CONTRACTOR. PATCHING AND REPAIR OF CONCRETE WALLS, FLOOR, OR STRUCTURE SHALL BE THE RESPONSIBILITY OF THE GENERAL CONTRACTOR. THIS WILL BE ACCOMPLISHED UPON COMPLETION OF THE INSTALLATION OF ANY AND ALL UTILITIES INSTALLED BY THE VARIOUS SUBCONTRACTORS.



Drawing Scale: As indicated
Plot Scale:

Drawing Title: ARCHITECTURAL DEMOLITION PLANS - LEVEL 1 - AREA H - PHASE 2

Approved: Division Chief
Approved: Service Director

Project Title: Renovate Mental Health Inpatient Ward

Location: 1 Veterans Dr., Minneapolis, MN 55417
Date: 01/07/2021
Checked: RJO
Drawn: JGK/NRG

Project No. 618-17-127

Building Number 70

DRAWING NO. 1338 - AD103-P2

Office of Facilities Management



1/2" = 1'-0" (Vertical Scale)
 3/16" = 1'-0" (Horizontal Scale)
 1/8" = 1'-0" (Vertical Scale)
 1/16" = 1'-0" (Vertical Scale)
 1/32" = 1'-0" (Vertical Scale)
 1/64" = 1'-0" (Vertical Scale)
 1/128" = 1'-0" (Vertical Scale)
 1/256" = 1'-0" (Vertical Scale)

DEMOLITION KEY NOTES

- 1 REMOVE EXISTING CEILING AS NEEDED AND PREP FOR NEW CONSTRUCTION.
- 2 REMOVE EXISTING CASEWORK.
- 3 REMOVE EXISTING WALL FURRING. PROTECT EXISTING ELEMENTS & STRUCTURE.
- 4 REMOVE EXISTING DOOR. PAINT FRAME AS NEEDED TO MATCH EXISTING.
- 5 REMOVE EXISTING DOOR AND FRAME.
- 6 REMOVE EXISTING WALL IN ITS ENTIRETY.
- 7 REMOVE PORTION OF EXIST GWB/METAL STUD WALL. PROTECT ADJACENT SURFACES.
- 8 REMOVE ALL PLUMBING FIXTURES IN THIS ROOM.
- 9 PROTECT AND RETAIN SOILED LINEN CHUTE WHICH WILL REMAIN IN OPERATION THROUGHOUT CONSTRUCTION SERVING OTHER FLOORS
- 10 REMOVE EXISTING WINDOWS AND FRAMES. PROTECT ADJACENT SURFACES.
- 11 EXISTING TOILET ROOMS – REMOVE ALL PLUMBING FIXTURES; REMOVE CERAMIC TILE FLOORING TO CONCRETE SUBSTRATE. SEE MEP DEMO DRAWINGS FOR CAPPING OF EXISTING PLUMBING LINES.
- 12 REMOVE EXISTING FINISHES AND CEILING.
- 13 REMOVE EXISTING WINDOW, PRE-CAST SILL, AND FRAMING. SEE DETAIL 1/A501 FOR MORE INFORMATION.
- 14 STICKY WALK-OFF MAT AT CONSTRUCTION ENTRANCES.
- 15 CONTRACTOR AND MATERIAL INGRESS/EGRESS PATH. MAINTAIN PATH FOR EGRESS DURING CONSTRUCTION.
- 16 ERECT NON-COMBUSTIBLE TEMPORARY CONSTRUCTION BARRIER. SEE TEMPORARY PARTITION DETAIL ON A002.
- 17 EXIST DOOR AT STAIRS TO REMAIN ACCESSIBLE DURING DURATION OF CONSTRUCTION FOR EMERGENCY EGRESS.
- 18 SEE ELEC. FOR WORK ASSOCIATED W/ DATA CLOSET, SCHEDULE & COORDINATE WORK IN CLOSET W/ COR.
- 19 EXIST FIRE SPRINKLERS IN ROOM TO REMAIN (TYP).
- 20 EXISTING FIRE EXTINGUISHER CABINET.
- 21 EXTENTS OF WORK/LAYDOWN AREAS FOR THIS PROJECT.
- 22 REMOVE EXISTING SHOWER STALLS, CERAMIC TILE, AND FLOOR DRAINS.
- 23 DEMO WORK IN THIS AREA REQUIRES REMOVAL OF ENTIRE EXISTING GWB/PLASTER CEILING. FIELD VERIFY. REMOVE CEILING IN ROOM. REMOVE AS SHOWN AND COORDINATE REMOVAL AND REINSTALLATION OF CEILING EQUIPMENT (EXAMPLE: LIGHTING AND DIFFUSERS) IN NEW CEILING. CONTRACTOR IS RESPONSIBLE TO COORDINATE REMOVAL, SALVAGE AND REINSTALLATION OF OTHER EQUIPMENT (EXAMPLE: LIGHTING AND DIFFUSERS) THAT MIGHT BE DISPLACED IN THE PROCESS. AREA SHOWN IS AN APPROXIMATE AREA TO BE REMOVED. VERIFY EXISTING CONDITIONS WITH COR DURING PRE-CONSTRUCTION WALK THRU. ADDITIONAL COSTS WILL NOT BE ALLOWED.
- 24 COMPLETE DEMOLITION OF AREA AS SHOWN. ONLY METAL STUDS WILL REMAIN ON EXTERIOR WALLS U.N.O. REMOVE INTERIOR WALLS IN THEIR ENTIRETY U.N.O.
- 25 EXISTING DOORS ARE TO BE USED AS A PART OF CONSTRUCTION PARTITION AND ARE TO BE DEMO'D AND PREPPED FOR NEW DOORS IF SHOWN AS A TEMPORARY PARTITION WHEN CURRENT DEMOLITION PHASE HAS BEEN COMPLETED.
- 26 EXISTING DOORS ARE TO BE SECURED SHUT AND ARE NOT BE ACCESSIBLE. COORDINATE WITH COR.
- 27 REMOVE EXISTING FLOOR BASE & FLOOR FINISH TO BARE CONCRETE AND PREP FOR NEW FLOOR FINISHES. REFER TO FINISH PLANS AND FINISH SCHEDULES FOR NEW FINISHES AND LOCATIONS.
- 28 REMOVE WALL MOUNTED ACCESSORIES. PATCH AND REPAIR AS NEEDED TO MATCH EXISTING.

REFLECTED CEILING PLAN LEGEND

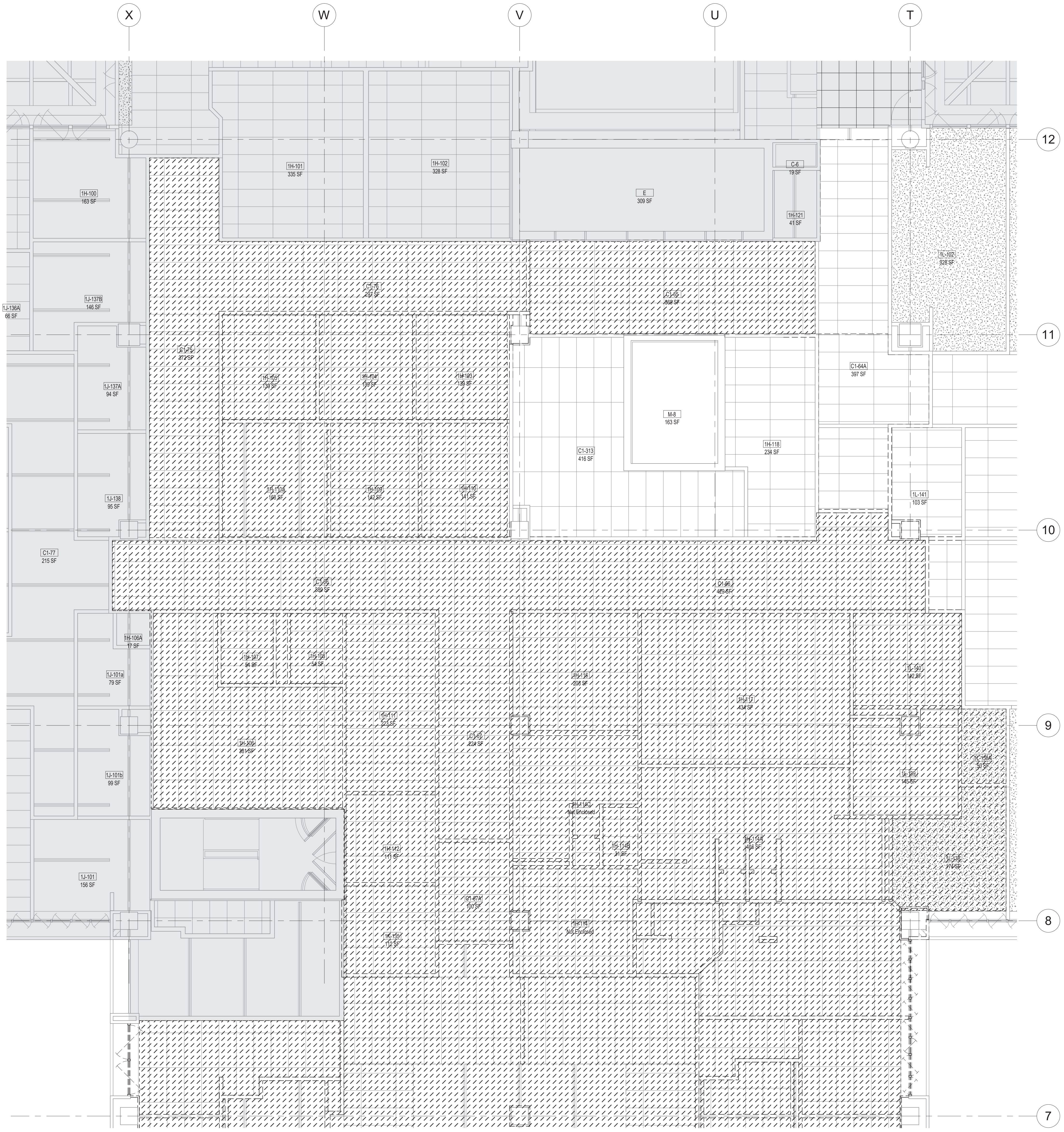
	ROOM EMERGENCY INDICATOR LIGHT		RETURN / EXHAUST GRILLE
	RECESSED LIGHT FIXTURE		SUPPLY DIFFUSER
	EGRESS LIGHTING / EMERGENCY LIGHTING		2' x 2' ACOUSTICAL TILE CEILING
	RECESSED CAN LIGHT		2' x 4' ACOUSTICAL TILE CEILING
	WALL MOUNTED LUMINAIRE		SOLID SURFACE CEILING
	LINEAR PENDANT		4' x 96' METAL LINEAR SOFFIT PLANS - MC-1
	SECURITY CAMERA		ACCESS PANEL
	SPEAKER		OCCUPANCY SENSOR
	EXIT SIGN		CEILING FAN
	SMOKE DETECTOR		SPRINKLER HEAD
	MOTION SENSOR		
	RADIO REPEATER		
	360 OR 180 SECURITY DOME MIRROR		

DEMOLITION PLAN LEGEND

	FULL HEIGHT ONE-HOUR FIRE RATED TEMPORARY PARTITION
	ELEMENT TO BE REMOVED, TYPICAL
	INDICATES AREA TO BE REMOVED, TYPICAL
	EXISTING CONSTRUCTION TO REMAIN U.N.O.

NOTE:

REFER TO SHEET A-001 RENOVATION AND DEMOLITION GENERAL NOTES.



1 PHASE 2 AREA H DEMO - RCP
3/16" = 1'-0"

REVISIONS	DATE

GENERAL NOTES:

GENERAL CONTRACTOR AND/OR ALL SUBCONTRACTORS SHALL FIELD VERIFY ALL DIMENSIONS SHOWN ON THESE PLANS AND SHALL BE RESPONSIBLE FOR VARIATIONS BETWEEN PLAN DIMENSIONS AND ACTUAL FIELD DIMENSIONS. WHERE VARIATIONS ARE FOUND TO OCCUR, THE CONTRACTOR SHALL NOTIFY THE PROJECT ENGINEER IN WRITING PRIOR TO PROCEEDING WITH CONSTRUCTION. NO ADJUSTMENT TO THE WORK WILL BE MADE WITHOUT THE PRIOR APPROVAL OF THE PROJECT ENGINEER.

GENERAL CONTRACTOR SHALL BE RESPONSIBLE FOR GENERAL DEMOLITION INCLUDING REMOVAL OF WALLS, PARTITIONS, DOORS & CEILING & FLOORS. ANY AND ALL CUTTING OF CONCRETE FLOORS, WALLS OR STRUCTURE SHALL BE THE GENERAL CONTRACTOR'S RESPONSIBILITY. CORE DRILLING THROUGH CONCRETE WALLS, FLOORS OR STRUCTURE FOR PIPING OR CONDUIT SHALL BE THE RESPONSIBILITY OF THE SUBCONTRACTOR BY TRADE. FIRESTOPPING OF THESE OPENINGS SHALL BE DONE BY THE RESPECTIVE SUBCONTRACTOR. REMOVAL OF DEBRIS RESULTING FROM DEMOLITION, CUTTING, AND/OR DRILLING IS THE RESPONSIBILITY OF THE GENERAL CONTRACTOR. PATCHING AND REPAIR OF CONCRETE WALLS, FLOOR, OR STRUCTURE SHALL BE THE RESPONSIBILITY OF THE GENERAL CONTRACTOR. THIS WILL BE ACCOMPLISHED UPON COMPLETION OF THE INSTALLATION OF ANY AND ALL UTILITIES INSTALLED BY THE VARIOUS SUBCONTRACTORS.

3705 North 200th Street
Elkhorn, Nebraska 68022
(402) 291-6941

TRUE NORTH
PLAN NORTH

Drawing Scale
As Indicated
Plot Scale

Drawing Title
ARCHITECTURAL DEMOLITION PLANS - RCP - LEVEL 1 - AREA H - PHASE 2

Approved: Division Chief
Approved: Service Director

Project Title
Renovate Mental Health Inpatient Ward

Location
1 Veterans Dr., Minneapolis, MN 55417

Date
01/07/2021

Checked
RJO

Drawn
JGJK/NGRG

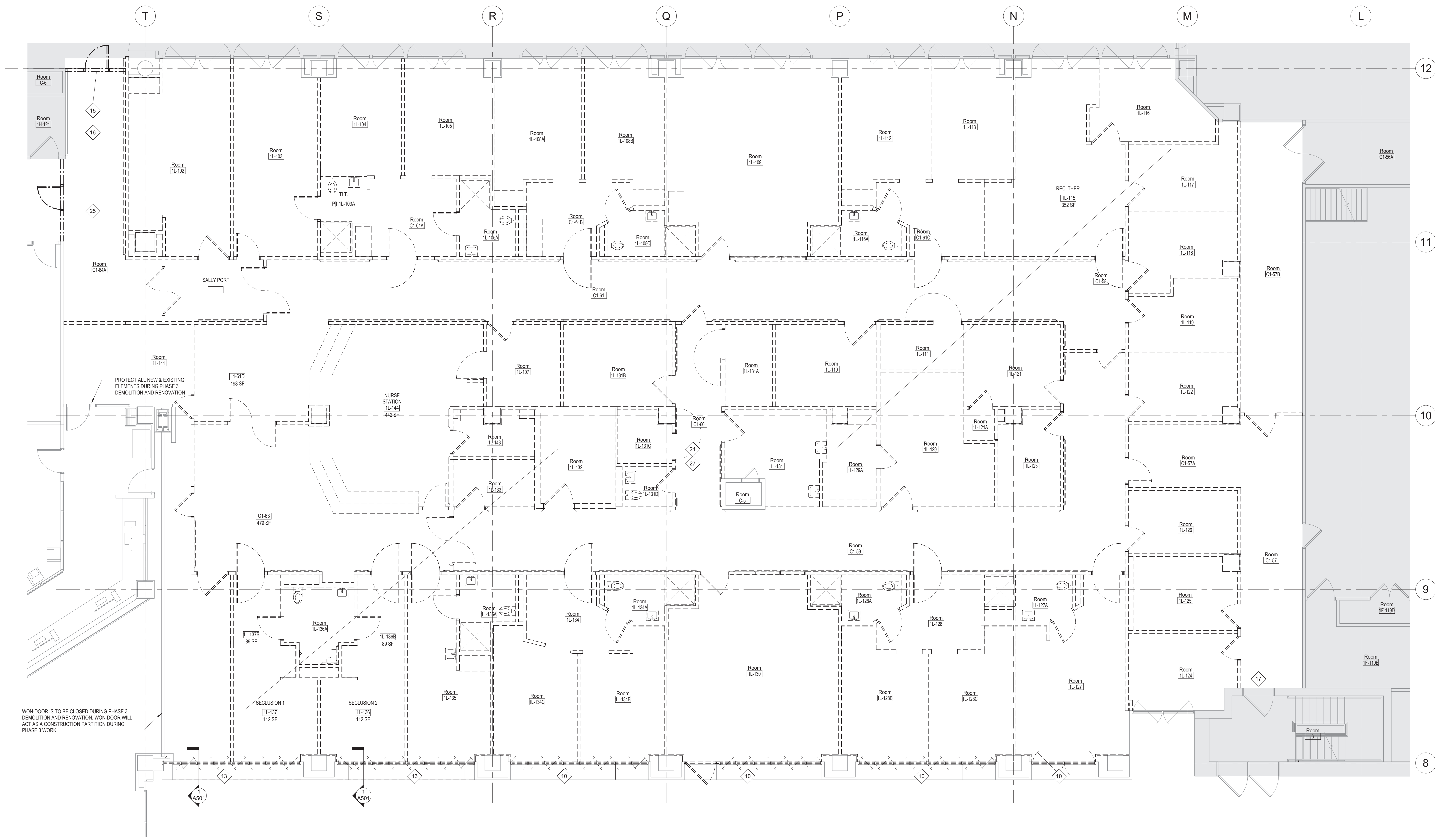
Project No.
618-17-127

Building Number
70

DRAWING NO.
1338 - AD103.A-P2

Office of Facilities Management

Department of Veterans Affairs



1 DEMO PHASE 3 AREA L
3/16" = 1'-0"

DEMOLITION PLAN LEGEND

- FULL HEIGHT ONE-HOUR FIRE RATED TEMPORARY PARTITION
- ELEMENT TO BE REMOVED, TYPICAL
- INDICATES AREA TO BE REMOVED, TYPICAL
- EXISTING CONSTRUCTION TO REMAIN UNO.

NOTE:
REFER TO SHEET A-001 RENOVATION AND DEMOLITION GENERAL NOTES.

REVISIONS	DATE

GENERAL NOTES:

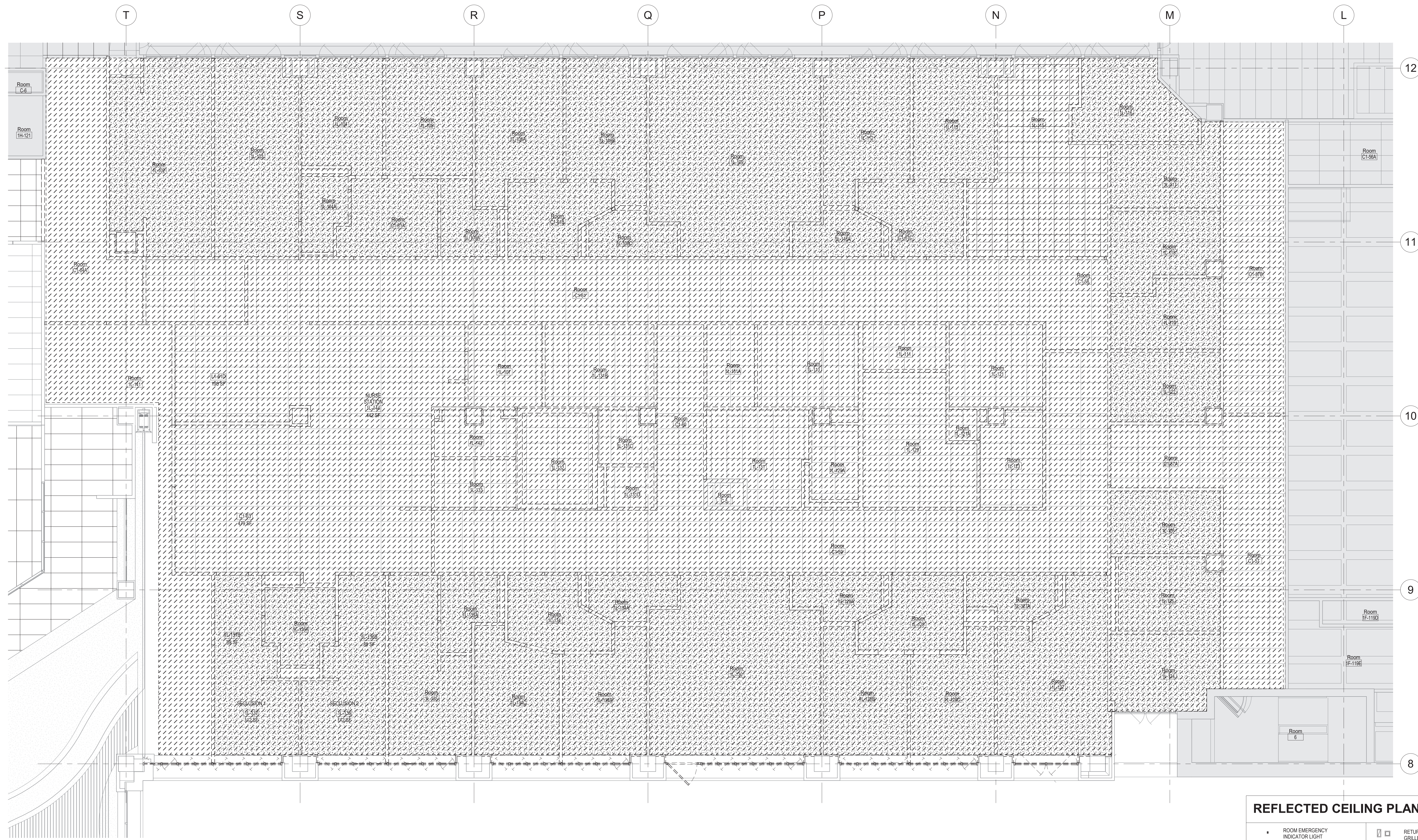
GENERAL CONTRACTOR AND/OR ALL SUBCONTRACTORS SHALL VERIFY ALL DIMENSIONS SHOWN ON THESE PLANS AND SHALL BE RESPONSIBLE FOR VARIATIONS BETWEEN PLAN DIMENSIONS AND ACTUAL FIELD DIMENSIONS. WHERE VARIATIONS ARE FOUND TO OCCUR, THE CONTRACTOR SHALL NOTIFY THE PROJECT ENGINEER IN WRITING PRIOR TO PROCEEDING WITH CONSTRUCTION. NO ADJUSTMENT TO THE WORK WILL BE MADE WITHOUT THE PRIOR APPROVAL OF THE PROJECT ENGINEER.

GENERAL CONTRACTOR SHALL BE RESPONSIBLE FOR GENERAL DEMOLITION INCLUDING REMOVAL OF WALLS, PARTITIONS, DOORS & CEILING & FLOORS. ANY AND ALL CUTTING OF CONCRETE FLOORS, WALLS OR STRUCTURE SHALL BE THE GENERAL CONTRACTOR'S RESPONSIBILITY. CORE DRILLING THROUGH CONCRETE WALLS, FLOORS OR STRUCTURE FOR PIPING OR CONDUIT SHALL BE THE RESPONSIBILITY OF THE SUBCONTRACTOR BY TRADE. FIRESTOPPING OF THESE OPENINGS SHALL BE DONE BY THE RESPECTIVE SUBCONTRACTOR. REMOVAL OF DEBRIS RESULTING FROM DEMOLITION, CUTTING, AND/OR DRILLING IS THE RESPONSIBILITY OF THE GENERAL CONTRACTOR. PATCHING AND REPAIR OF CONCRETE WALLS, FLOOR, OR STRUCTURE SHALL BE THE RESPONSIBILITY OF THE GENERAL CONTRACTOR. THIS WILL BE ACCOMPLISHED UPON COMPLETION OF THE INSTALLATION OF ANY AND ALL UTILITIES INSTALLED BY THE VARIOUS SUBCONTRACTORS.

Drawing Title ARCHITECTURAL DEMOLITION PLANS - LEVEL 1 - AREA L - PHASE 3	Project Title Renovate Mental Health Inpatient Ward
Approved: Division Chief	Location 1 Veterans Dr., Minneapolis, MN 55417
Approved: Service Director	Date 01/07/2021
As Indicated	Checked RJO
Plot Scale	Drawn JGG/KNRG

Project No. 618-17-127	Building Number 70
DRAWING NO. 1338 - AD104-P3	

Office of Facilities Management
Department of Veterans Affairs



1 PHASE 3 AREA L DEMO - RCP
3/16" = 1'-0"

DEMOLITION PLAN LEGEND

- FULL HEIGHT ONE-HOUR FIRE RATED TEMPORARY PARTITION
- ELEMENT TO BE REMOVED, TYPICAL
- INDICATES AREA TO BE REMOVED, TYPICAL
- EXISTING CONSTRUCTION TO REMAIN UNO.

NOTE:

REFER TO SHEET A-001 RENOVATION AND DEMOLITION GENERAL NOTES.

REFLECTED CEILING PLAN LEGEND

- ROOM EMERGENCY INDICATOR LIGHT
- RECESSED LIGHT FIXTURE
- EGRESS LIGHTING / EMERGENCY LIGHTING
- RECESSED CAN LIGHT
- WALL MOUNTED LUMINAIRE
- LINEAR PENDANT
- SECURITY CAMERA
- SPEAKER
- EXIT SIGN
- SMOKE DETECTOR
- MOTION SENSOR
- RADIO REPEATER
- 360 OR 180 SECURITY DOME MIRROR
- RETURN / EXHAUST GRILLE
- SUPPLY DIFFUSER
- 2' x 2' ACOUSTICAL TILE CEILING
- 2' x 4' ACOUSTICAL TILE CEILING
- SOLID SURFACE CEILING
- 4' x 8" METAL LINEAR SOFFIT PLANS - INC-1
- ACCESS PANEL
- OCCUPANCY SENSOR
- CEILING FAN
- SPRINKLER HEAD

REVISIONS	DATE

GENERAL NOTES:

GENERAL CONTRACTOR AND/OR ALL SUBCONTRACTORS SHALL FIELD VERIFY ALL DIMENSIONS SHOWN ON THESE PLANS AND SHALL BE RESPONSIBLE FOR VARIATIONS BETWEEN PLAN DIMENSIONS AND ACTUAL FIELD DIMENSIONS. WHERE VARIATIONS ARE FOUND TO OCCUR, THE CONTRACTOR SHALL NOTIFY THE PROJECT ENGINEER IN WRITING PRIOR TO PROCEEDING WITH CONSTRUCTION. NO ADJUSTMENT TO THE WORK WILL BE MADE WITHOUT THE PRIOR APPROVAL OF THE PROJECT ENGINEER.

GENERAL CONTRACTOR SHALL BE RESPONSIBLE FOR GENERAL DEMOLITION INCLUDING REMOVAL OF WALLS, PARTITIONS, DOORS & CEILING & FLOORS. ANY AND ALL CUTTING OF CONCRETE FLOORS, WALLS OR STRUCTURE SHALL BE THE GENERAL CONTRACTOR'S RESPONSIBILITY. CORE DRILLING THROUGH CONCRETE WALLS, FLOORS OR STRUCTURE FOR PIPING OR CONDUIT SHALL BE THE RESPONSIBILITY OF THE SUBCONTRACTOR BY TRADE. FIRESTOPPING OF THESE OPENINGS SHALL BE DONE BY THE RESPECTIVE SUBCONTRACTOR. REMOVAL OF DEBRIS RESULTING FROM DEMOLITION, CUTTING, AND/OR DRILLING IS THE RESPONSIBILITY OF THE GENERAL CONTRACTOR. PATCHING AND REPAIR OF CONCRETE WALLS, FLOOR, OR STRUCTURE SHALL BE THE RESPONSIBILITY OF THE GENERAL CONTRACTOR. THIS WILL BE ACCOMPLISHED UPON COMPLETION OF THE INSTALLATION OF ANY AND ALL UTILITIES INSTALLED BY THE VARIOUS SUBCONTRACTORS.

CLH
Calvin L. Hinz
3705 North 200th Street
Elkhorn, Nebraska 68022
(402) 291-6941

TRUE NORTH
PLAN NORTH

REGISTERED ARCHITECT
RICHARD JOSEPH OWEN
STATE OF CALIFORNIA
Exp. 06-30-21

Drawing Title
ARCHITECTURAL DEMOLITION PLANS - RCP - LEVEL 1 - AREA L - PHASE 3

Approved: Division Chief
Approved: Service Director

Project Title
Renovate Mental Health Inpatient Ward

Location
1 Veterans Dr., Minneapolis, MN 55417

Date
01/07/2021

Checked
RJO

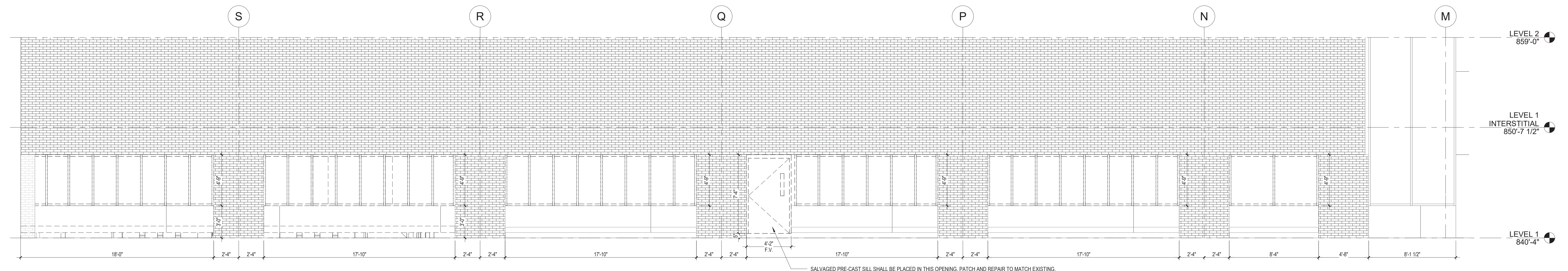
Drawn
JJK/KNRG

Project No.
618-17-127

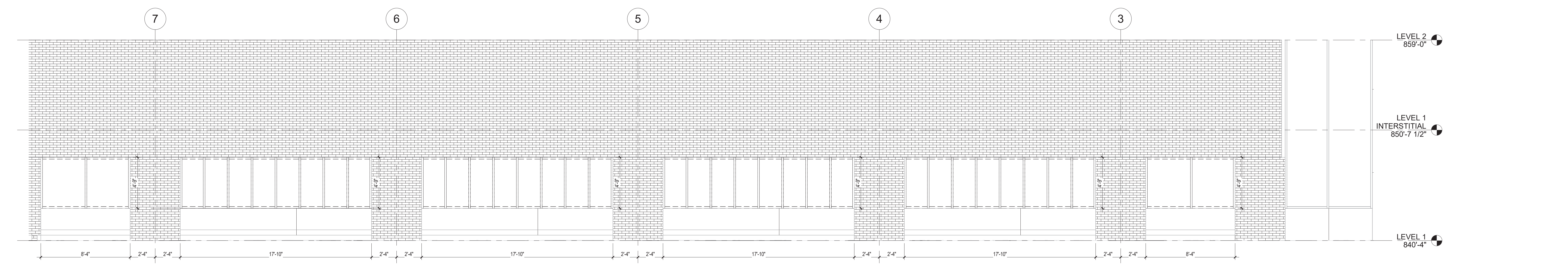
Building Number
70

DRAWING NO.
1338 - AD104.A-P3

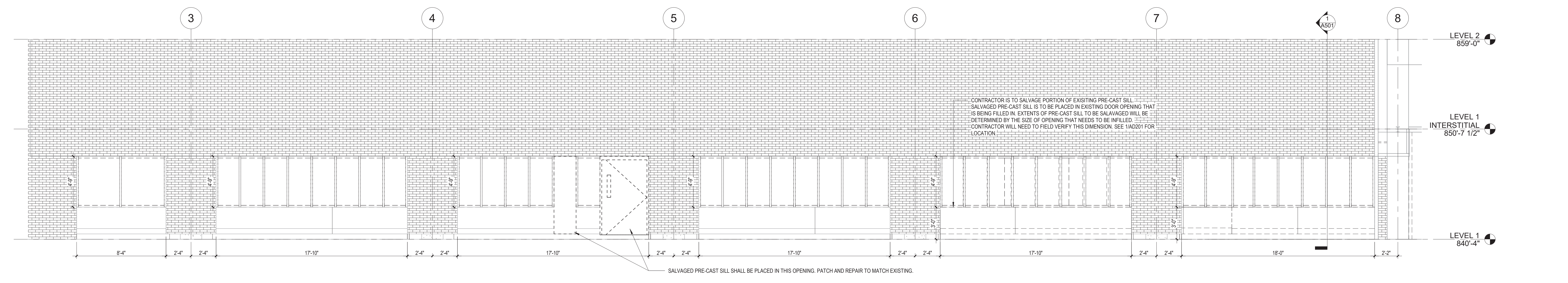
Office of Facilities Management
Department of Veterans Affairs



1 EXTERIOR DEMOLITION ELEVATION - SOUTH
1/4" = 1'-0"



2 EXTERIOR DEMOLITION ELEVATION - WEST
1/4" = 1'-0"



3 EXTERIOR DEMOLITION ELEVATION - EAST
1/4" = 1'-0"

GENERAL NOTES:

GENERAL CONTRACTOR AND/OR ALL SUBCONTRACTORS SHALL FIELD VERIFY ALL DIMENSIONS SHOWN ON THESE PLANS AND SHALL BE RESPONSIBLE FOR VARIATIONS BETWEEN PLAN DIMENSIONS AND ACTUAL FIELD DIMENSIONS. WHERE VARIATIONS ARE FOUND TO OCCUR, THE CONTRACTOR SHALL NOTIFY THE PROJECT ENGINEER IN WRITING PRIOR TO PROCEEDING WITH CONSTRUCTION. NO ADJUSTMENT TO THE WORK WILL BE MADE WITHOUT THE PRIOR APPROVAL OF THE PROJECT ENGINEER.

GENERAL CONTRACTOR SHALL BE RESPONSIBLE FOR GENERAL DEMOLITION INCLUDING REMOVAL OF WALLS, PARTITIONS, DOORS & CEILING & FLOORS. ANY AND ALL CUTTING OF CONCRETE FLOORS, WALLS OR STRUCTURE SHALL BE THE GENERAL CONTRACTOR'S RESPONSIBILITY. CORE DRILLING THROUGH CONCRETE WALLS, FLOORS OR STRUCTURE FOR PIPING OR CONDUIT SHALL BE THE RESPONSIBILITY OF THE SUBCONTRACTOR BY TRADE. FIRESTOPPING OF THESE OPENINGS SHALL BE DONE BY THE RESPECTIVE SUBCONTRACTOR. REMOVAL OF DEBRIS RESULTING FROM DEMOLITION, CUTTING, AND/OR DRILLING IS THE RESPONSIBILITY OF THE GENERAL CONTRACTOR. PATCHING AND REPAIR OF CONCRETE WALLS, FLOOR, OR STRUCTURE SHALL BE THE RESPONSIBILITY OF THE GENERAL CONTRACTOR. THIS WILL BE ACCOMPLISHED UPON COMPLETION OF THE INSTALLATION OF ANY AND ALL UTILITIES INSTALLED BY THE VARIOUS SUBCONTRACTORS.

CLH
Calvin L. Hinz
3705 North 200th Street
Elkhorn, Nebraska 68022
(402) 291-6941

TRUE NORTH
PLAN NORTH

REGISTERED ARCHITECT
RICHARD JOSEPH JOHNSON
No. 000000000
Exp. 06-30-21
STATE OF CALIFORNIA

Drawing Title
EXTERIOR DEMOLITION ELEVATIONS

Approved: Division Chief
Approved: Service Director

Project Title
Renovate Mental Health Inpatient Ward

Location
1 Veterans Dr., Minneapolis, MN 55417

Date
01/07/2021

Checked
RJO

Drawn
JJG/KNRG

Project No.
618-17-127

Building Number
70

DRAWING NO.
1338 - AD201

Office of Facilities Management
Department of Veterans Affairs

REVISIONS	DATE

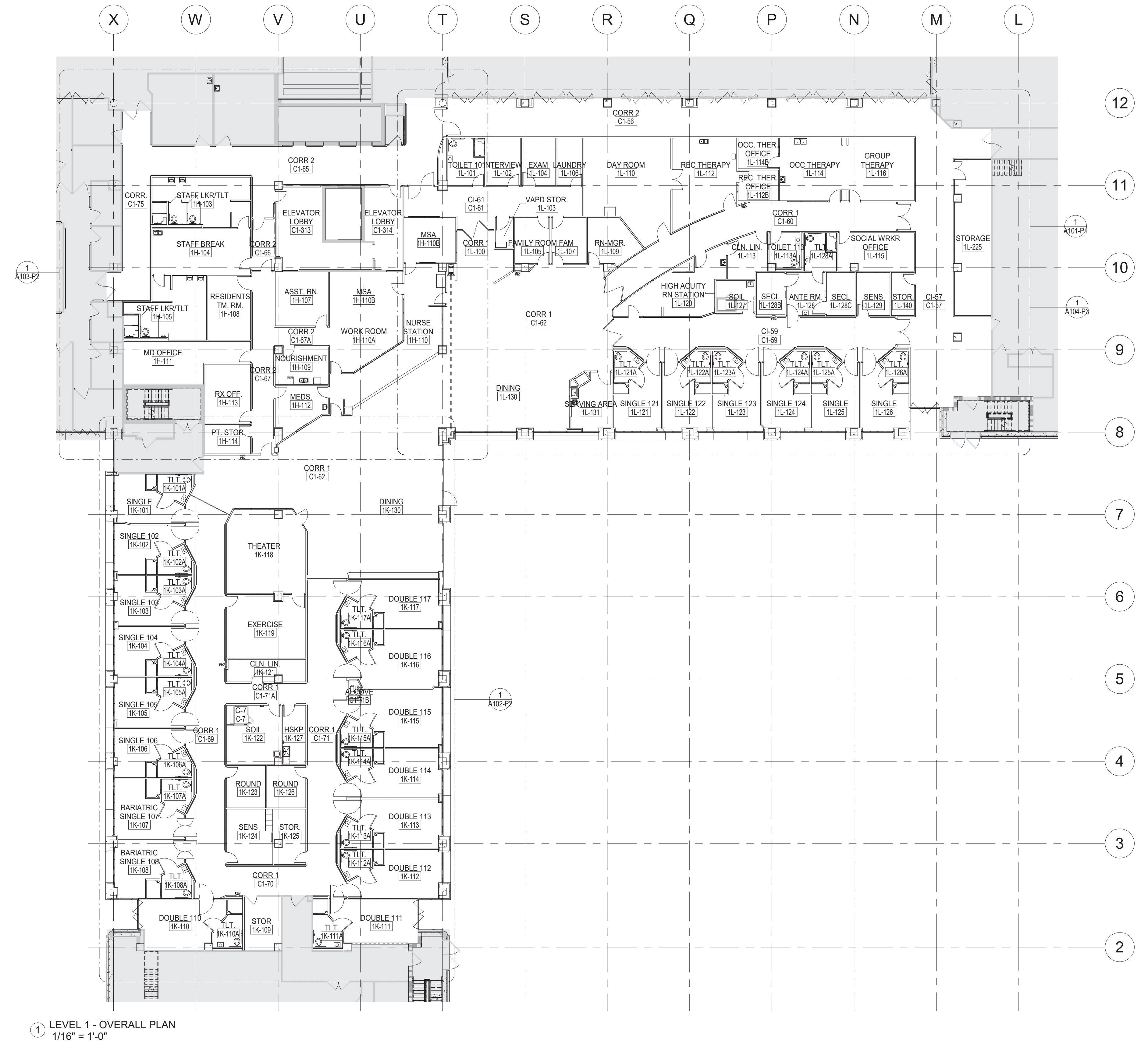
1338-AD201.dwg
1/7/2021 11:52 AM
JJG/KNRG

RENOVATION GENERAL NOTES

- 1 REFER TO ARCHITECTURAL DEMO PLANS FOR EXTENTS OF DEMOLITION WORK IN PROJECT AREA.
- 2 REFER TO ROOM FINISH SCHEDULE FOR FINISHES. ALL FINISHES AND HARDWARE TO BE ANTI LIGATURE.
- 3 REFER TO MECHANICAL DWGS FOR RELATED MECHANICAL REMODELING.
- 4 REFER TO ELECTRICAL DWGS FOR RELATED ELECTRICAL REMODELING.
- 5 REFER TO FIRE PROTECTION DWGS FOR RELATED FIRE PROTECTION REMODELING.
- 6 PATCH EXISTING OPENING: PATCH, SAND, SMOOTH AND PREPARE SURFACE OF EXIST OPENING FOR NEW FINISH.
- 7 PATCH EXISTING WALL W/ FINISHES TO MATCH EXISTING WHERE DAMAGED BY DEMOLITION.
- 8 PAINT EXISTING WALLS: PATCH, SAND, SMOOTH AND PREPARE SURFACE OF EXIST WALL FOR NEW FINISH.
- 9 DEMOLITION WASTE TO BE REMOVED TO DUMPSTER.
- 10 REFER TO AE-100-SERIES DRAWINGS FOR DIMENSIONS AND NOTES FOR NEW CONSTRUCTION.
- 11 ALL WALLS AND CHASES TO BE INSULATED - SEE WALL TYPES AND ARCHITECTURAL GENERAL NOTES.
- 12 CONTRACTOR TO VERIFY LOCATION OF EXISTING PIPING AND RELATED ITEMS PRIOR TO START OF RENOVATION WORK. COORDINATE ALL EXISTING AND NEW MECHANICAL AND ELECTRICAL WORK TO FIT WITHIN WALLS AND CHASES SHOWN; WHERE EXISTING OR NEW MECHANICAL AND ELECTRICAL WORK FALLS OUTSIDE OF THE PROVIDED WALLS AND CHASES, THE CONTRACTOR SHALL NOTIFY THE COR FOR REVISIONS TO THE LAYOUT OF WALLS OR CHASE AT NO ADDITIONAL COST TO THE OWNER.
- 14 DEMO WORK AND NEW WORK INDICATE APPROXIMATE AREA TO BE REMOVED. CONTRACTOR TO FIELD VERIFY ACTUAL AREA TO BE REMOVED. CONTRACTOR TO COORDINATE WORK AREA WITH ALL TRADES FOR FULL SCOPE OF WORK. CONTRACTOR IS RESPONSIBLE FOR WORK AS NECESSARY, FIELD VERIFY.
- 15 MAINTAIN ALL EXISTING FIRE RATINGS. FIELD VERIFY.
- 16 REMOVE AND REINSTALL ALL ITEMS LOCATED IN CEILING (LIGHTS, DIFFUSERS, SPRINKLER HEADS, EXIT SIGNS, SIGNS, FANS, AHU, ALARMS, ANTENNAS, OCCUPANCY SENSORS, SPEAKERS, NURSE CALL, CODE LIGHTS, EMERGENCY SHOWER, CAMERA, CURTAIN TRACK, PATIENT LIFT OR ACCESS HATCHES, ETC.) AS REQUIRED. NEW CEILING TILES THAT ARE INSTALLED SHALL HAVE TAMPER PROOF CLIPS U.N.O. ALL ITEMS MAY NOT BE INDICATED ON DRAWINGS. FIELD VERIFY FOR FULL SCOPE OF WORK.
- 17 ANY CONTRACTOR DISTURBED FINISHES MUST BE RESTORED TO MATCH THE EXISTING FINISH. COORDINATE WITH VA TO MATCH EXISTING FINISHES.
- 18 COVER AND PROTECT ALL VA EQUIPMENT AND FURNITURE SO THAT THE FUNCTION AND APPEARANCE IS NOT AFFECTED BY CONSTRUCTION, THE CONTRACTOR, THEIR EQUIPMENT NAD MATERIALS, OR ANY INVOLVED ACTIONS.
- 19 A 1 HR MINIMUM FIRE-RATED SEPARATION IS REQUIRED BETWEEN ALL OCCUPIED SPACE AND CONSTRUCTION AREAS. THIS PROTECTION INCLUDES ANY EXISTING PENETRATIONS AND OPENINGS.
- 20 PATCH FLOOR SLABS AT PENETRATIONS AND OPENINGS RESULTING FROM REMOVAL OF PIPING AS NECESSARY TO MAINTAIN EXISTING FIRE SEPARATION AND FINISH AT PIPING AND EQUIPMENT REMOVAL LOCATIONS PATCH TO MATCH ADJACENT EXISTING FLOOR.
- 21 PATCH PARTITION WALLS AT NEW PENETRATIONS RESULTING FROM INSTALLATION OF NEW PIPING. SEAL AGAINST NEW PIPING TO MATCH EXISTING WALL CONDITION. MATCH EXISTING WALL CONDITION (FINISH, PAINT COLOR, WALL MOUNTED EQUIPMENT AND ACCESSORIES, ETC.) TYP. WALL CONDITION: GWB OR PLASTER. SEE MEP DRAWINGS FOR FULL EXTENT OF WORK. REMOVE REPLACE, PATCH AND REPAIR WALL TO THE EXTENT NECESSARY TO COMPLETE WORK AND MEET THE REQUIRED STANDARDS FOR VA CONSTRUCTION. COORDINATE REMOVAL AND REINSTALLATION OF WALL MOUNTED EQUIPMENT, ETC. FIELD VERIFY. MAINTAIN EXISTING FIRE RATINGS. VERIFY EXISTING CONDITIONS WITH COR DURING PRE-CONSTRUCTION WALK THRU. ADDITIONAL COSTS WILL NOT BE ALLOWED.
- 22 REFER TO FINISH PLANS AND FINISH SCHEDULES ON AF-100 SERIES SHEETS FOR FINISHES.
- 23 CONTRACTOR MAY REUSE NEW ITEMS FROM PHASE 1-L IN PHASE 3-L. CONTRACTOR IS RESPONSIBLE FOR STORING AND INSTALLING ITEMS LIKE NEW.
- 24 CONTRACTOR SHALL PROVIDE ALL NECESSARY TEMPORARY SUPPORTS AS REQUIRED FOR CEILING MOUNTED EQUIPMENT DURING DEMOLITION AND REBUILD OPERATIONS.
- 25 REMOVE TEMPORARY CONSTRUCTION PARTITIONS AFTER COMPLETION OF WORK. PATCH/PAINT TO MATCH EXISTING/NEW FINISHES.
- 26 REFER TO A500'S FOR TYPICAL CONSTRUCTION DETAILS
- 27 INSTALLATION OF ALL WALL MOUNTED ACCESSORIES ARE TO BE COORDINATED WITH VA COR PRIOR TO INSTALL.

RENOVATION KEY NOTES

- 1 NOT USED
- 2 INFILL EXISTING OPENING W/ 5/8" TYPE "X" GWB AND LT. GA. METAL STUDS FOR 1-HR SEPARATION.
- 3 NOT USED
- 4 CONTRACTOR AND MATERIAL INGRESS/EGRESS PATH.
- 5 TEMPORARY CONSTRUCTION BARRIER - SEE DEMOLITION & NEW FLOOR PLAN GENERAL NOTES.
- 6 INSTALL ADA COMPLIANT SHOWER STALL - FIELD VERIFY DIMENSIONS
- 7 FURR/INSULATE EXTERIOR WALL W/ 3-5/8" LT. GA. METAL STUDS, R-11 BATT INSULATION AND 5/8" GWB FROM FLOOR TO B.O. STRUCTURE ABOVE.
- 8 EXISTING WALL MOUNTED STEAM CONVECTOR TO BE REMOVED (SEE MECH.), FINISH TO MATCH EXISTING CONDITION. SEE DETAILS ON SHEET AE-500.
- 9 EXISTING DOORS ARE TO BE SECURED SHUT AND ARE NOT BE ACCESSIBLE. COORDINATE WITH COR.




REVISIONS	DATE

GENERAL NOTES:

GENERAL CONTRACTOR AND/OR ALL SUBCONTRACTORS SHALL FIELD VERIFY ALL DIMENSIONS SHOWN ON THESE PLANS AND SHALL BE RESPONSIBLE FOR VARIATIONS BETWEEN PLAN DIMENSIONS AND ACTUAL FIELD DIMENSIONS. WHERE VARIATIONS ARE FOUND TO OCCUR, THE CONTRACTOR SHALL NOTIFY THE PROJECT ENGINEER IN WRITING PRIOR TO PROCEEDING WITH CONSTRUCTION; NO ADJUSTMENT TO THE WORK WILL BE MADE WITHOUT THE PRIOR APPROVAL OF THE PROJECT ENGINEER.

GENERAL CONTRACTOR SHALL BE RESPONSIBLE FOR GENERAL DEMOLITION INCLUDING REMOVAL OF WALLS, PARTITIONS, DOORS & CEILING & FLOORS; ANY AND ALL CUTTING OF CONCRETE FLOORS, WALLS OR STRUCTURE SHALL BE THE GENERAL CONTRACTOR'S RESPONSIBILITY. CORE DRILLING THROUGH CONCRETE WALLS, FLOORS OR STRUCTURE FOR PIPING OR CONDUIT SHALL BE THE RESPONSIBILITY OF THE SUBCONTRACTOR BY TRADE. FIRESTOPPING OF THESE OPENINGS SHALL BE DONE BY THE RESPECTIVE SUBCONTRACTOR. REMOVAL OF DEBRIS RESULTING FROM DEMOLITION, CUTTING, AND/OR DRILLING IS THE RESPONSIBILITY OF THE GENERAL CONTRACTOR. PATCHING AND REPAIR OF CONCRETE WALLS, FLOOR, OR STRUCTURE SHALL BE THE RESPONSIBILITY OF THE GENERAL CONTRACTOR. THIS WILL BE ACCOMPLISHED UPON COMPLETION OF THE INSTALLATION OF ANY AND ALL UTILITIES INSTALLED BY THE VARIOUS SUBCONTRACTORS.



Drawing Scale
1/16" = 1'-0"
Plot Scale

Drawing Title
OVERALL PLAN - LEVEL 1

Approved: Division Chief
Approved: Service Director

Project Title
Renovate Mental Health Inpatient Ward

Location
1 Veterans Dr., Minneapolis, MN 55417
Date
01/07/2021
Checked
RJO
Drawn
JGG/KNRG

Project No.
618-17-127
Building Number
70

DRAWING NO.
1338 - A100

Office of Facilities Management

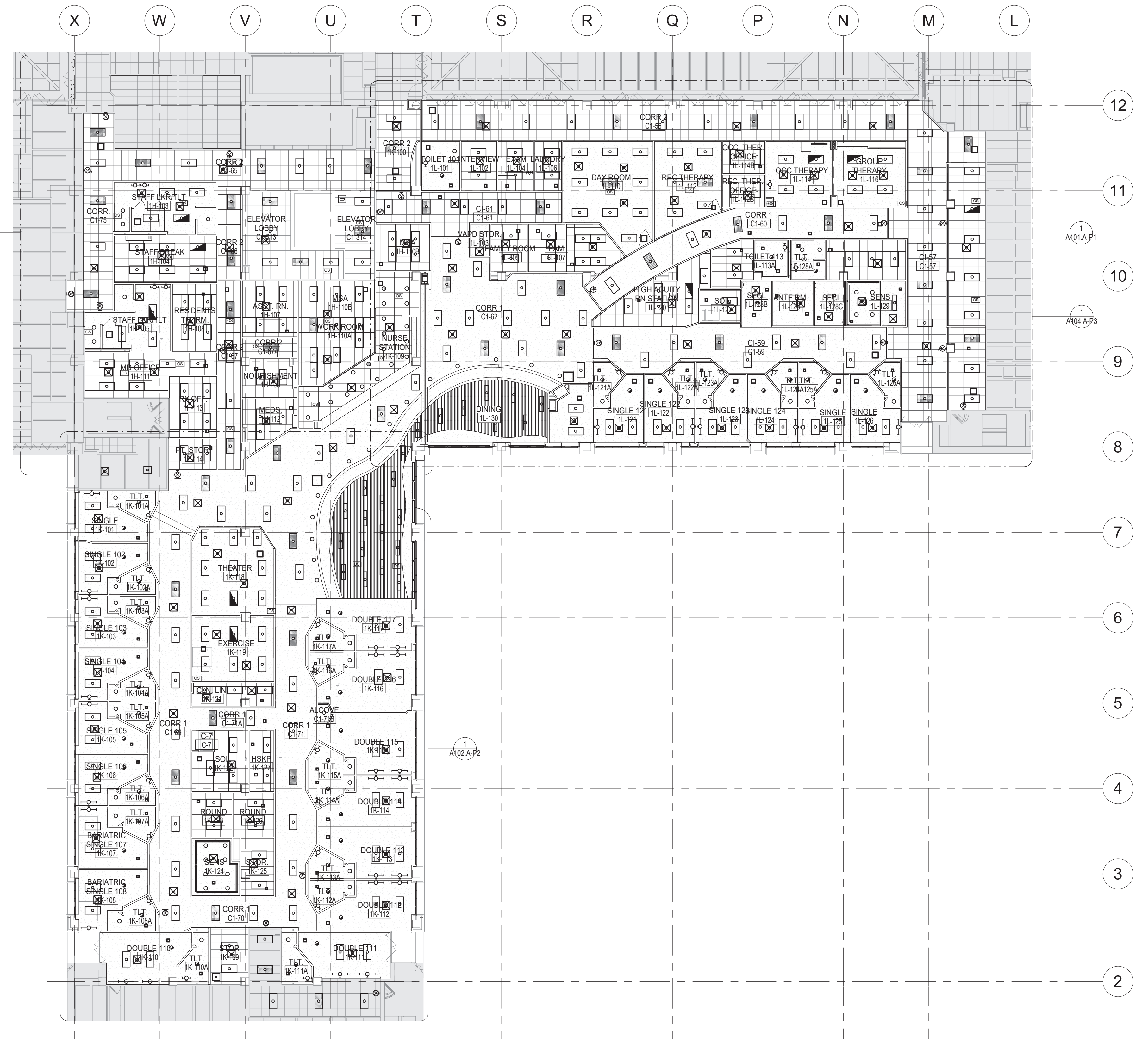


RENOVATION GENERAL NOTES

- 1 REFER TO ARCHITECTURAL DEMO PLANS FOR EXTENTS OF DEMOLITION WORK IN PROJECT AREA.
- 2 REFER TO ROOM FINISH SCHEDULE FOR FINISHES. ALL FINISHES AND HARDWARE TO BE ANTI LIGATURE.
- 3 REFER TO MECHANICAL DWGS FOR RELATED MECHANICAL REMODELING.
- 4 REFER TO ELECTRICAL DWGS FOR RELATED ELECTRICAL REMODELING.
- 5 REFER TO FIRE PROTECTION DWGS FOR RELATED FIRE PROTECTION REMODELING.
- 6 PATCH EXISTING OPENING: PATCH, SAND, SMOOTH AND PREPARE SURFACE OF EXIST OPENING FOR NEW FINISH.
- 7 PATCH EXISTING WALL W/ FINISHES TO MATCH EXISTING WHERE DAMAGED BY DEMOLITION.
- 8 PAINT EXISTING WALLS: PATCH, SAND, SMOOTH AND PREPARE SURFACE OF EXIST WALL FOR NEW FINISH.
- 9 DEMOLITION WASTE TO BE REMOVED TO DUMPSTER.
- 10 REFER TO AE-100-SERIES DRAWINGS FOR DIMENSIONS AND NOTES FOR NEW CONSTRUCTION.
- 11 ALL WALLS AND CHASES TO BE INSULATED - SEE WALL TYPES AND ARCHITECTURAL GENERAL NOTES.
- 12 CONTRACTOR TO VERIFY LOCATION OF EXISTING PIPING AND RELATED ITEMS PRIOR TO START OF RENOVATION WORK. COORDINATE ALL EXISTING AND NEW MECHANICAL AND ELECTRICAL WORK TO FIT WITHIN WALLS AND CHASES SHOWN; WHERE EXISTING OR NEW MECHANICAL AND ELECTRICAL WORK FALLS OUTSIDE OF THE PROVIDED WALLS AND CHASES, THE CONTRACTOR SHALL NOTIFY THE COR FOR REVISIONS TO THE LAYOUT OF WALLS OR CHASE AT NO ADDITIONAL COST TO THE OWNER.
- 14 DEMO WORK AND NEW WORK INDICATE APPROXIMATE AREA TO BE REMOVED. CONTRACTOR TO FIELD VERIFY ACTUAL AREA TO BE REMOVED. CONTRACTOR TO COORDINATE WORK AREA WITH ALL TRADES FOR FULL SCOPE OF WORK. CONTRACTOR IS RESPONSIBLE FOR WORK AS NECESSARY, FIELD VERIFY.
- 15 MAINTAIN ALL EXISTING FIRE RATINGS. FIELD VERIFY.
- 16 REMOVE AND REINSTALL ALL ITEMS LOCATED IN CEILING (LIGHTS, DIFFUSERS, SPRINKLER HEADS, EXIT SIGNS, SIGNS, FANS, AHU, ALARMS, ANTENNAS, OCCUPANCY SENSORS, SPEAKERS, NURSE CALL, CODE LIGHTS, EMERGENCY SHOWER, CAMERA, CURTAIN TRACK, PATIENT LIFT OR ACCESS HATCHES, ETC.) AS REQUIRED. NEW CEILING TILES THAT ARE INSTALLED SHALL HAVE TAMPER PROOF CLIPS U.N.O. ALL ITEMS MAY NOT BE INDICATED ON DRAWINGS. FIELD VERIFY FOR FULL SCOPE OF WORK.
- 17 ANY CONTRACTOR DISTURBED FINISHES MUST BE RESTORED TO MATCH THE EXISTING FINISH. COORDINATE WITH VA TO MATCH EXISTING FINISHES.
- 18 COVER AND PROTECT ALL VA EQUIPMENT AND FURNITURE SO THAT THE FUNCTION AND APPEARANCE IS NOT AFFECTED BY CONSTRUCTION, THE CONTRACTOR, THEIR EQUIPMENT AND MATERIALS, OR ANY INVOLVED ACTIONS.
- 19 A 1 HR MINIMUM FIRE-RATED SEPARATION IS REQUIRED BETWEEN ALL OCCUPIED SPACE AND CONSTRUCTION AREAS. THIS PROTECTION INCLUDES ANY EXISTING PENETRATIONS AND OPENINGS.
- 20 PATCH FLOOR SLABS AT PENETRATIONS AND OPENINGS RESULTING FROM REMOVAL OF PIPING AS NECESSARY TO MAINTAIN EXISTING FIRE SEPARATION AND FINISH AT PIPING AND EQUIPMENT REMOVAL LOCATIONS PATCH TO MATCH ADJACENT EXISTING FLOOR.
- 21 PATCH PARTITION WALLS AT NEW PENETRATIONS RESULTING FROM INSTALLATION OF NEW PIPING. SEAL AGAINST NEW PIPING TO MATCH EXISTING WALL CONDITION. MATCH EXISTING WALL CONDITION (FINISH, PAINT COLOR, WALL MOUNTED EQUIPMENT AND ACCESSORIES, ETC.) TYP. WALL CONDITION: GWB OR PLASTER. SEE MEP DRAWINGS FOR FULL EXTENT OF WORK. REMOVE REPLACE, PATCH AND REPAIR WALL TO THE EXTENT NECESSARY TO COMPLETE WORK AND MEET THE REQUIRED STANDARDS FOR VA CONSTRUCTION. COORDINATE REMOVAL AND REINSTALLATION OF WALL MOUNTED EQUIPMENT, ETC. FIELD VERIFY. MAINTAIN EXISTING FIRE RATINGS. VERIFY EXISTING CONDITIONS WITH COR DURING PRE-CONSTRUCTION WALK THRU. ADDITIONAL COSTS WILL NOT BE ALLOWED.
- 22 REFER TO FINISH PLANS AND FINISH SCHEDULES ON AF-100 SERIES SHEETS FOR FINISHES.
- 23 CONTRACTOR MAY REUSE NEW ITEMS FROM PHASE 1-L IN PHASE 3-L. CONTRACTOR IS RESPONSIBLE FOR STORING AND INSTALLING ITEMS LIKE NEW.
- 24 CONTRACTOR SHALL PROVIDE ALL NECESSARY TEMPORARY SUPPORTS AS REQUIRED FOR CEILING MOUNTED EQUIPMENT DURING DEMOLITION AND REBUILD OPERATIONS.
- 25 REMOVE TEMPORARY CONSTRUCTION PARTITIONS AFTER COMPLETION OF WORK. PATCH/PAINT TO MATCH EXISTING/NEW FINISHES.
- 26 REFER TO A500'S FOR TYPICAL CONSTRUCTION DETAILS.
- 27 INSTALLATION OF ALL WALL MOUNTED ACCESSORIES ARE TO BE COORDINATED WITH VA COR PRIOR TO INSTALL.

RENOVATION KEY NOTES

- 1 NOT USED
- 2 INFILL EXISTING OPENING W/ 5/8" TYPE "X" GWB AND LT. GA. METAL STUDS FOR 1-HR SEPARATION.
- 3 NOT USED
- 4 CONTRACTOR AND MATERIAL INGRESS/EGRESS PATH.
- 5 TEMPORARY CONSTRUCTION BARRIER - SEE DEMOLITION & NEW FLOOR PLAN GENERAL NOTES.
- 6 INSTALL ADA COMPLIANT SHOWER STALL - FIELD VERIFY DIMENSIONS
- 7 FURR/INSULATE EXTERIOR WALL W/ 3-5/8" LT. GA. METAL STUDS, R-11 BATT INSULATION AND 5/8" GWB FROM FLOOR TO B.O. STRUCTURE ABOVE.
- 8 EXISTING WALL MOUNTED STEAM CONVECTOR TO BE REMOVED (SEE MECH.). FINISH TO MATCH EXISTING CONDITION. SEE DETAILS ON SHEET AE-500.
- 9 EXISTING DOORS ARE TO BE SECURED SHUT AND ARE NOT BE ACCESSIBLE. COORDINATE WITH COR.



1 OVERALL REFLECTED CEILING PLAN - LEVEL 1
1/16" = 1'-0"

REFLECTED CEILING PLAN LEGEND

	ROOM EMERGENCY INDICATOR LIGHT		RETURN / EXHAUST GRILLE
	RECESSED LIGHT FIXTURE		SUPPLY DIFFUSER
	EGRESS LIGHTING / EMERGENCY LIGHTING		2' x 2' ACOUSTICAL TILE CEILING
	RECESSED CAN LIGHT		2' x 4' ACOUSTICAL TILE CEILING
	WALL MOUNTED LUMINAIRE		SOLID SURFACE CEILING
	LINEAR PENDANT		4' x 8' METAL LINEAR SOFFIT PLANS - MC-1
	SECURITY CAMERA		ACCESS PANEL
	SPEAKER		OCCUPANCY SENSOR
	EXIT SIGN		CEILING FAN
	SMOKE DETECTOR		SPRINKLER HEAD
	MOTION SENSOR		
	RADIO REPEATER		
	360 OR 180 SECURITY DOME MIRROR		


GENERAL NOTES:

GENERAL CONTRACTOR AND/OR ALL SUBCONTRACTORS SHALL FIELD VERIFY ALL DIMENSIONS SHOWN ON THESE PLANS AND SHALL BE RESPONSIBLE FOR VARIATIONS BETWEEN PLAN DIMENSIONS AND ACTUAL FIELD DIMENSIONS. WHERE VARIATIONS ARE FOUND TO OCCUR, THE CONTRACTOR SHALL NOTIFY THE PROJECT ENGINEER IN WRITING PRIOR TO PROCEEDING WITH CONSTRUCTION. NO ADJUSTMENT TO THE WORK WILL BE MADE WITHOUT THE PRIOR APPROVAL OF THE PROJECT ENGINEER.

GENERAL CONTRACTOR SHALL BE RESPONSIBLE FOR GENERAL DEMOLITION INCLUDING REMOVAL OF WALLS, PARTITIONS, DOORS & CEILING & FLOORS. ANY AND ALL CUTTING OF CONCRETE, FLOORS OR STRUCTURE SHALL BE THE GENERAL CONTRACTOR'S RESPONSIBILITY. CORE DRILLING THROUGH CONCRETE WALLS, FLOORS OR STRUCTURE FOR PIPING OR CONDUIT SHALL BE THE RESPONSIBILITY OF THE SUBCONTRACTOR BY TRADE. FIRESTOPPING OF THESE OPENINGS SHALL BE DONE BY THE RESPECTIVE SUBCONTRACTOR. REMOVAL OF DEBRIS RESULTING FROM DEMOLITION, CUTTING, AND/OR DRILLING IS THE RESPONSIBILITY OF THE GENERAL CONTRACTOR. PATCHING AND REPAIR OF CONCRETE WALLS, FLOOR, OR STRUCTURE SHALL BE THE RESPONSIBILITY OF THE GENERAL CONTRACTOR. THIS WILL BE ACCOMPLISHED UPON COMPLETION OF THE INSTALLATION OF ANY AND ALL UTILITIES INSTALLED BY THE VARIOUS SUBCONTRACTORS.



3705 North 200th Street
Elkhorn, Nebraska 68022
(402) 291-6941



Drawing Scale
As indicated

Plot Scale

Drawing Title
OVERALL REFLECTED CEILING PLAN - LEVEL 1

Approved: Division Chief

Approved: Service Director

Project Title
Renovate Mental Health Inpatient Ward

Location
1 Veterans Dr., Minneapolis, MN 55417

Date
01/07/2021

Checked
RJO

Drawn
JGG/KNRG

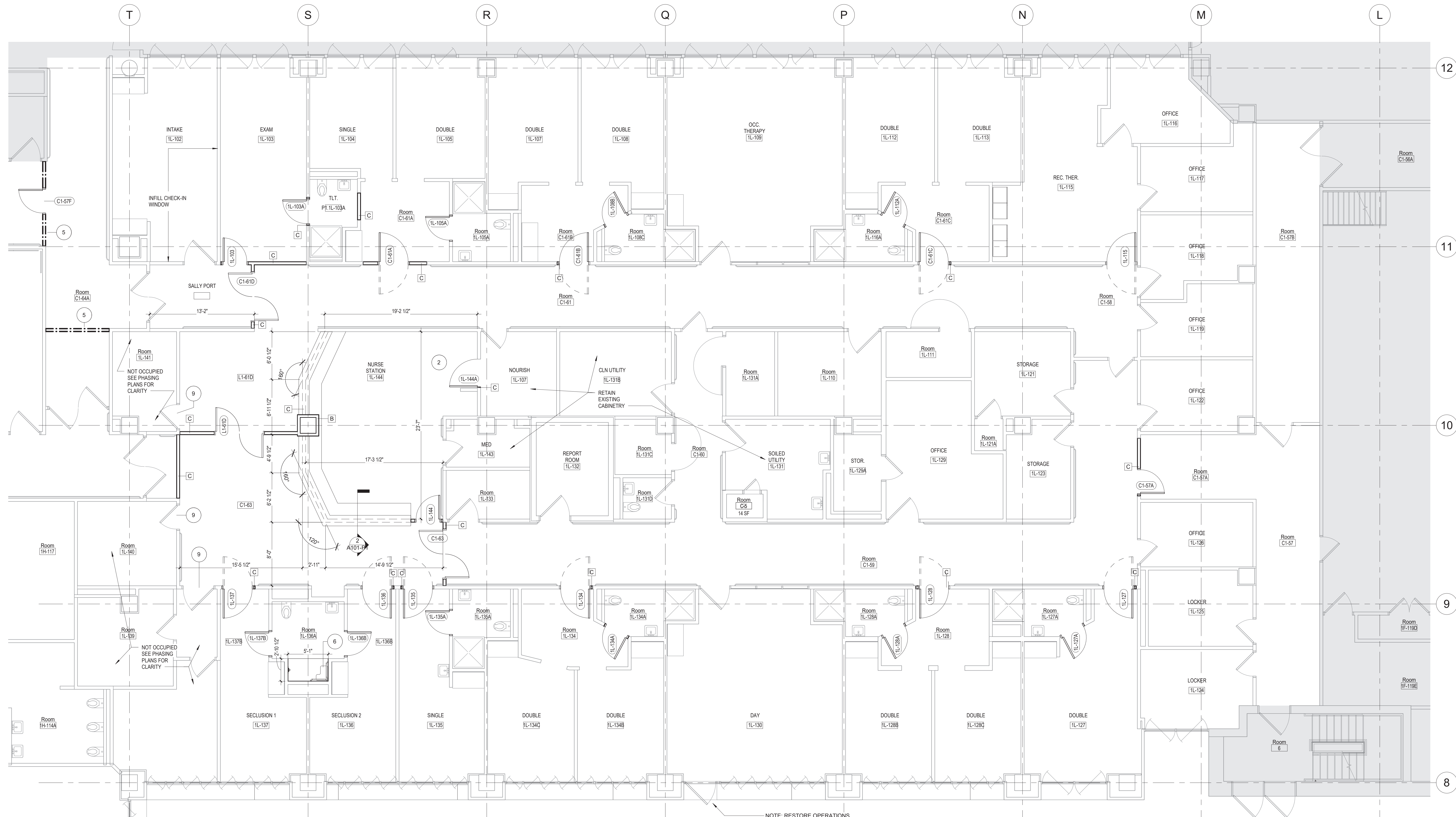
Project No.
618-17-127

Building Number
70

DRAWING NO.

1338 - A101

Office of
Facilities
Management



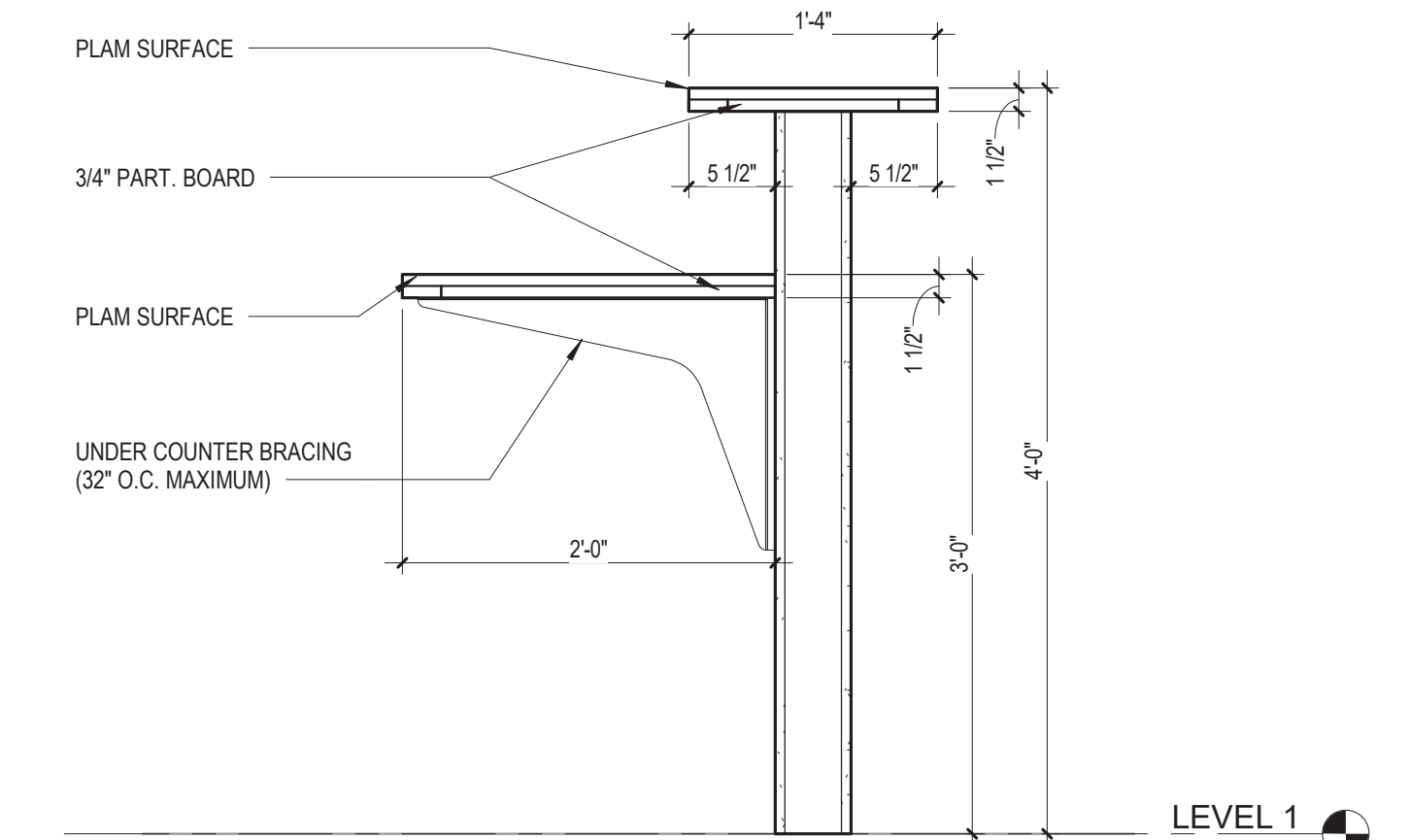
1 PHASE 1 AREA L
3/16" = 1'-0"

RENOVATION KEY NOTES

- 1 NOT USED
- 2 INFILL EXISTING OPENING W/ 5/8" TYPE "X" GWB AND LT. GA. METAL STUDS FOR 1-HR SEPARATION.
- 3 NOT USED
- 4 CONTRACTOR AND MATERIAL INGRESS/EGRESS PATH.
- 5 TEMPORARY CONSTRUCTION BARRIER - SEE DEMOLITION & NEW FLOOR PLAN GENERAL NOTES.
- 6 INSTALL ADA COMPLIANT SHOWER STALL - FIELD VERIFY DIMENSIONS
- 7 FURR/INSULATE EXTERIOR WALL W/ 3-5/8" LT. GA. METAL STUDS, R-11 BATT INSULATION AND 5/8" GWB FROM FLOOR TO B.O. STRUCTURE ABOVE.
- 8 EXISTING WALL MOUNTED STEAM CONVECTOR TO BE REMOVED (SEE MECH.), FINISH TO MATCH EXISTING CONDITION. SEE DETAILS ON SHEET AE-500.
- 9 EXISTING DOORS ARE TO BE SECURED SHUT AND ARE NOT BE ACCESSIBLE. COORDINATE WITH COR.

PHASE 1 GENERAL NOTES

- 1 PHASE 1 GENERAL NOTES PERTAIN TO AREA L PHASE 1 ONLY. REFER TO RENOVATION GENERAL NOTES & DEMOLITION GENERAL NOTES FOR TYPICAL RENO/DEMO NOTES.
- 2 REMOVE MARKERBOARD, WALL HUNG HAND CLEANER DISPENSERS, HAND SANITIZERS, IDEA BOARD BULLETIN BOARD FROM WALLS AND OTHER ITEMS TO BE COORDINATED WITH OWNER FOR STORAGE AND/OR DISPOSAL.
- 3 REMOVE ALL EXISTING UNLOCKED FIRE EXTINGUISHER CABINETS AND REPLACE WITH NEW FLUSH MOUNTED LOCKABLE FIRE EXTINGUISHER CABINETS.
- 4 REPLACE ALL WALL PROTECTION ITEMS WITH ANTI-LIGATURE GRADE WALL PROTECTION AND CORNER GUARDS.
- 5 CONTRACTOR SHALL RELOCATE PATIENT BEDS FROM EXISTING 1K AND SECURE INTO THE FLOOR OF PATIENT BEDROOMS ON THIS PLAN AT THE END OF PHASE 1 DURING THE ONE WEEK OWNER MOVE PERIOD. (SEE AF101-P1)
- 6 ALL EXISTING PATIENT BATHROOMS IN PHASE 1 MUST HAVE ALL BATHROOM ACCESSORIES REPLACED WITH ANTI-LIGATURE GRADE ACCESSORIES.
- 7 ALL PATIENT ROOM FLOORING IN PHASE 1 WILL BE REPLACED WITH RSV-1. (SEE COLOR SCHEDULE ON SHEET AF-001)
- 8 REPLACE ALL INTERIOR GLAZING WITH AN APPROVED LAMINATE HIGH IMPACT GLAZING - SEE SPECIFICATIONS & COORDINATE WITH VA COR.
- 9 PATCH AND REPAIR ALL FINISHES TO MATCH EXISTING. COORDINATE WITH VA COR.


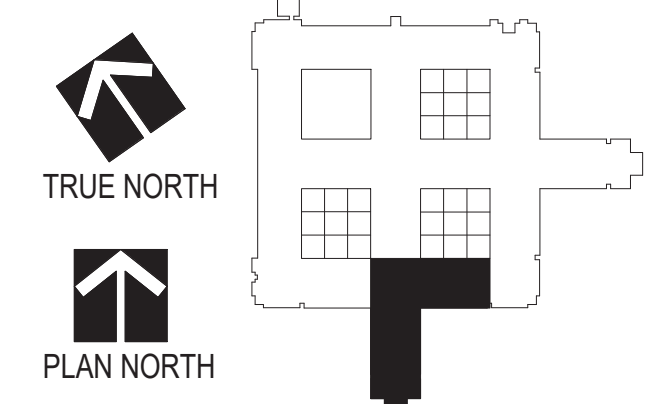


2 NURSE STATION DETAIL - PHASE 1
1" = 1'-0"

GENERAL NOTES:

GENERAL CONTRACTOR AND/OR ALL SUBCONTRACTORS SHALL FIELD VERIFY ALL DIMENSIONS SHOWN ON THESE PLANS AND SHALL BE RESPONSIBLE FOR VARIATIONS BETWEEN PLAN DIMENSIONS AND ACTUAL FIELD DIMENSIONS. WHERE VARIATIONS ARE FOUND TO OCCUR, THE CONTRACTOR SHALL NOTIFY THE PROJECT ENGINEER IN WRITING PRIOR TO PROCEEDING WITH CONSTRUCTION. NO ADJUSTMENT TO THE WORK WILL BE MADE WITHOUT THE PRIOR APPROVAL OF THE PROJECT ENGINEER.

GENERAL CONTRACTOR SHALL BE RESPONSIBLE FOR GENERAL DEMOLITION INCLUDING REMOVAL OF WALLS, PARTITIONS, DOORS & CEILING & FLOORS. ANY AND ALL CUTTING OF CONCRETE FLOORS, WALLS OR STRUCTURE SHALL BE THE GENERAL CONTRACTOR'S RESPONSIBILITY. CORE DRILLING THROUGH CONCRETE WALLS, FLOORS OR STRUCTURE FOR PIPING OR CONDUIT SHALL BE THE RESPONSIBILITY OF THE SUBCONTRACTOR BY TRADE. FIRESTOPPING OF THESE OPENINGS SHALL BE DONE BY THE RESPECTIVE SUBCONTRACTOR. REMOVAL OF DEBRIS RESULTING FROM DEMOLITION, CUTTING, AND/OR DRILLING IS THE RESPONSIBILITY OF THE GENERAL CONTRACTOR. PATCHING AND REPAIR OF CONCRETE WALLS, FLOOR, OR STRUCTURE SHALL BE THE RESPONSIBILITY OF THE GENERAL CONTRACTOR. THIS WILL BE ACCOMPLISHED UPON COMPLETION OF THE INSTALLATION OF ANY AND ALL UTILITIES INSTALLED BY THE VARIOUS SUBCONTRACTORS.



Drawing Title
**ARCHITECTURAL PLANS - LEVEL 1
- AREA L - PHASE 1**

Drawing Scale
As indicated

Plot Scale

Approved: Division Chief

Approved: Service Director

Project Title
**Renovate Mental Health
Inpatient Ward**

Location
1 Veterans Dr., Minneapolis, MN 55417

Date
01/07/2021

Checked
RJO

Drawn
JGG/KNRG

Project No.
618-17-127

Building Number
70

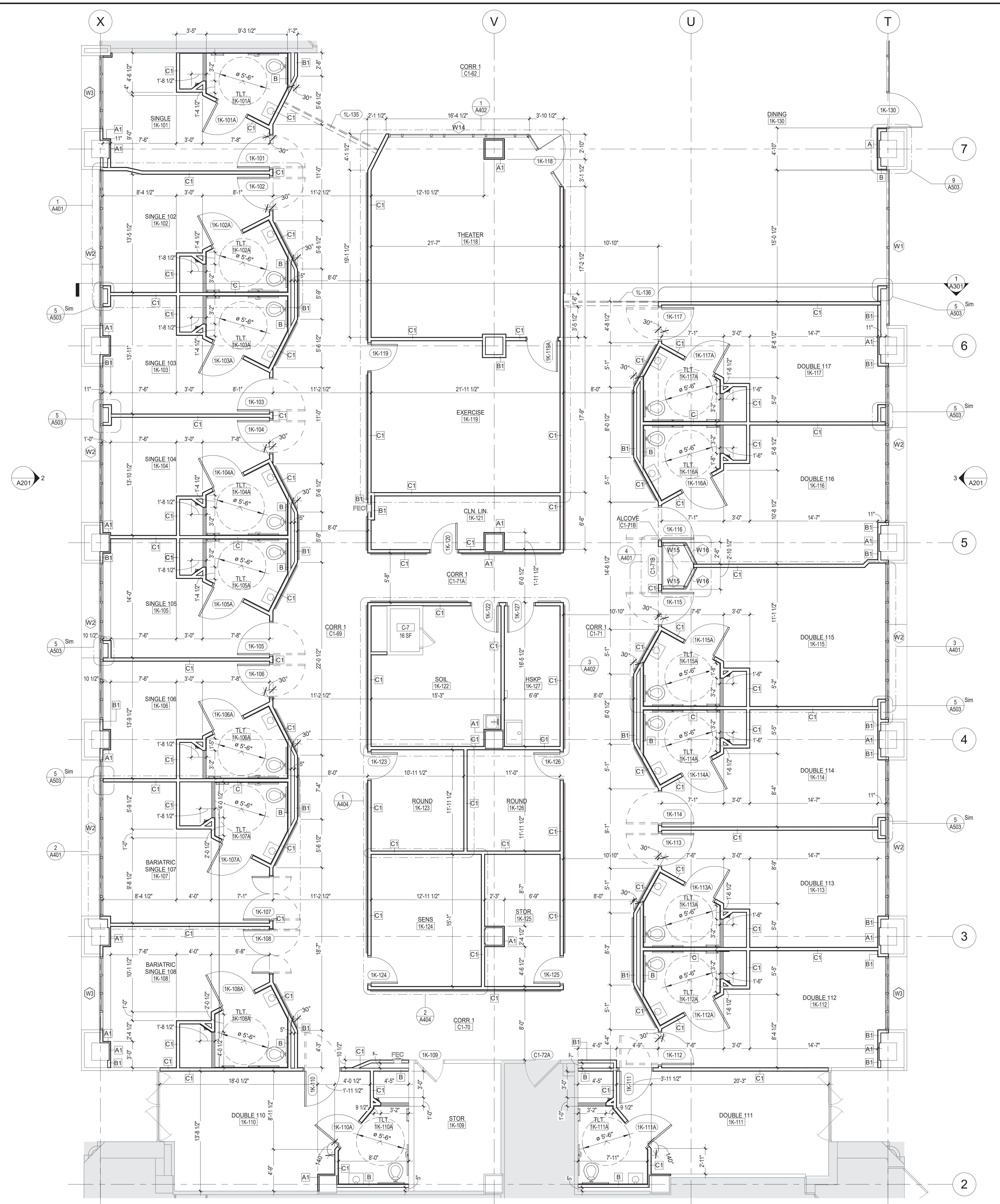
DRAWING NO.
**1338 -
A101-P1**



Vertical scale bars and revision markers on the left margin.

RENOVATION KEY NOTES

- NOT USED
- INFILL EXISTING OPENING W/ 5/8" TYPE 'X' GWB AND LT. GA. METAL STUDS FOR 1-HR SEPARATION.
- NOT USED
- CONTRACTOR AND MATERIAL INGRESS/EGRESS PATH.
- TEMPORARY CONSTRUCTION BARRIER - SEE DEMOLITION & NEW FLOOR PLAN GENERAL NOTES.
- INSTALL ADA COMPLIANT SHOWER STALL - FIELD VERIFY DIMENSIONS
- FURR/INSULATE EXTERIOR WALL W/ 3-5/8" LT. GA. METAL STUDS, R-11 BATT INSULATION AND 5/8" GWB FROM FLOOR TO B.O. STRUCTURE ABOVE.
- EXISTING WALL MOUNTED STEAM CONVECTOR TO BE REMOVED (SEE MECH.). FINISH TO MATCH EXISTING CONDITION. SEE DETAILS ON SHEET AE-500.
- EXISTING DOORS ARE TO BE SECURED SHUT AND ARE NOT BE ACCESSIBLE. COORDINATE WITH COR.



NOTE:
REFER TO SHEET A-001 RENOVATION AND DEMOLITION GENERAL NOTES.

1 PHASE 2 AREA K
3/16" = 1'-0"

NO.	REVISIONS	DATE

GENERAL NOTES:

GENERAL CONTRACTOR AND/OR ALL SUBCONTRACTORS SHALL FIELD VERIFY ALL DIMENSIONS SHOWN ON THESE PLANS AND SHALL BE RESPONSIBLE FOR VARIATIONS BETWEEN PLAN DIMENSIONS AND ACTUAL FIELD DIMENSIONS. WHERE VARIATIONS ARE FOUND TO OCCUR, THE CONTRACTOR SHALL NOTIFY THE PROJECT ENGINEER IN WRITING PRIOR TO PROCEEDING WITH CONSTRUCTION. NO ADJUSTMENT TO THE WORK WILL BE MADE WITHOUT THE PRIOR APPROVAL OF THE PROJECT ENGINEER.

GENERAL CONTRACTOR SHALL BE RESPONSIBLE FOR GENERAL DEMOLITION INCLUDING REMOVAL OF WALLS, PARTITIONS, DOORS & CEILINGS & FLOORS. ANY AND ALL CUTTING OF CONCRETE FLOORS, WALLS OR STRUCTURE SHALL BE THE GENERAL CONTRACTOR'S RESPONSIBILITY. CORE DRILLING THROUGH CONCRETE WALLS, FLOORS OR STRUCTURE FOR PIPING OR CONDUIT SHALL BE THE RESPONSIBILITY OF THE SUBCONTRACTOR BY TRADE. FIRESTOPPING OF THESE OPENINGS SHALL BE DONE BY THE RESPECTIVE SUBCONTRACTOR. REMOVAL OF DEBRIS RESULTING FROM DEMOLITION, CUTTING, AND/OR DRILLING IS THE RESPONSIBILITY OF THE GENERAL CONTRACTOR. PATCHING AND REPAIR OF CONCRETE WALLS, FLOOR, OR STRUCTURE SHALL BE THE RESPONSIBILITY OF THE GENERAL CONTRACTOR. THIS WILL BE ACCOMPLISHED UPON COMPLETION OF THE INSTALLATION OF ANY AND ALL UTILITIES INSTALLED BY THE VARIOUS SUBCONTRACTORS.

Drawing Title
ARCHITECTURAL PLANS - LEVEL 1 - AREA K - PHASE 2

Approved: Division Chief
Approved: Service Director

Project Title
Renovate Mental Health Inpatient Ward

Location
1 Veterans Dr., Minneapolis, MN 55417

Date
01/07/2021

Checked
RJO

Drawn
JGK/NRG

Project No.
618-17-127

Building Number
70

DRAWING NO.
1338 - A102-P2

Office of Facilities Management

Department of Veterans Affairs

12/20/2021 12:35:23 PM
 J:\Projects\1338 - A102-P2\1338 - A102-P2.dwg
 J:\Projects\1338 - A102-P2\jgk\nrg

RENOVATION KEY NOTES

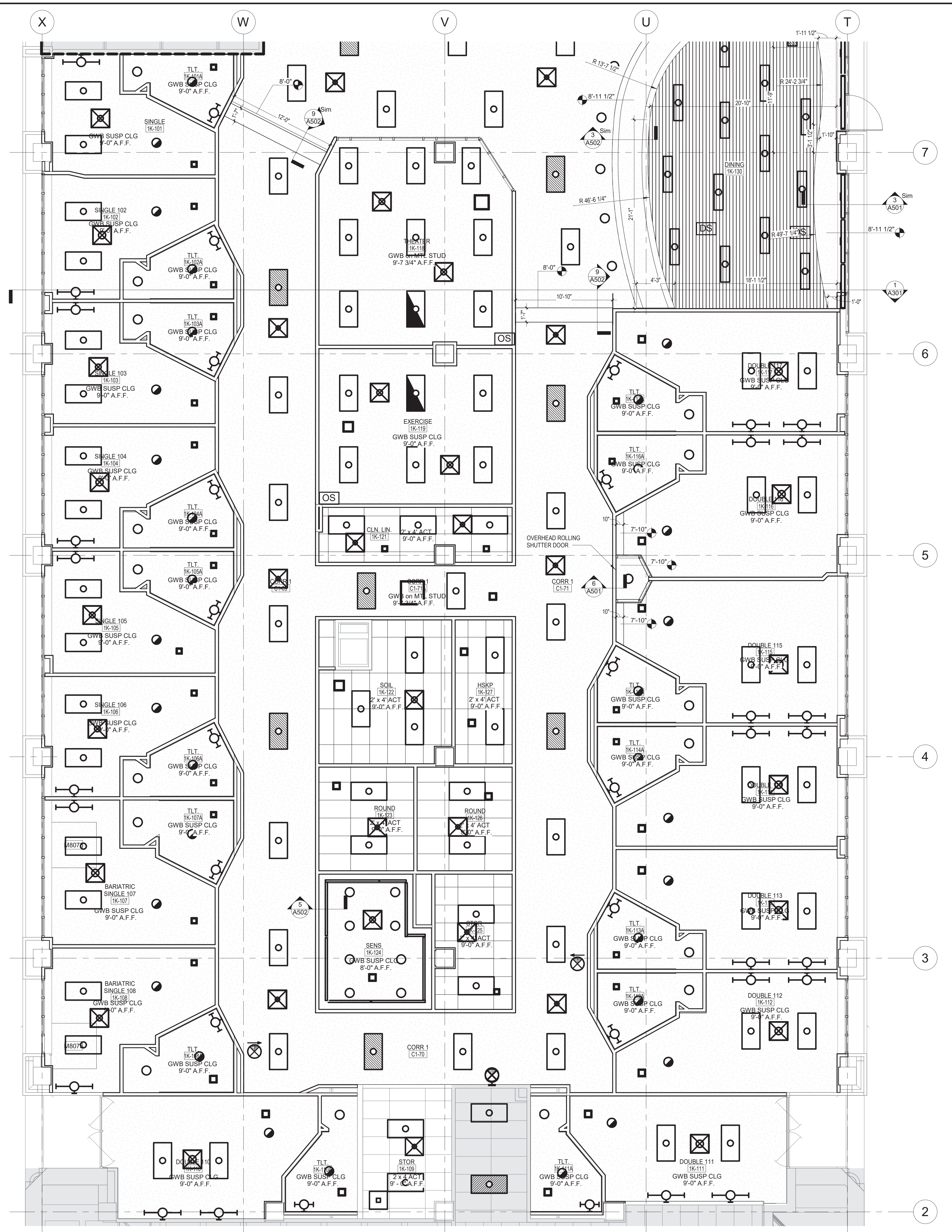
- NOT USED
- INFILL EXISTING OPENING W/ 5/8" TYPE "X" GWB AND LT. GA. METAL STUDS FOR 1-HR SEPARATION.
- NOT USED
- CONTRACTOR AND MATERIAL INGRESS/EGRESS PATH.
- TEMPORARY CONSTRUCTION BARRIER - SEE DEMOLITION & NEW FLOOR PLAN GENERAL NOTES.
- INSTALL ADA COMPLIANT SHOWER STALL - FIELD VERIFY DIMENSIONS
- FURR/INSULATE EXTERIOR WALL W/ 3-5/8" LT. GA. METAL STUDS, R-11 BATT INSULATION AND 5/8" GWB FROM FLOOR TO B.O. STRUCTURE ABOVE.
- EXISTING WALL MOUNTED STEAM CONVECTOR TO BE REMOVED (SEE MECH.). FINISH TO MATCH EXISTING CONDITION. SEE DETAILS ON SHEET AE-500.
- EXISTING DOORS ARE TO BE SECURED SHUT AND ARE NOT BE ACCESSIBLE. COORDINATE WITH COR.

REFLECTED CEILING PLAN LEGEND

	ROOM EMERGENCY INDICATOR LIGHT		RETURN / EXHAUST GRILLE
	RECESSED LIGHT FIXTURE		SUPPLY DIFFUSER
	EGRESS LIGHTING / EMERGENCY LIGHTING		2 x 2 ACOUSTICAL TILE CEILING
	RECESSED CAN LIGHT		2 x 2 ACOUSTICAL TILE CEILING
	WALL MOUNTED LUMINAIRE		SOLID SURFACE CEILING
	LINEAR PENDANT		4" x 8" METAL LINEAR SOFFIT PLANS-MC-1
	SECURITY CAMERA		ACCESS PANEL
	SPEAKER		OCCUPANCY SENSOR
	EXIT SIGN		CEILING FAN
	SMOKE DETECTOR		SPRINKLER HEAD
	MOTION SENSOR		
	RADIO REPEATER		
	360 OR 180 SECURITY DOME MIRROR		

NOTE:

REFER TO SHEET A-001 RENOVATION AND DEMOLITION GENERAL NOTES.



1 PHASE 2 AREA K - RCP
3/16" = 1'-0"

NO.	REVISIONS	DATE

GENERAL NOTES:

GENERAL CONTRACTOR AND/OR ALL SUBCONTRACTORS SHALL FIELD VERIFY ALL DIMENSIONS SHOWN ON THESE PLANS AND SHALL BE RESPONSIBLE FOR VARIATIONS BETWEEN PLAN DIMENSIONS AND ACTUAL FIELD DIMENSIONS. WHERE VARIATIONS ARE FOUND TO OCCUR, THE CONTRACTOR SHALL NOTIFY THE PROJECT ENGINEER IN WRITING PRIOR TO PROCEEDING WITH CONSTRUCTION. NO ADJUSTMENT TO THE WORK WILL BE MADE WITHOUT THE PRIOR APPROVAL OF THE PROJECT ENGINEER.

GENERAL CONTRACTOR SHALL BE RESPONSIBLE FOR GENERAL DEMOLITION INCLUDING REMOVAL OF WALLS, PARTITIONS, DOORS & CEILING & FLOORS. ANY AND ALL CUTTING OF CONCRETE FLOORS, WALLS OR STRUCTURE SHALL BE THE GENERAL CONTRACTOR'S RESPONSIBILITY. CORE DRILLING THROUGH CONCRETE WALLS, FLOORS OR STRUCTURE FOR PIPING OR CONDUIT SHALL BE THE RESPONSIBILITY OF THE SUBCONTRACTOR BY TRADE. FIRESTOPPING OF THESE OPENINGS SHALL BE DONE BY THE RESPECTIVE SUBCONTRACTOR. REMOVAL OF DEBRIS RESULTING FROM DEMOLITION, CUTTING, AND/OR DRILLING IS THE RESPONSIBILITY OF THE GENERAL CONTRACTOR. PATCHING AND REPAIR OF CONCRETE WALLS, FLOOR, OR STRUCTURE SHALL BE THE RESPONSIBILITY OF THE GENERAL CONTRACTOR. THIS WILL BE ACCOMPLISHED UPON COMPLETION OF THE INSTALLATION OF ANY AND ALL UTILITIES INSTALLED BY THE VARIOUS SUBCONTRACTORS.

3705 North 200th Street
Elkhorn, Nebraska 68022
(402) 291-6941

TRUE NORTH
PLAN NORTH

Richard Joseph C. 0212
Exp. 06-30-21

Drawing Title
ARCHITECTURAL PLANS - LEVEL 1 - AREA K - PHASE 2 - RCP

Approved: Division Chief
Approved: Service Director

Project Title
Renovate Mental Health Inpatient Ward

Location
1 Veterans Dr., Minneapolis, MN 55417

Date
01/07/2021

Checked
RJO

Drawn
JGK/KNRG

Project No.
618-17-127

Building Number
70

DRAWING NO.
1338 - A102.A-P2

Office of Facilities Management

Department of Veterans Affairs

RENOVATION KEY NOTES

- 1 NOT USED
- 2 INFILL EXISTING OPENING W/ 5/8" TYPE "X" GWB AND LT. GA. METAL STUDS FOR 1-HR SEPARATION.
- 3 NOT USED
- 4 CONTRACTOR AND MATERIAL INGRESS/EGRESS PATH.
- 5 TEMPORARY CONSTRUCTION BARRIER - SEE DEMOLITION & NEW FLOOR PLAN GENERAL NOTES.
- 6 INSTALL ADA COMPLIANT SHOWER STALL - FIELD VERIFY DIMENSIONS
- 7 FURR/INSULATE EXTERIOR WALL W/ 3-5/8" LT. GA. METAL STUDS, R-11 BATT INSULATION AND 5/8" GWB FROM FLOOR TO B.O. STRUCTURE ABOVE.
- 8 EXISTING WALL MOUNTED STEAM CONVECTOR TO BE REMOVED (SEE MECH.). FINISH TO MATCH EXISTING CONDITION. SEE DETAILS ON SHEET AE-500.
- 9 EXISTING DOORS ARE TO BE SECURED SHUT AND ARE NOT BE ACCESSIBLE. COORDINATE WITH COR.



1 PHASE 2 AREA H
3/16" = 1'-0"

NOTE:


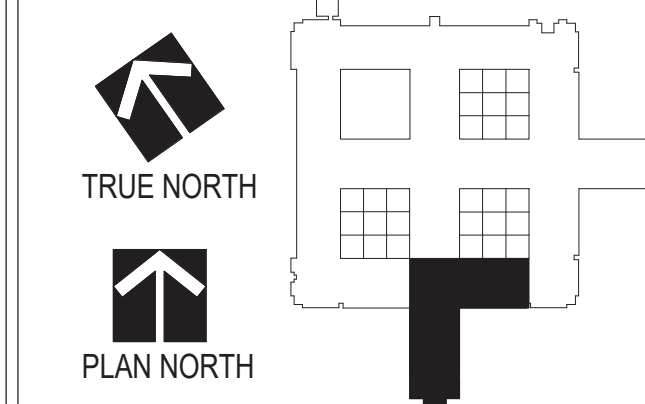
REFER TO SHEET A-001 RENOVATION AND DEMOLITION GENERAL NOTES.

GENERAL NOTES:

GENERAL CONTRACTOR AND/OR ALL SUBCONTRACTORS SHALL FIELD VERIFY ALL DIMENSIONS SHOWN ON THESE PLANS AND SHALL BE RESPONSIBLE FOR VARIATIONS BETWEEN PLAN DIMENSIONS AND ACTUAL FIELD DIMENSIONS. WHERE VARIATIONS ARE FOUND TO OCCUR, THE CONTRACTOR SHALL NOTIFY THE PROJECT ENGINEER IN WRITING PRIOR TO PROCEEDING WITH CONSTRUCTION. NO ADJUSTMENT TO THE WORK WILL BE MADE WITHOUT THE PRIOR APPROVAL OF THE PROJECT ENGINEER.

GENERAL CONTRACTOR SHALL BE RESPONSIBLE FOR GENERAL DEMOLITION INCLUDING REMOVAL OF WALLS, PARTITIONS, DOORS & CEILING & FLOORS. ANY AND ALL CUTTING OF CONCRETE FLOORS, WALLS OR STRUCTURE SHALL BE THE GENERAL CONTRACTOR'S RESPONSIBILITY. CORE DRILLING THROUGH CONCRETE WALLS, FLOORS OR STRUCTURE FOR PIPING OR CONDUIT SHALL BE THE RESPONSIBILITY OF THE SUBCONTRACTOR BY TRADE. FIRESTOPPING OF THESE OPENINGS SHALL BE DONE BY THE RESPECTIVE SUBCONTRACTOR. REMOVAL OF DEBRIS RESULTING FROM DEMOLITION, CUTTING, AND/OR DRILLING IS THE RESPONSIBILITY OF THE GENERAL CONTRACTOR. PATCHING AND REPAIR OF CONCRETE WALLS, FLOOR, OR STRUCTURE SHALL BE THE RESPONSIBILITY OF THE GENERAL CONTRACTOR. THIS WILL BE ACCOMPLISHED UPON COMPLETION OF THE INSTALLATION OF ANY AND ALL UTILITIES INSTALLED BY THE VARIOUS SUBCONTRACTORS.

REVISIONS	DATE



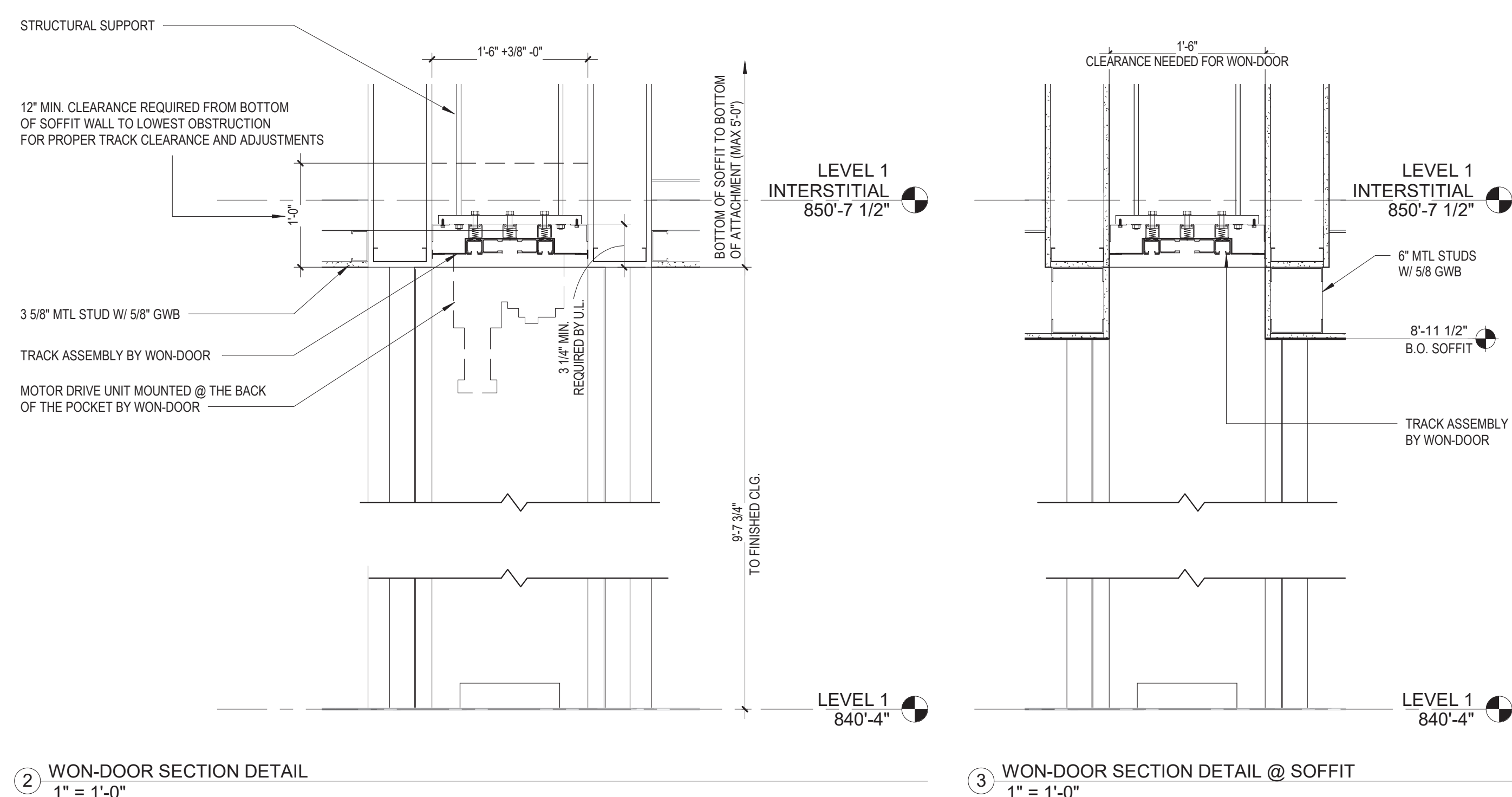
Drawing Title ARCHITECTURAL PLANS - LEVEL 1 - AREA H - PHASE 2	Project Title Renovate Mental Health Inpatient Ward
Approved: Division Chief	Location 1 Veterans Dr., Minneapolis, MN 55417
Approved: Service Director	Date 01/07/2021
Checked RJO	Drawn JGG/KNRG

Project No. 618-17-127	DRAWING NO. 1338 - A103-P2
Building Number 70	



RENOVATION KEY NOTES

- 1 NOT USED
- 2 INFILL EXISTING OPENING W/ 5/8" TYPE "X" GWB AND LT. GA. METAL STUDS FOR 1-HR SEPARATION.
- 3 NOT USED
- 4 CONTRACTOR AND MATERIAL INGRESS/EGRESS PATH.
- 5 TEMPORARY CONSTRUCTION BARRIER - SEE DEMOLITION & NEW FLOOR PLAN GENERAL NOTES.
- 6 INSTALL ADA COMPLIANT SHOWER STALL - FIELD VERIFY DIMENSIONS
- 7 FURR/INSULATE EXTERIOR WALL W/ 3-5/8" LT. GA. METAL STUDS, R-11 BATT INSULATION AND 5/8" GWB FROM FLOOR TO B.O. STRUCTURE ABOVE.
- 8 EXISTING WALL MOUNTED STEAM CONVECTOR TO BE REMOVED (SEE MECH.). FINISH TO MATCH EXISTING CONDITION. SEE DETAILS ON SHEET AE-500.
- 9 EXISTING DOORS ARE TO BE SECURED SHUT AND ARE NOT BE ACCESSIBLE. COORDINATE WITH COR.



REFLECTED CEILING PLAN LEGEND

NOTE:

REFER TO SHEET A-001 RENOVATION AND DEMOLITION GENERAL NOTES.

GENERAL NOTES:


GENERAL CONTRACTOR AND/OR ALL SUBCONTRACTORS SHALL FIELD VERIFY ALL DIMENSIONS SHOWN ON THESE PLANS AND SHALL BE RESPONSIBLE FOR VARIATIONS BETWEEN PLAN DIMENSIONS AND ACTUAL FIELD DIMENSIONS. WHERE VARIATIONS ARE FOUND TO OCCUR, THE CONTRACTOR SHALL NOTIFY THE PROJECT ENGINEER IN WRITING PRIOR TO PROCEEDING WITH CONSTRUCTION. NO ADJUSTMENT TO THE WORK WILL BE MADE WITHOUT THE PRIOR APPROVAL OF THE PROJECT ENGINEER.

GENERAL CONTRACTOR SHALL BE RESPONSIBLE FOR GENERAL DEMOLITION INCLUDING REMOVAL OF WALLS, PARTITIONS, DOORS & CEILING & FLOORS. ANY AND ALL CUTTING OF CONCRETE FLOORS, WALLS OR STRUCTURE SHALL BE THE GENERAL CONTRACTOR'S RESPONSIBILITY. CORE DRILLING THROUGH CONCRETE WALLS, FLOORS OR STRUCTURE FOR PIPING OR CONDUIT SHALL BE THE RESPONSIBILITY OF THE SUBCONTRACTOR BY TRADE. FIRESTOPPING OF THESE OPENINGS SHALL BE DONE BY THE RESPECTIVE SUBCONTRACTOR. REMOVAL OF DEBRIS RESULTING FROM DEMOLITION, CUTTING, AND/OR DRILLING IS THE RESPONSIBILITY OF THE GENERAL CONTRACTOR. PATCHING AND REPAIR OF CONCRETE WALLS, FLOOR, OR STRUCTURE SHALL BE THE RESPONSIBILITY OF THE GENERAL CONTRACTOR. THIS WILL BE ACCOMPLISHED UPON COMPLETION OF THE INSTALLATION OF ANY AND ALL UTILITIES INSTALLED BY THE VARIOUS SUBCONTRACTORS.



1 PHASE 2 AREA H
3/16" = 1'-0"

REVISIONS	DATE



Drawing Title
**ARCHITECTURAL PLANS - LEVEL 1
- AREA H - PHASE 2 - RCP**

Project Title
**Renovate Mental Health
Inpatient Ward**

Project No.
618-17-127

Building Number
70

DRAWING NO.

**1338 -
A103.A-P2**

Location
1 Veterans Dr., Minneapolis, MN 55417

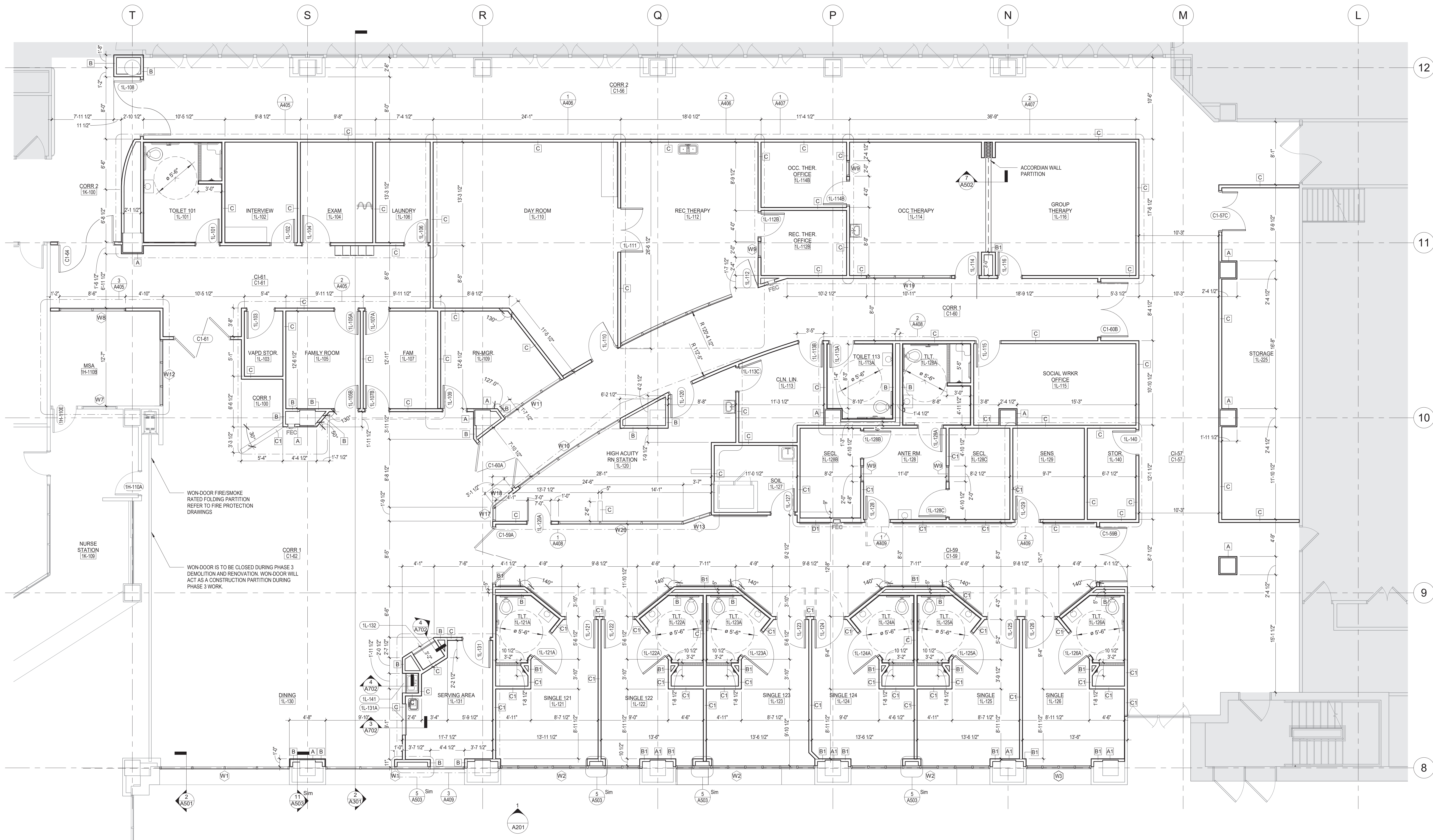
Date
01/07/2021

Checked
RJO

Drawn
JG/KNRG

Office of
Facilities
Management





1 PHASE 3 AREA L
3/16" = 1'-0"

RENOVATION KEY NOTES

- 1 NOT USED
- 2 INFILL EXISTING OPENING W/ 5/8" TYPE "X" GWB AND LT. GA. METAL STUDS FOR 1-HR SEPARATION.
- 3 NOT USED
- 4 CONTRACTOR AND MATERIAL INGRESS/EGRESS PATH.
- 5 TEMPORARY CONSTRUCTION BARRIER - SEE DEMOLITION & NEW FLOOR PLAN GENERAL NOTES.
- 6 INSTALL ADA COMPLIANT SHOWER STALL - FIELD VERIFY DIMENSIONS
- 7 FURR/INSULATE EXTERIOR WALL W/ 3-5/8" LT. GA. METAL STUDS, R-11 BATT INSULATION AND 5/8" GWB FROM FLOOR TO B.O. STRUCTURE ABOVE.
- 8 EXISTING WALL MOUNTED STEAM CONVECTOR TO BE REMOVED (SEE MECH.). FINISH TO MATCH EXISTING CONDITION. SEE DETAILS ON SHEET AE-500.
- 9 EXISTING DOORS ARE TO BE SECURED SHUT AND ARE NOT BE ACCESSIBLE. COORDINATE WITH COR.

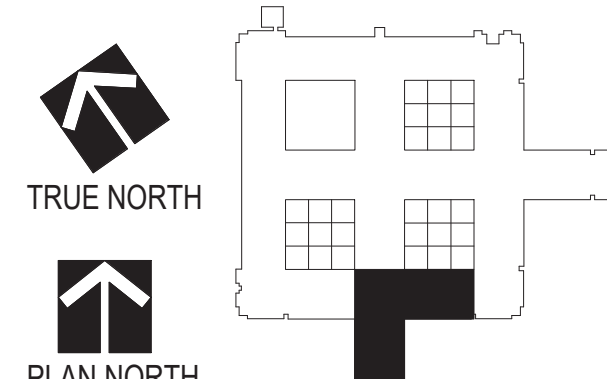
NOTE:
REFER TO SHEET A-001 RENOVATION AND DEMOLITION GENERAL NOTES.

GENERAL NOTES:

GENERAL CONTRACTOR AND/OR ALL SUBCONTRACTORS SHALL FIELD VERIFY ALL DIMENSIONS SHOWN ON THESE PLANS AND SHALL BE RESPONSIBLE FOR VARIATIONS BETWEEN PLAN DIMENSIONS AND ACTUAL FIELD DIMENSIONS. WHERE VARIATIONS ARE FOUND TO OCCUR, THE CONTRACTOR SHALL NOTIFY THE PROJECT ENGINEER IN WRITING PRIOR TO PROCEEDING WITH CONSTRUCTION. NO ADJUSTMENT TO THE WORK WILL BE MADE WITHOUT THE PRIOR APPROVAL OF THE PROJECT ENGINEER.

GENERAL CONTRACTOR SHALL BE RESPONSIBLE FOR GENERAL DEMOLITION INCLUDING REMOVAL OF WALLS, PARTITIONS, DOORS & CEILING & FLOORS. ANY AND ALL CUTTING OF CONCRETE FLOORS, WALLS OR STRUCTURE SHALL BE THE GENERAL CONTRACTOR'S RESPONSIBILITY. CORE DRILLING THROUGH CONCRETE WALLS, FLOORS OR STRUCTURE FOR PIPING OR CONDUIT SHALL BE THE RESPONSIBILITY OF THE SUBCONTRACTOR BY TRADE. FIRESTOPPING OF THESE OPENINGS SHALL BE DONE BY THE RESPECTIVE SUBCONTRACTOR. REMOVAL OF DEBRIS RESULTING FROM DEMOLITION, CUTTING, AND/OR DRILLING IS THE RESPONSIBILITY OF THE GENERAL CONTRACTOR. PATCHING AND REPAIR OF CONCRETE WALLS, FLOOR, OR STRUCTURE SHALL BE THE RESPONSIBILITY OF THE GENERAL CONTRACTOR. THIS WILL BE ACCOMPLISHED UPON COMPLETION OF THE INSTALLATION OF ANY AND ALL UTILITIES INSTALLED BY THE VARIOUS SUBCONTRACTORS.

CLH
Calvin L. Hinz
3705 North 200th Street
Elkhorn, Nebraska 68022
(402) 291-6941



REGISTERED ARCHITECT
RICHARD JOSEPH OWEN
No. 00122
Exp. 06-30-21
STATE OF CALIFORNIA

Drawing Scale: As indicated
Plot Scale:

Drawing Title:
**ARCHITECTURAL PLANS - LEVEL 1
- AREA L - PHASE 3**

Approved: Division Chief
Approved: Service Director

Project Title:
**Renovate Mental Health
Inpatient Ward**

Location:
1 Veterans Dr., Minneapolis, MN 55417

Date:
01/07/2021

Checked:
RJO

Drawn:
JG/KK/NRG

Project No.:
618-17-127

Building Number:
70

DRAWING NO.:
**1338 -
A104-P3**

Office of
Facilities
Management

Department of
Veterans Affairs

REVISIONS	DATE



1 PHASE 3 AREA L RCP
3/16" = 1'-0"

RENOVATION KEY NOTES

- 1 NOT USED
- 2 INFILL EXISTING OPENING W/ 5/8" TYPE "X" GWB AND LT. GA. METAL STUDS FOR 1-HR SEPARATION.
- 3 NOT USED
- 4 CONTRACTOR AND MATERIAL INGRESS/EGRESS PATH.
- 5 TEMPORARY CONSTRUCTION BARRIER - SEE DEMOLITION & NEW FLOOR PLAN GENERAL NOTES.
- 6 INSTALL ADA COMPLIANT SHOWER STALL - FIELD VERIFY DIMENSIONS
- 7 FURR/INSULATE EXTERIOR WALL W/ 3-5/8" LT. GA. METAL STUDS, R-11 BATT INSULATION AND 5/8" GWB FROM FLOOR TO B.O. STRUCTURE ABOVE.
- 8 EXISTING WALL MOUNTED STEAM CONVECTOR TO BE REMOVED (SEE MECH.). FINISH TO MATCH EXISTING CONDITION. SEE DETAILS ON SHEET AE-500.
- 9 EXISTING DOORS ARE TO BE SECURED SHUT AND ARE NOT BE ACCESSIBLE. COORDINATE WITH COR.

REFLECTED CEILING PLAN LEGEND

	ROOM EMERGENCY INDICATOR LIGHT		RETURN / EXHAUST GRILLE
	RECESSED LIGHT FIXTURE		SUPPLY DIFFUSER
	EGRESS LIGHTING / EMERGENCY LIGHTING		2 x 2 ACOUSTICAL TILE CEILING
	RECESSED CAN LIGHT		2 x 4 ACOUSTICAL TILE CEILING
	WALL MOUNTED LUMINAIRE		SOLID SURFACE CEILING
	LINEAR PENDANT		4" x 96" METAL LINEAR SOFFIT PLANS - INC-1
	SECURITY CAMERA		ACCESS PANEL
	SPEAKER		OCCUPANCY SENSOR
	EXIT SIGN		CEILING FAN
	SMOKE DETECTOR		SPRINKLER HEAD
	MOTION SENSOR		
	RADIO REPEATER		
	360 OR 180 SECURITY DOME MIRROR		

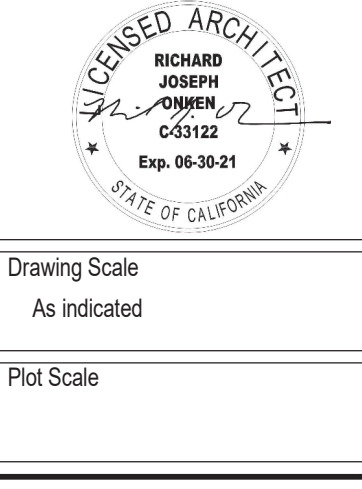
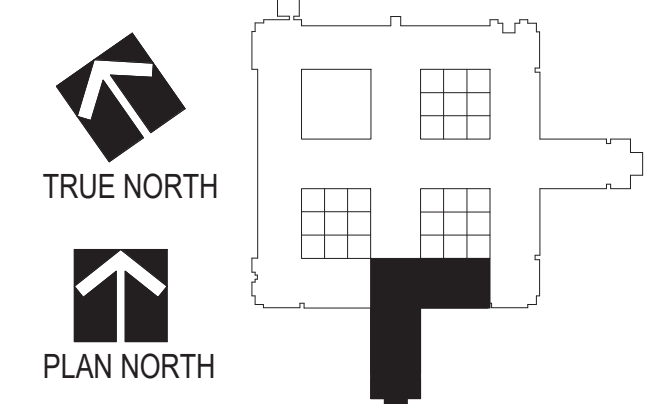
NOTE:
REFER TO SHEET A-001 RENOVATION AND DEMOLITION GENERAL NOTES.

REVISIONS	DATE

GENERAL NOTES:

GENERAL CONTRACTOR AND/OR ALL SUBCONTRACTORS SHALL FIELD VERIFY ALL DIMENSIONS SHOWN ON THESE PLANS AND SHALL BE RESPONSIBLE FOR VARIATIONS BETWEEN PLAN DIMENSIONS AND ACTUAL FIELD DIMENSIONS. WHERE VARIATIONS ARE FOUND TO OCCUR, THE CONTRACTOR SHALL NOTIFY THE PROJECT ENGINEER IN WRITING PRIOR TO PROCEEDING WITH CONSTRUCTION. NO ADJUSTMENT TO THE WORK WILL BE MADE WITHOUT THE PRIOR APPROVAL OF THE PROJECT ENGINEER.

GENERAL CONTRACTOR SHALL BE RESPONSIBLE FOR GENERAL DEMOLITION INCLUDING REMOVAL OF WALLS, PARTITIONS, DOORS & CEILING & FLOORS. ANY AND ALL CUTTING OF CONCRETE, FLOORS, WALLS OR STRUCTURE SHALL BE THE GENERAL CONTRACTOR'S RESPONSIBILITY. CORE DRILLING THROUGH CONCRETE WALLS, FLOORS OR STRUCTURE FOR PIPING OR CONDUIT SHALL BE THE RESPONSIBILITY OF THE SUBCONTRACTOR BY TRADE. FIRESTOPPING OF THESE OPENINGS SHALL BE DONE BY THE RESPECTIVE SUBCONTRACTOR. REMOVAL OF DEBRIS RESULTING FROM DEMOLITION, CUTTING, AND/OR DRILLING IS THE RESPONSIBILITY OF THE GENERAL CONTRACTOR. PATCHING AND REPAIR OF CONCRETE WALLS, FLOOR, OR STRUCTURE SHALL BE THE RESPONSIBILITY OF THE GENERAL CONTRACTOR. THIS WILL BE ACCOMPLISHED UPON COMPLETION OF THE INSTALLATION OF ANY AND ALL UTILITIES INSTALLED BY THE VARIOUS SUBCONTRACTORS.



Drawing Title
**ARCHITECTURAL PLANS - LEVEL 1
- AREA L - PHASE 3 - RCP**

Project Title
**Renovate Mental Health
Inpatient Ward**

Location
1 Veterans Dr., Minneapolis, MN 55417

Date
01/07/2021

Checked
RJO

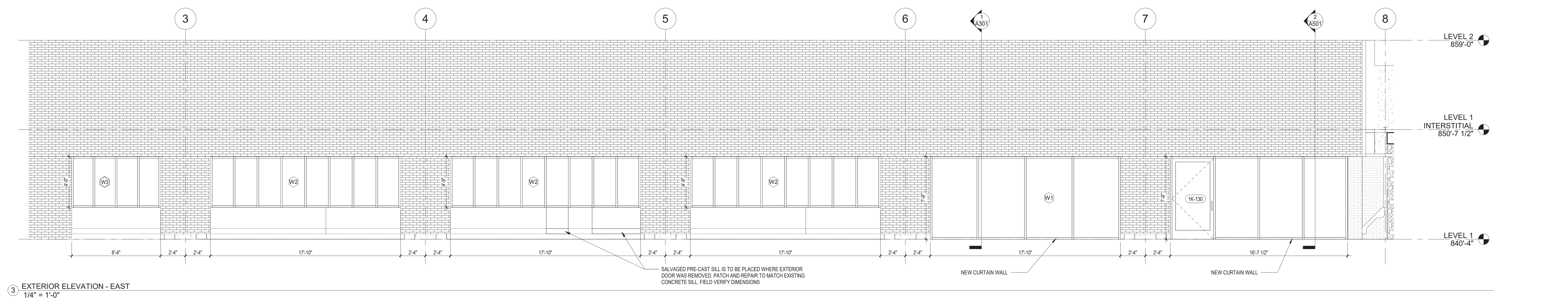
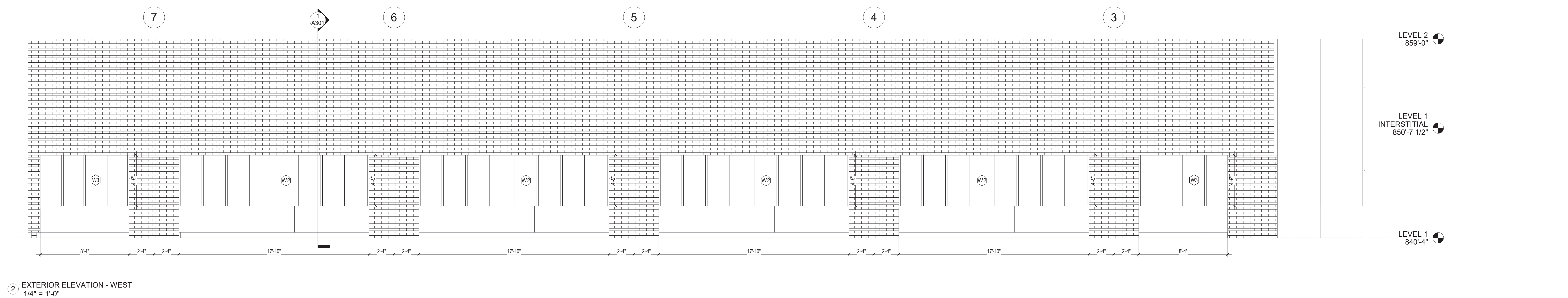
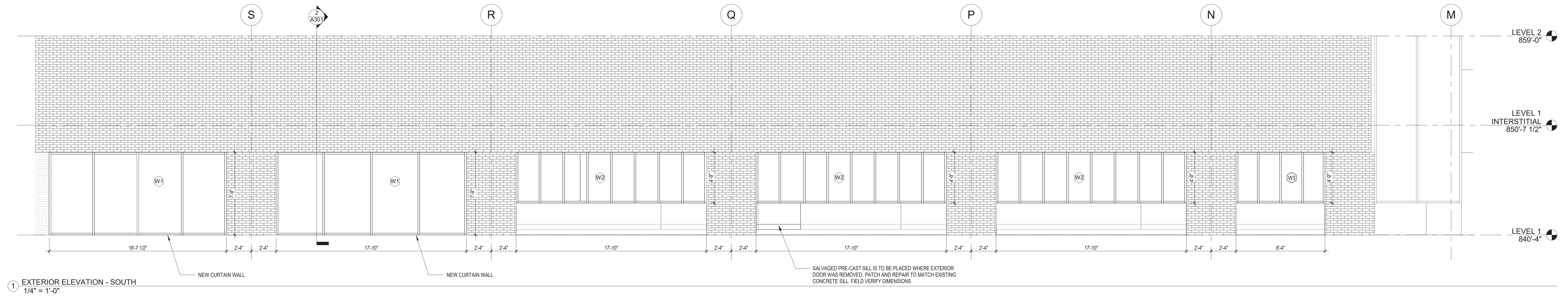
Drawn
JJK/KNRG

Project No.
618-17-127

Building Number
70

DRAWING NO.
**1338 -
A104.A-P3**

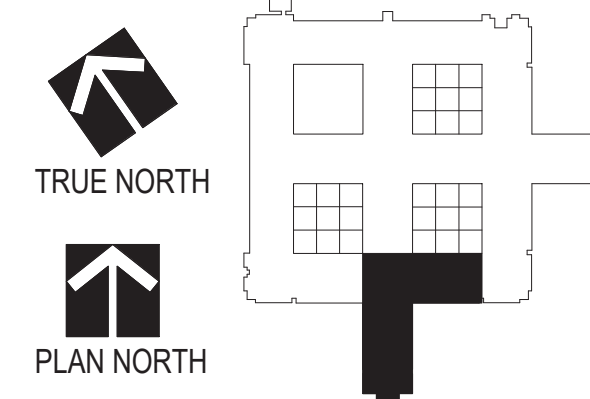




GENERAL NOTES:

GENERAL CONTRACTOR AND/OR ALL SUBCONTRACTORS SHALL FIELD VERIFY ALL DIMENSIONS SHOWN ON THESE PLANS AND SHALL BE RESPONSIBLE FOR VARIATIONS BETWEEN PLAN DIMENSIONS AND ACTUAL FIELD DIMENSIONS. WHERE VARIATIONS ARE FOUND TO OCCUR, THE CONTRACTOR SHALL NOTIFY THE PROJECT ENGINEER IN WRITING PRIOR TO PROCEEDING WITH CONSTRUCTION. NO ADJUSTMENT TO THE WORK WILL BE MADE WITHOUT THE PRIOR APPROVAL OF THE PROJECT ENGINEER.

GENERAL CONTRACTOR SHALL BE RESPONSIBLE FOR GENERAL DEMOLITION INCLUDING REMOVAL OF WALLS, PARTITIONS, DOORS & CEILING & FLOORS. ANY AND ALL CUTTING OF CONCRETE FLOORS, WALLS OR STRUCTURE SHALL BE THE GENERAL CONTRACTOR'S RESPONSIBILITY. CORE DRILLING THROUGH CONCRETE WALLS, FLOORS OR STRUCTURE FOR PIPING OR CONDUIT SHALL BE THE RESPONSIBILITY OF THE SUBCONTRACTOR BY TRADE. FIRESTOPPING OF THESE OPENINGS SHALL BE DONE BY THE RESPECTIVE SUBCONTRACTOR. REMOVAL OF DEBRIS RESULTING FROM DEMOLITION, CUTTING, AND/OR DRILLING IS THE RESPONSIBILITY OF THE GENERAL CONTRACTOR. PATCHING AND REPAIR OF CONCRETE WALLS, FLOOR, OR STRUCTURE SHALL BE THE RESPONSIBILITY OF THE GENERAL CONTRACTOR. THIS WILL BE ACCOMPLISHED UPON COMPLETION OF THE INSTALLATION OF ANY AND ALL UTILITIES INSTALLED BY THE VARIOUS SUBCONTRACTORS.



Drawing Title
EXTERIOR ELEVATIONS

Approved: Division Chief

Approved: Service Director

Project Title
Renovate Mental Health Inpatient Ward

Location
1 Veterans Dr., Minneapolis, MN 55417

Date
01/07/2021

Checked
RJO

Drawn
JGG/KNRG

Project No.
618-17-127

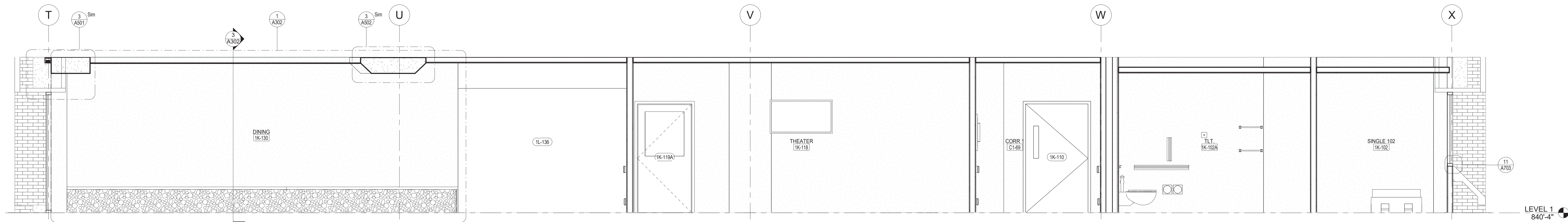
Building Number
70

DRAWING NO.
1338 - A201

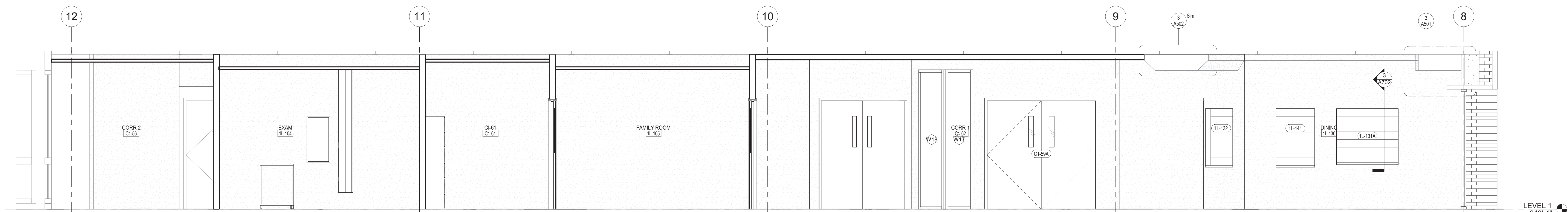
Office of
Facilities
Management



REVISIONS	DATE



① SECTION - FIRST FLOOR AREA K
3/8" = 1'-0"



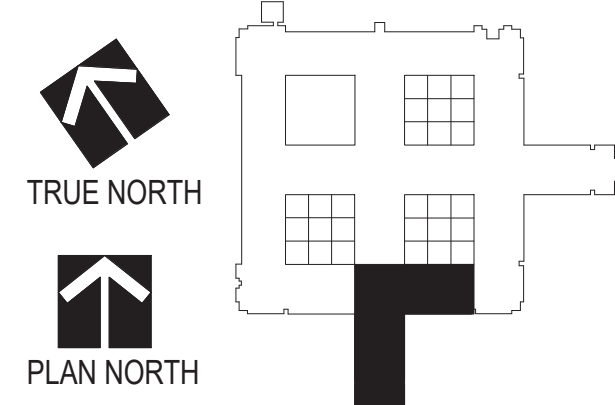
② SECTION - FIRST FLOOR AREA L
3/8" = 1'-0"

REVISIONS	DATE

GENERAL NOTES:

GENERAL CONTRACTOR AND/OR ALL SUBCONTRACTORS SHALL FIELD VERIFY ALL DIMENSIONS SHOWN ON THESE PLANS AND SHALL BE RESPONSIBLE FOR VARIATIONS BETWEEN PLAN DIMENSIONS AND ACTUAL FIELD DIMENSIONS. WHERE VARIATIONS ARE FOUND TO OCCUR, THE CONTRACTOR SHALL NOTIFY THE PROJECT ENGINEER IN WRITING PRIOR TO PROCEEDING WITH CONSTRUCTION. NO ADJUSTMENT TO THE WORK WILL BE MADE WITHOUT THE PRIOR APPROVAL OF THE PROJECT ENGINEER.

GENERAL CONTRACTOR SHALL BE RESPONSIBLE FOR GENERAL DEMOLITION INCLUDING REMOVAL OF WALLS, PARTITIONS, DOORS & CEILING & FLOORS. ANY AND ALL CUTTING OF CONCRETE FLOORS, WALLS OR STRUCTURE SHALL BE THE GENERAL CONTRACTOR'S RESPONSIBILITY. CORE DRILLING THROUGH CONCRETE WALLS, FLOORS OR STRUCTURE FOR PIPING OR CONDUIT SHALL BE THE RESPONSIBILITY OF THE SUBCONTRACTOR BY TRADE. FIRESTOPPING OF THESE OPENINGS SHALL BE DONE BY THE RESPECTIVE SUBCONTRACTOR. REMOVAL OF DEBRIS RESULTING FROM DEMOLITION, CUTTING, AND/OR DRILLING IS THE RESPONSIBILITY OF THE GENERAL CONTRACTOR. PATCHING AND REPAIR OF CONCRETE WALLS, FLOOR, OR STRUCTURE SHALL BE THE RESPONSIBILITY OF THE GENERAL CONTRACTOR. THIS WILL BE ACCOMPLISHED UPON COMPLETION OF THE INSTALLATION OF ANY AND ALL UTILITIES INSTALLED BY THE VARIOUS SUBCONTRACTORS.



Drawing Scale: 3/8" = 1'-0"
Plot Scale

Drawing Title
**BUILDING & WALL SECTION
DETAILS**

Approved: Division Chief
Approved: Service Director

Project Title
**Renovate Mental Health
Inpatient Ward**

Location: 1 Veterans Dr., Minneapolis, MN 55417
Date: 01/07/2021
Checked: RJO
Drawn: JJG

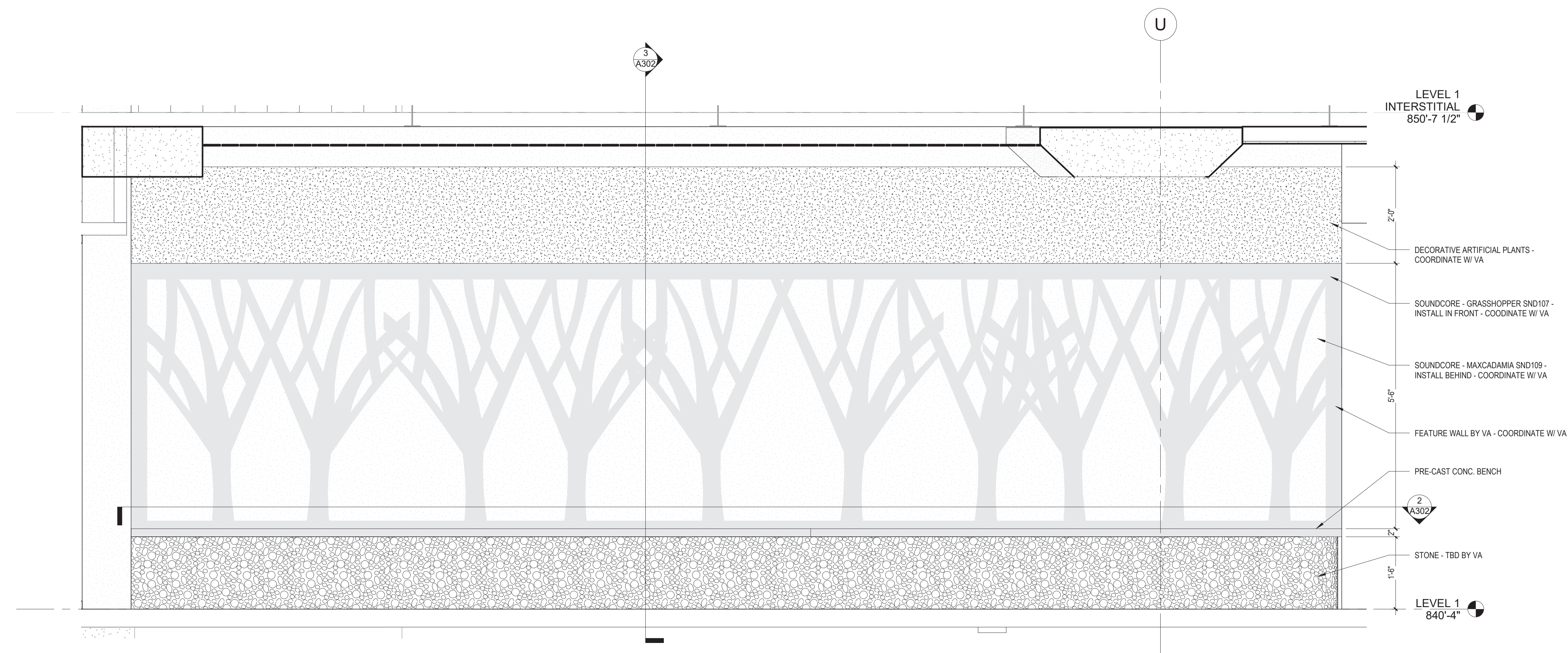
Project No.
618-17-127
Building Number
70

DRAWING NO.
1338 - A301

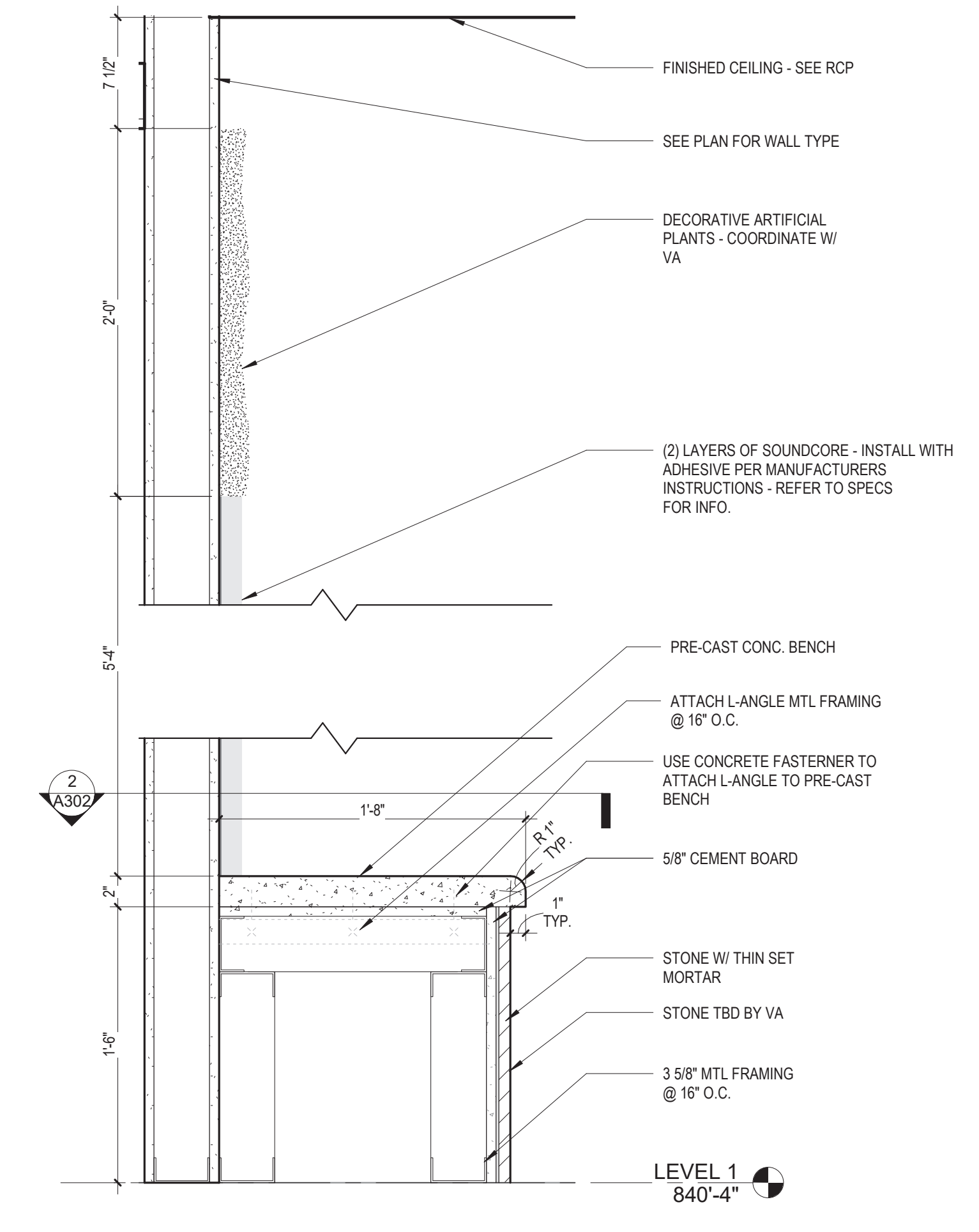
Office of
Facilities
Management



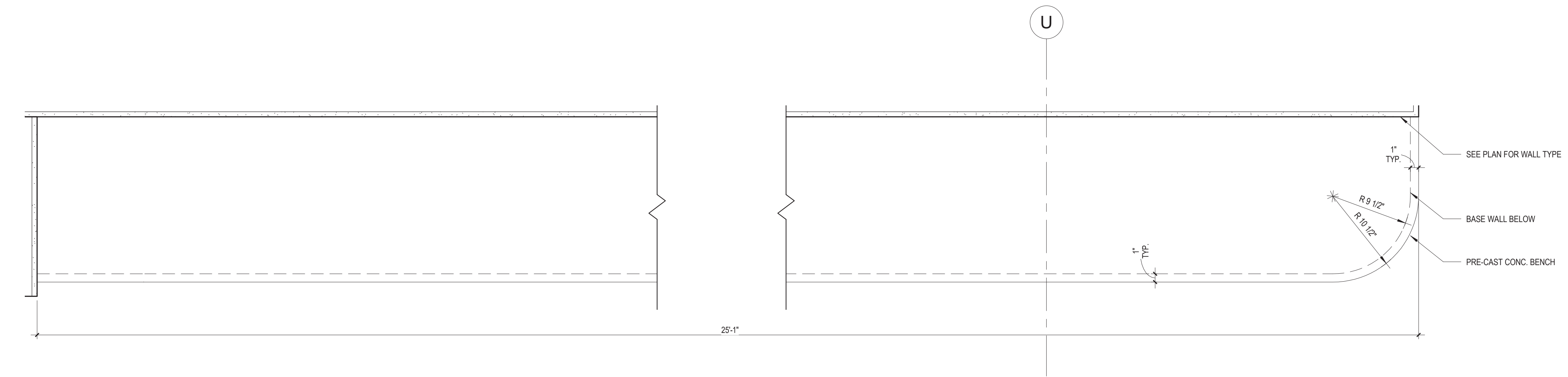
1/2" = 1'-0" 3/4" = 1'-0" 1" = 1'-0" 1 1/2" = 1'-0" 2" = 1'-0" 3" = 1'-0" 4" = 1'-0" 6" = 1'-0" 8" = 1'-0" 12" = 1'-0"



1 FEATURE WALL
3/4" = 1'-0"



3 SECTION DETAIL - FEATURE WALL
1 1/2" = 1'-0"


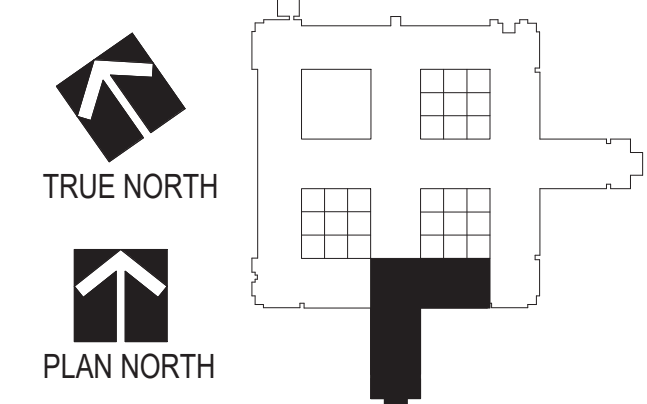


2 PLAN DETAIL FEATURE WALL
1 1/2" = 1'-0"

GENERAL NOTES:

GENERAL CONTRACTOR AND/OR ALL SUBCONTRACTORS SHALL FIELD VERIFY ALL DIMENSIONS SHOWN ON THESE PLANS AND SHALL BE RESPONSIBLE FOR VARIATIONS BETWEEN PLAN DIMENSIONS AND ACTUAL FIELD DIMENSIONS. WHERE VARIATIONS ARE FOUND TO OCCUR, THE CONTRACTOR SHALL NOTIFY THE PROJECT ENGINEER IN WRITING PRIOR TO PROCEEDING WITH CONSTRUCTION. NO ADJUSTMENT TO THE WORK WILL BE MADE WITHOUT THE PRIOR APPROVAL OF THE PROJECT ENGINEER.

GENERAL CONTRACTOR SHALL BE RESPONSIBLE FOR GENERAL DEMOLITION INCLUDING REMOVAL OF WALLS, PARTITIONS, DOORS & CEILING & FLOORS. ANY AND ALL CUTTING OF CONCRETE FLOORS, WALLS OR STRUCTURE SHALL BE THE GENERAL CONTRACTOR'S RESPONSIBILITY. CORE DRILLING THROUGH CONCRETE WALLS, FLOORS OR STRUCTURE FOR PIPING OR CONDUIT SHALL BE THE RESPONSIBILITY OF THE SUBCONTRACTOR BY TRADE. FIRESTOPPING OF THESE OPENINGS SHALL BE DONE BY THE RESPECTIVE SUBCONTRACTOR. REMOVAL OF DEBRIS RESULTING FROM DEMOLITION, CUTTING, AND/OR DRILLING IS THE RESPONSIBILITY OF THE GENERAL CONTRACTOR. PATCHING AND REPAIR OF CONCRETE WALLS, FLOOR, OR STRUCTURE SHALL BE THE RESPONSIBILITY OF THE GENERAL CONTRACTOR. THIS WILL BE ACCOMPLISHED UPON COMPLETION OF THE INSTALLATION OF ANY AND ALL UTILITIES INSTALLED BY THE VARIOUS SUBCONTRACTORS.

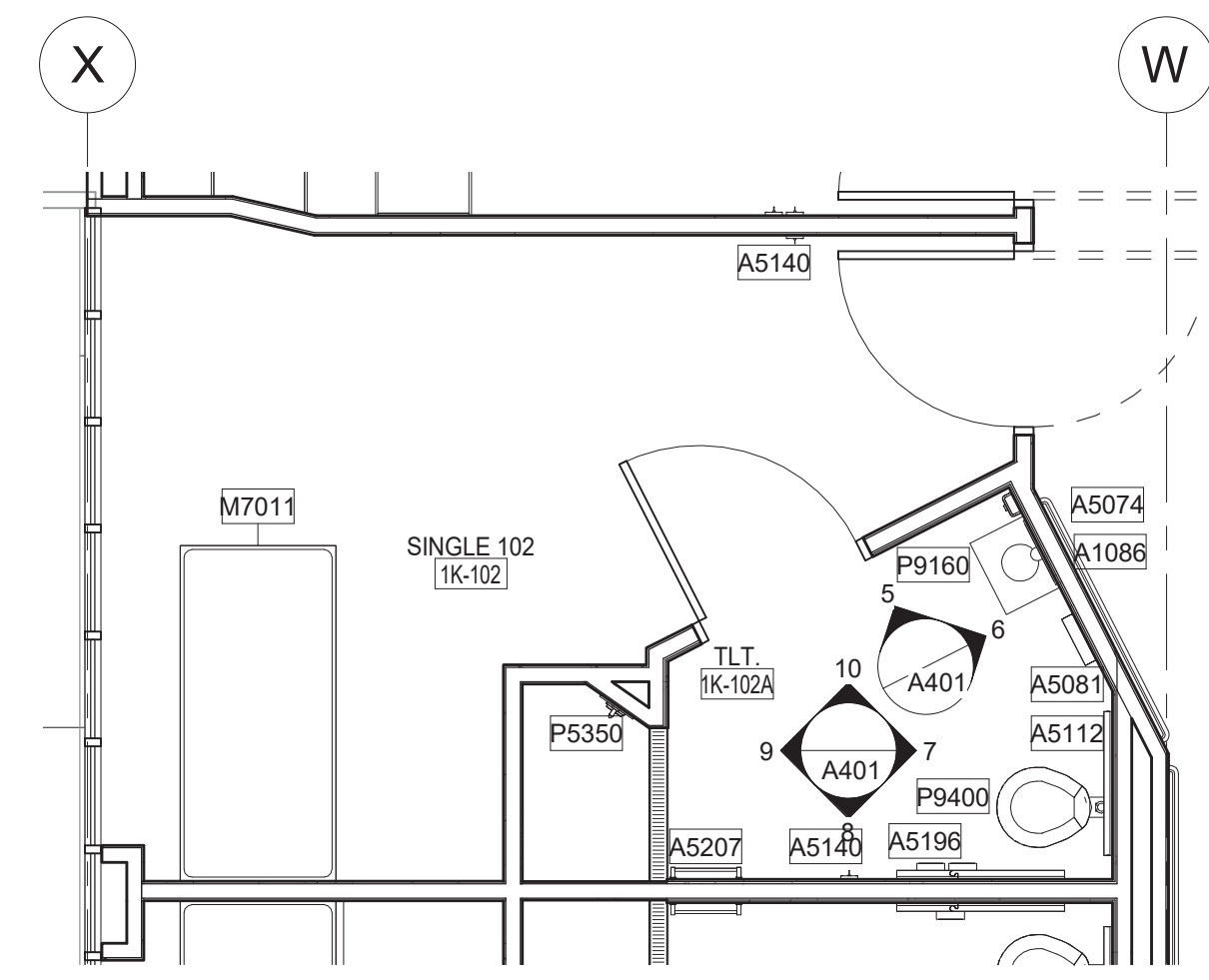


Drawing Title	BUILDING & WALL SECTION DETAILS
Drawing Scale	As indicated
Plot Scale	
Approved: Division Chief	
Approved: Service Director	

Project Title	Renovate Mental Health Inpatient Ward
Location	1 Veterans Dr., Minneapolis, MN 55417
Date	01/07/2021
Checked	RJO
Drawn	JJG
Project No.	618-17-127
Building Number	70
DRAWING NO.	1338 - A302

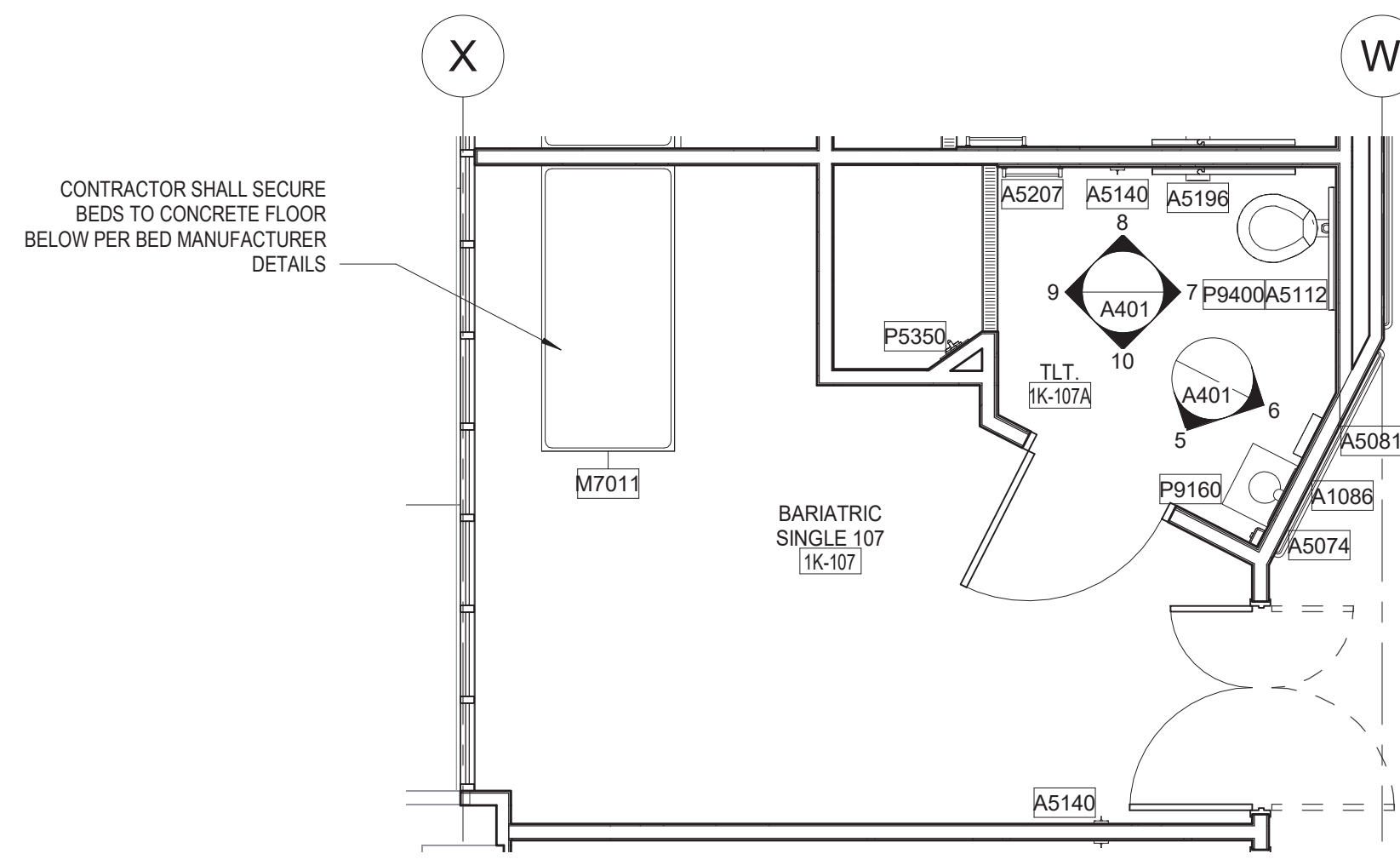


REVISIONS	DATE



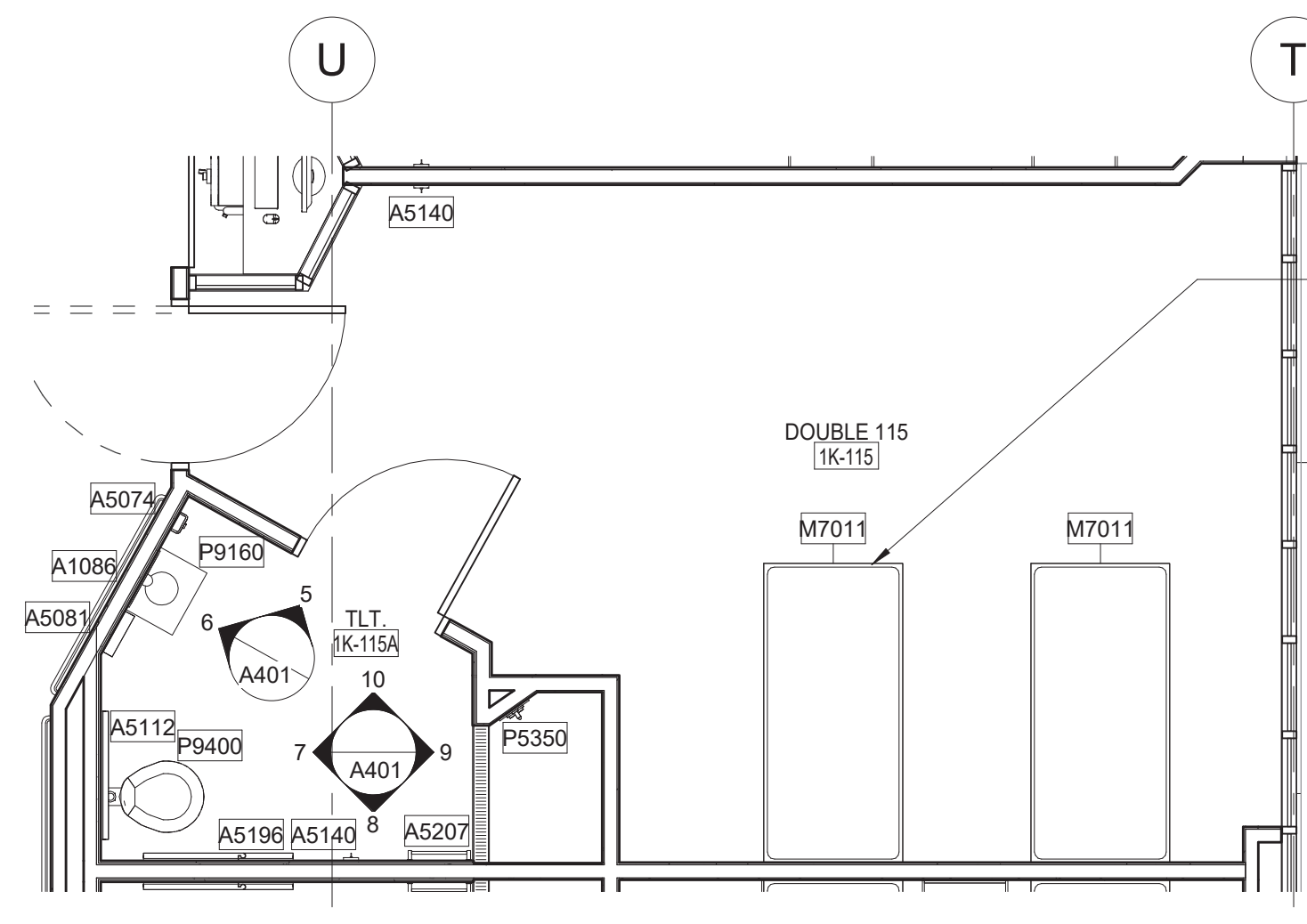
1 SINGLE PATIENT BEDROOM
1/4" = 1'-0"

Room Number	JSN	Content Name	Provided By
SINGLE	A5140	Hook, Garment, Security	CC
SINGLE TOILET	M7011	Bed, Platform, Without Visible Legs, Psychiatric	CC
SINGLE TOILET	A1086	Mirror, Safety, Psychiatric	CC
SINGLE TOILET	A5074	Soap Dispenser, Recessed, SS, Psychiatric	CC
SINGLE TOILET	A5081	Dispenser, Paper Towel, SS, Recessed, Psychiatric	CC
SINGLE TOILET	A5112	Grab Bar, Psychiatric	CC
SINGLE TOILET	A5140	Hook, Garment, Security	CC
SINGLE TOILET	A5196	Dispenser, Toilet Tissue, Psychiatric	CC
SINGLE TOILET	A5207	Bar, Towel, 1" Diameter, SS, Surface Mntd, Psych	CC
SINGLE TOILET	P5350	Shower, Patient, Psychiatric	CC
SINGLE TOILET	P9160	Lavatory, China, for Disturbed Patient	CC
SINGLE TOILET	P9400	Toilet, Wall Hung, Siphon Jet, Psychiatric	CC



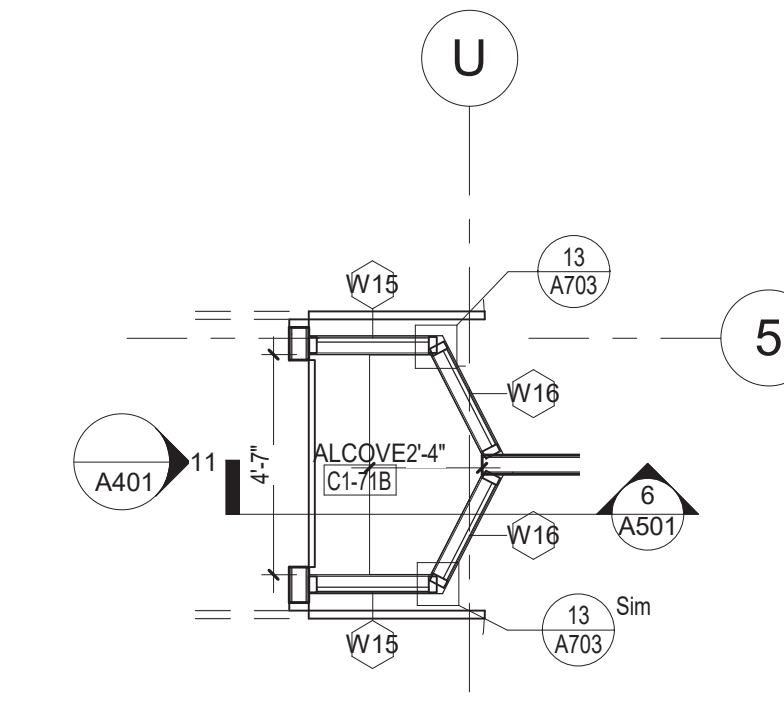
2 BARIATRIC SINGLE
1/4" = 1'-0"

Room Number	JSN	Content Name	Provided By
BARIATRIC SINGLE	A5140	Hook, Garment, Security	CC
BARIATRIC SINGLE TOILET	M7011	Bed, Platform, Without Visible Legs, Psychiatric	CC
BARIATRIC SINGLE TOILET	A1086	Mirror, Safety, Psychiatric	CC
BARIATRIC SINGLE TOILET	A5074	Soap Dispenser, Recessed, SS, Psychiatric	CC
BARIATRIC SINGLE TOILET	A5081	Dispenser, Paper Towel, SS, Recessed, Psychiatric	CC
BARIATRIC SINGLE TOILET	A5112	Grab Bar, Psychiatric	CC
BARIATRIC SINGLE TOILET	A5140	Hook, Garment, Security	CC
BARIATRIC SINGLE TOILET	A5196	Dispenser, Toilet Tissue, Psychiatric	CC
BARIATRIC SINGLE TOILET	A5207	Bar, Towel, 1" Diameter, SS, Surface Mntd, Psych	CC
BARIATRIC SINGLE TOILET	P5350	Shower, Patient, Psychiatric	CC
BARIATRIC SINGLE TOILET	P9160	Lavatory, China, for Disturbed Patient	CC
BARIATRIC SINGLE TOILET	P9400	Toilet, Wall Hung, Siphon Jet, Psychiatric	CC

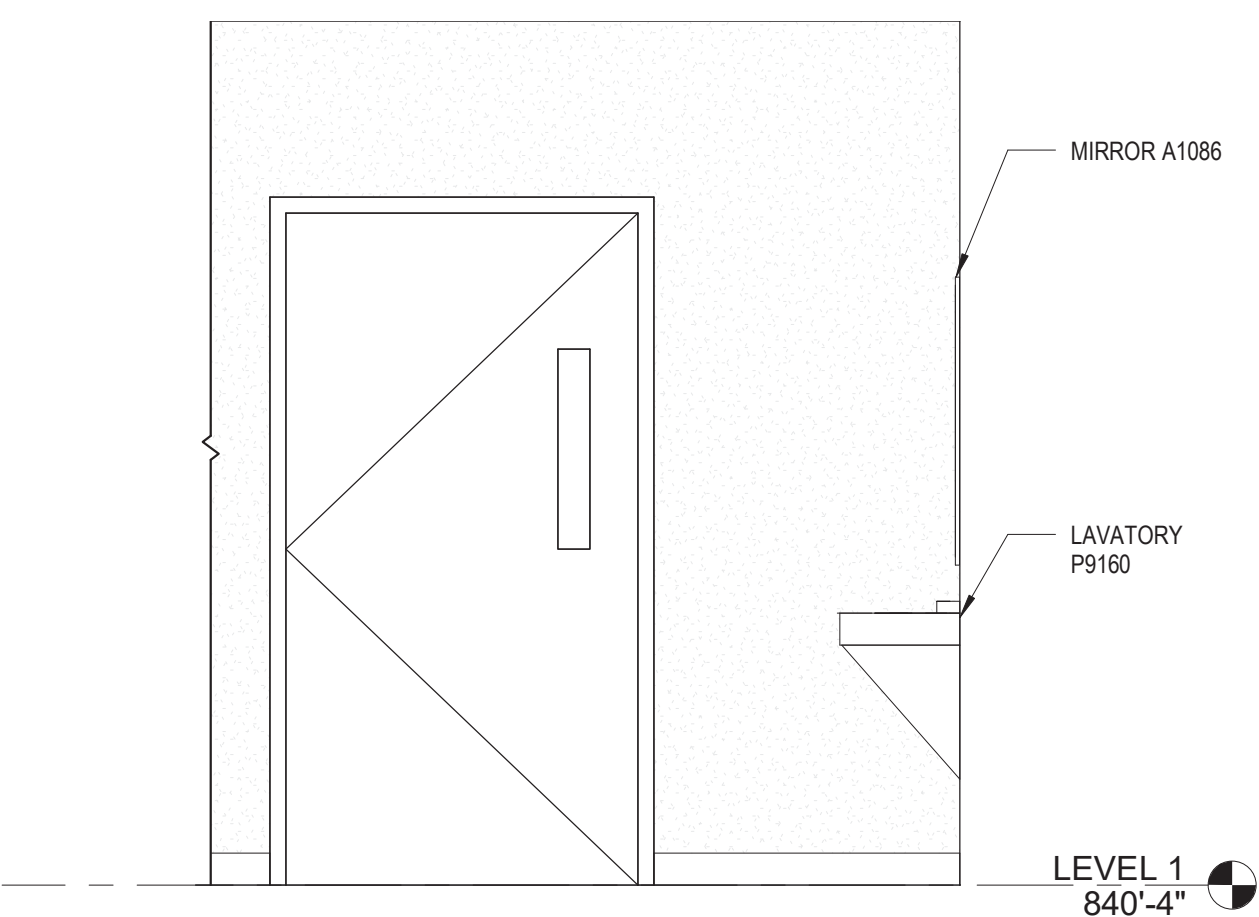


3 DOUBLE PATIENT BEDROOMS
1/4" = 1'-0"

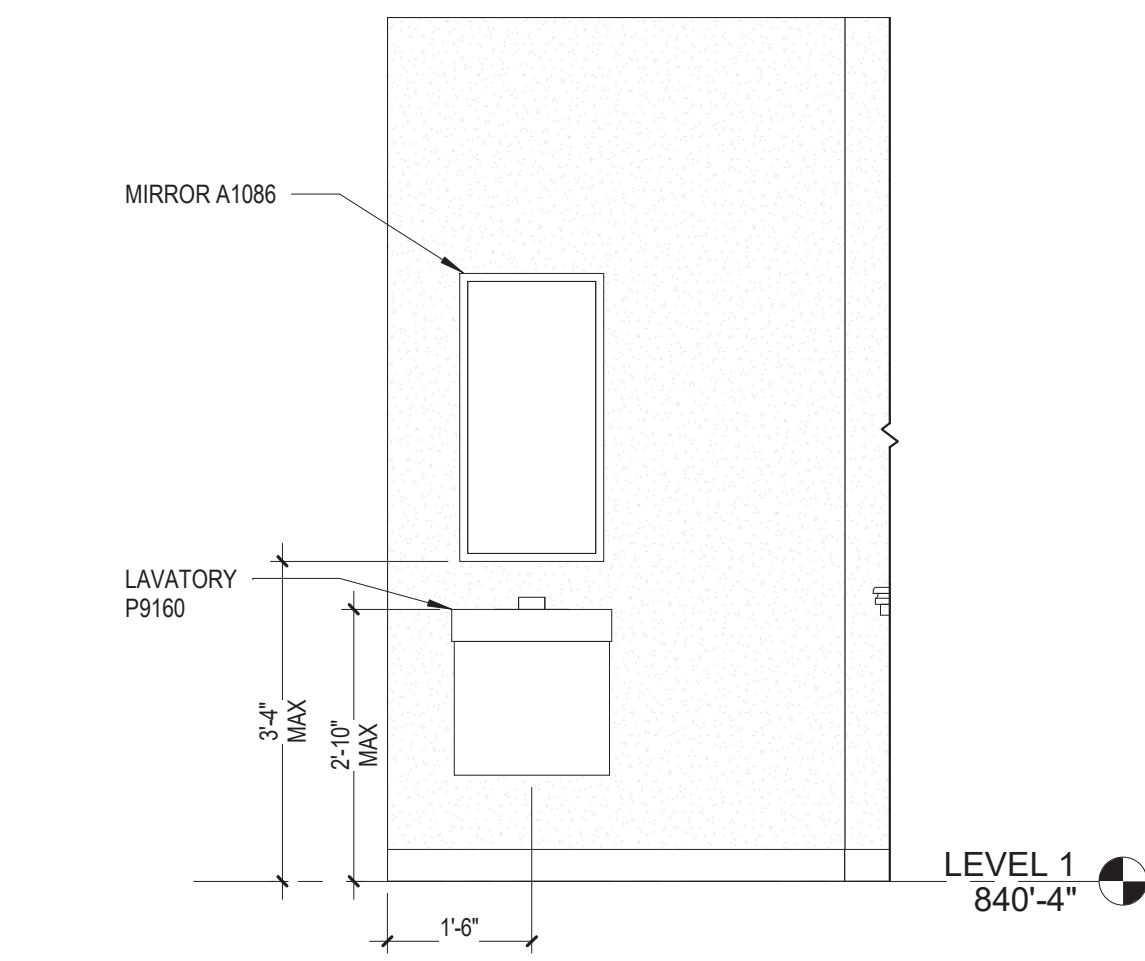
Room Number	JSN	Content Name	Provided By
DOUBLE PATIENT	A5140	Hook, Garment, Security	CC
DOUBLE PATIENT TOILET	M7011	Bed, Platform, Without Visible Legs, Psychiatric	CC
DOUBLE PATIENT TOILET	A1086	Mirror, Safety, Psychiatric	CC
DOUBLE PATIENT TOILET	A5074	Soap Dispenser, Recessed, SS, Psychiatric	CC
DOUBLE PATIENT TOILET	A5081	Dispenser, Paper Towel, SS, Recessed, Psychiatric	CC
DOUBLE PATIENT TOILET	A5112	Grab Bar, Psychiatric	CC
DOUBLE PATIENT TOILET	A5140	Hook, Garment, Security	CC
DOUBLE PATIENT TOILET	A5196	Dispenser, Toilet Tissue, Psychiatric	CC
DOUBLE PATIENT TOILET	A5207	Bar, Towel, 1" Diameter, SS, Surface Mntd, Psych	CC
DOUBLE PATIENT TOILET	P5350	Shower, Patient, Psychiatric	CC
DOUBLE PATIENT TOILET	P9160	Lavatory, China, for Disturbed Patient	CC
DOUBLE PATIENT TOILET	P9400	Toilet, Wall Hung, Siphon Jet, Psychiatric	CC



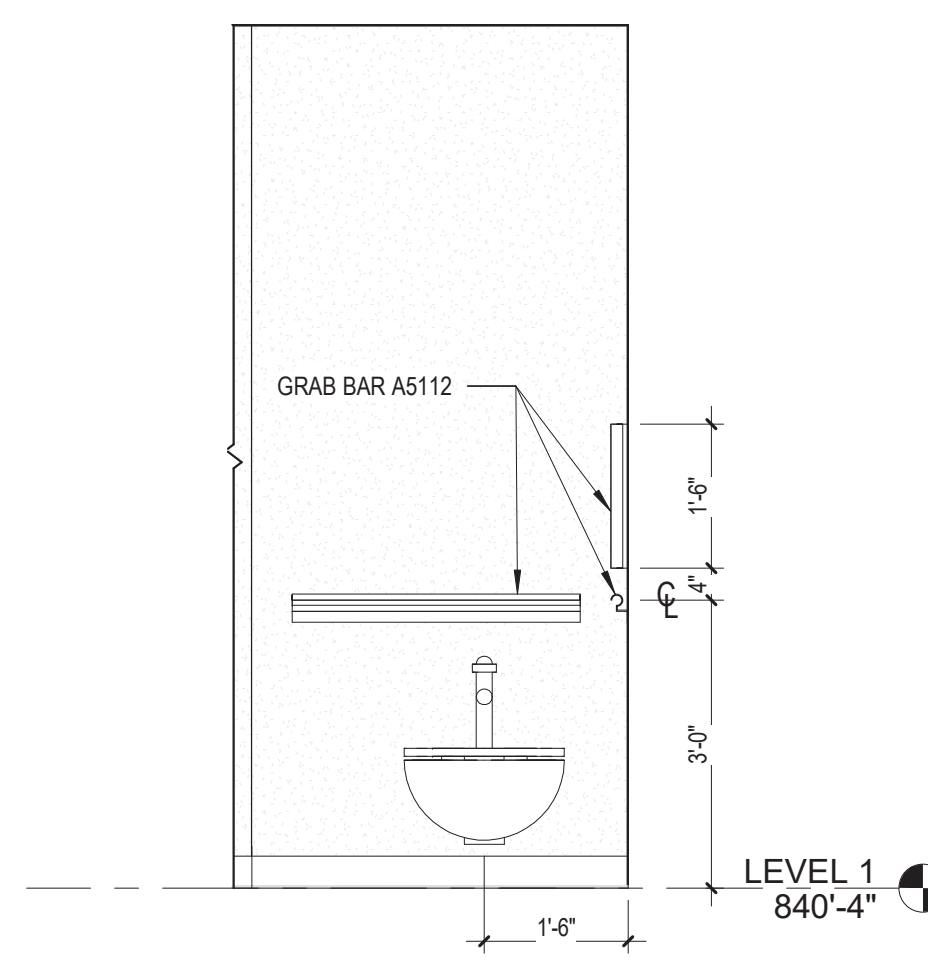
4 OBSERVATION STATION
1/4" = 1'-0"



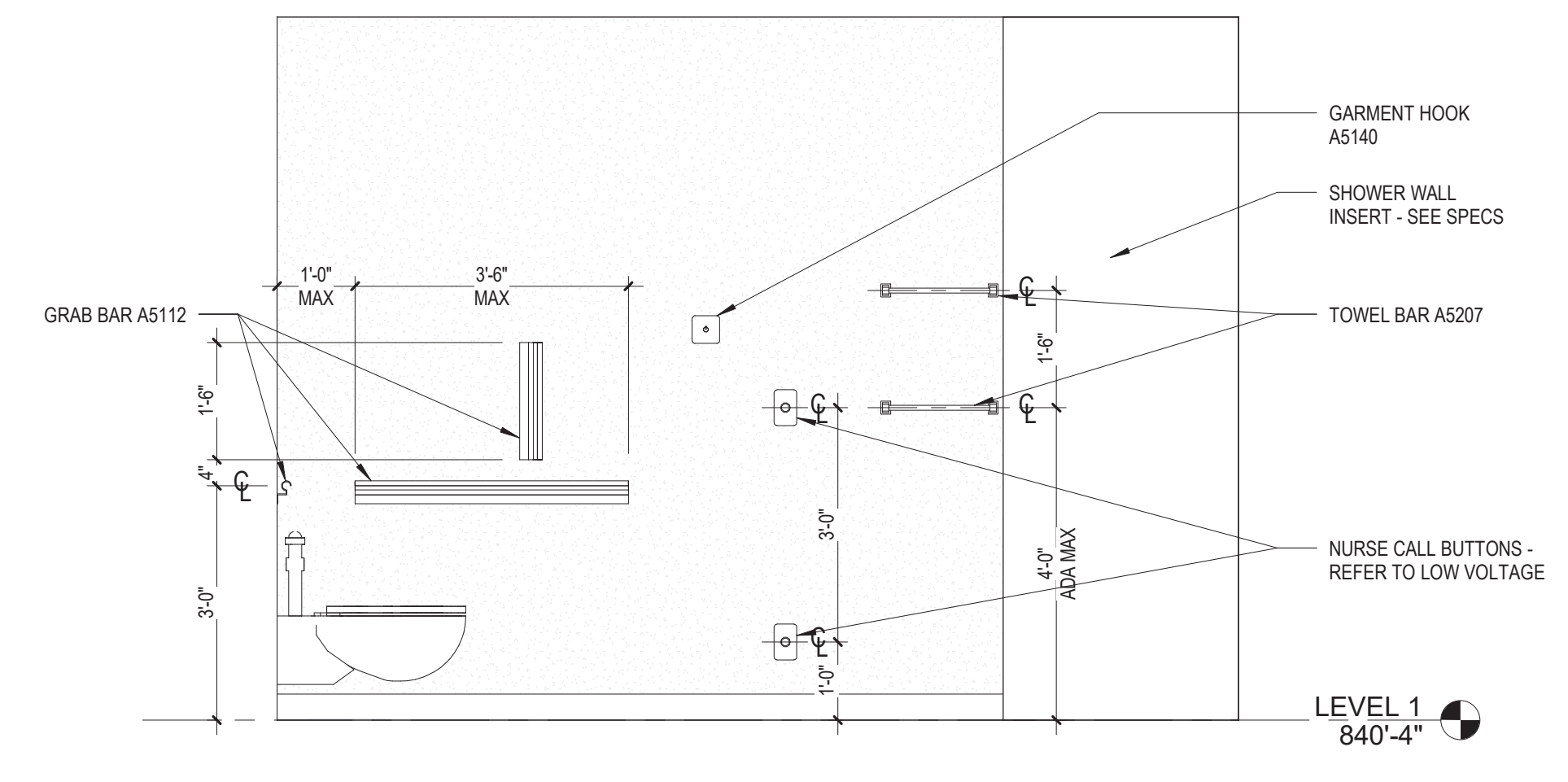
5 PATIENT BATHROOM - ELEVATION
1/2" = 1'-0"



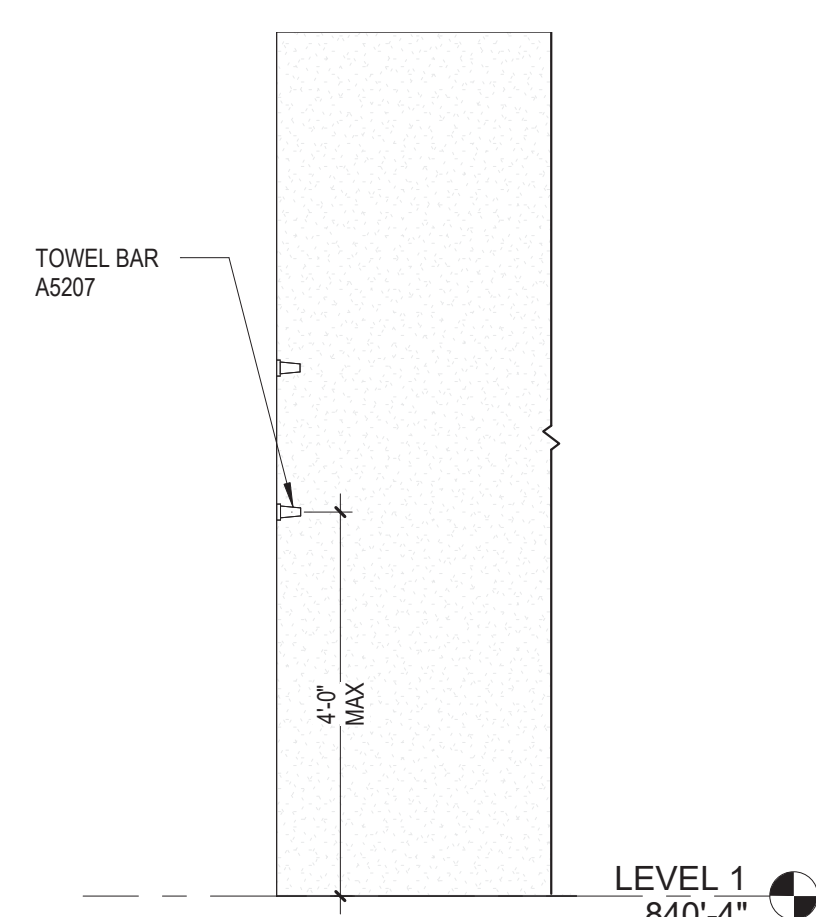
6 PATIENT BATHROOM - ELEVATION
1/2" = 1'-0"



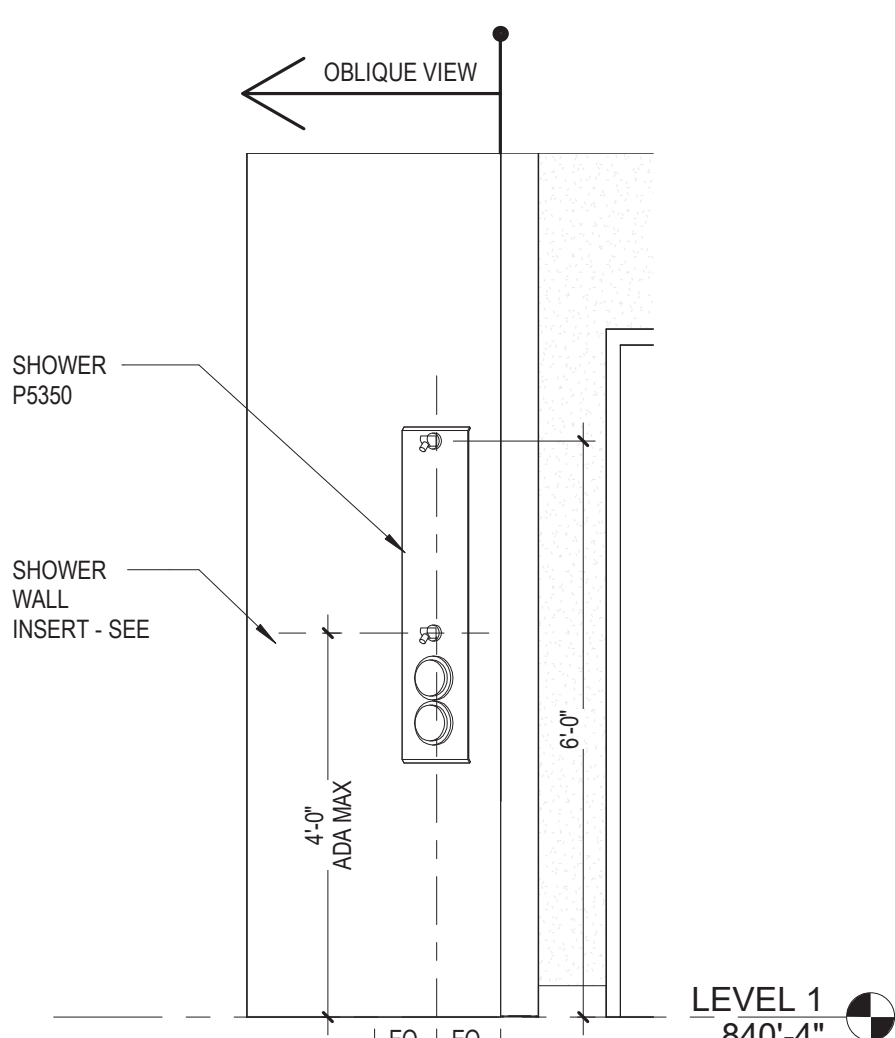
7 PATIENT BATHROOM - ELEVATION
1/2" = 1'-0"



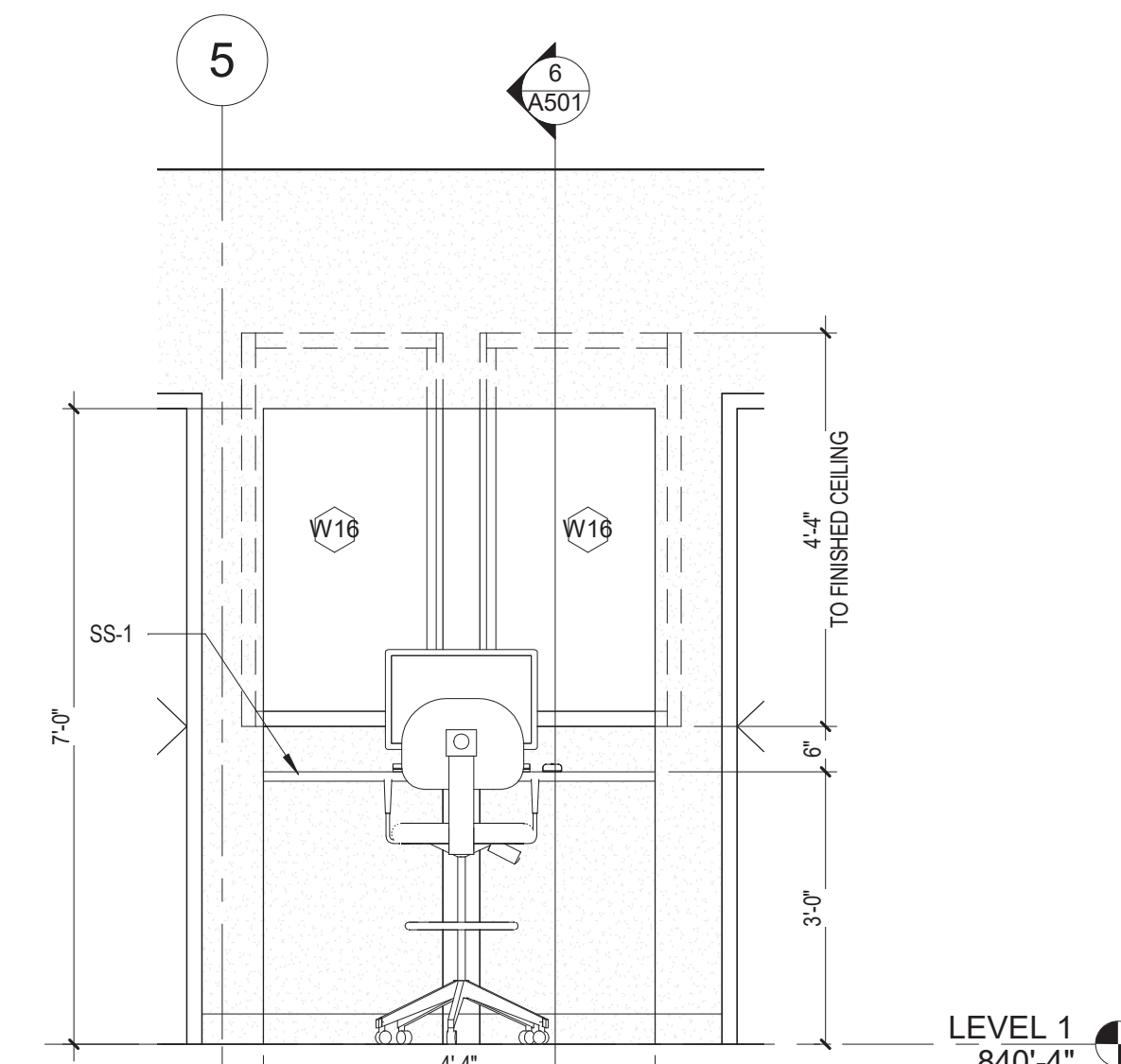
8 PATIENT BATHROOM - ELEVATION
1/2" = 1'-0"



9 PATIENT BATHROOM - ELEVATION
1/2" = 1'-0"



10 PATIENT BATHROOM - ELEVATION
1/2" = 1'-0"



11 OBSERVATION STATION - EAST
1/2" = 1'-0"


GENERAL NOTES:

GENERAL CONTRACTOR AND/OR ALL SUBCONTRACTORS SHALL FIELD VERIFY ALL DIMENSIONS SHOWN ON THESE PLANS AND SHALL BE RESPONSIBLE FOR VARIATIONS BETWEEN PLAN DIMENSIONS AND ACTUAL FIELD DIMENSIONS. WHERE VARIATIONS ARE FOUND TO OCCUR, THE CONTRACTOR SHALL NOTIFY THE PROJECT ENGINEER IN WRITING PRIOR TO PROCEEDING WITH CONSTRUCTION. NO ADJUSTMENT TO THE WORK WILL BE MADE WITHOUT THE PRIOR APPROVAL OF THE PROJECT ENGINEER.

GENERAL CONTRACTOR SHALL BE RESPONSIBLE FOR GENERAL DEMOLITION INCLUDING REMOVAL OF WALLS, PARTITIONS, DOORS & CEILING & FLOORS. ANY AND ALL CUTTING OF CONCRETE FLOORS, WALLS OR STRUCTURE SHALL BE THE GENERAL CONTRACTOR'S RESPONSIBILITY. CORE DRILLING THROUGH CONCRETE WALLS, FLOORS OR STRUCTURE FOR PIPING OR CONDUIT SHALL BE THE RESPONSIBILITY OF THE SUBCONTRACTOR BY TRADE. FIRESTOPPING OF THESE OPENINGS SHALL BE DONE BY THE RESPECTIVE SUBCONTRACTOR. REMOVAL OF DEBRIS RESULTING FROM DEMOLITION, CUTTING, AND/OR DRILLING IS THE RESPONSIBILITY OF THE GENERAL CONTRACTOR. PATCHING AND REPAIR OF CONCRETE WALLS, FLOOR, OR STRUCTURE SHALL BE THE RESPONSIBILITY OF THE GENERAL CONTRACTOR. THIS WILL BE ACCOMPLISHED UPON COMPLETION OF THE INSTALLATION OF ANY AND ALL UTILITIES INSTALLED BY THE VARIOUS SUBCONTRACTORS.



3705 North 200th Street
Elkhorn, Nebraska 68022
(402) 291-6941



Drawing Scale
As indicated

Plot Scale

Drawing Title
ENLARGED ARCHITECTURAL PLANS

Approved: Division Chief

Approved: Service Director

Project Title
Renovate Mental Health Inpatient Ward

Date
01/07/2021

Checked
RJO

Drawn
JGG/KNRG

Project No.
618-17-127

Building Number
70

DRAWING NO.
1338 - A401

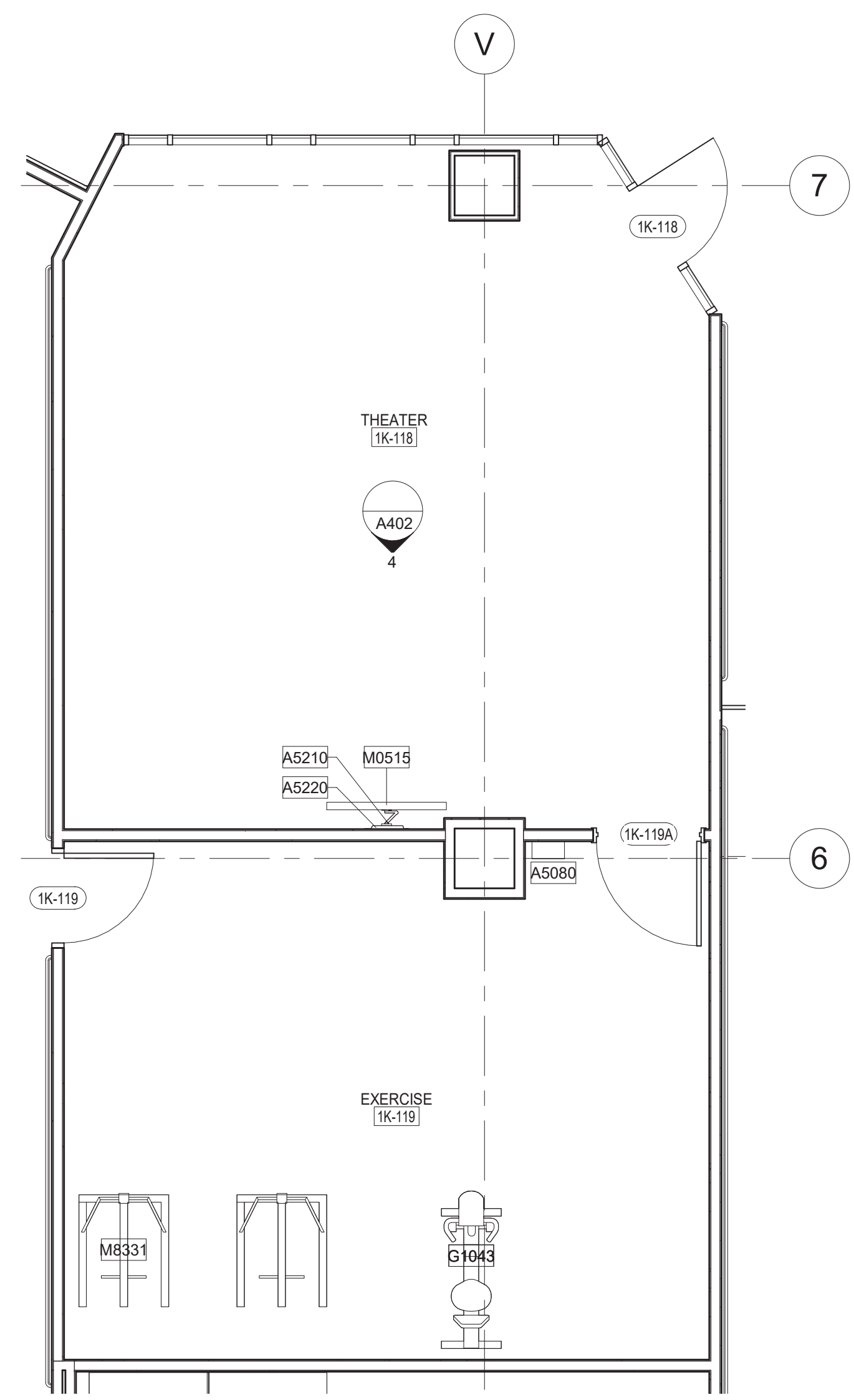
Office of Facilities Management



Department of Veterans Affairs

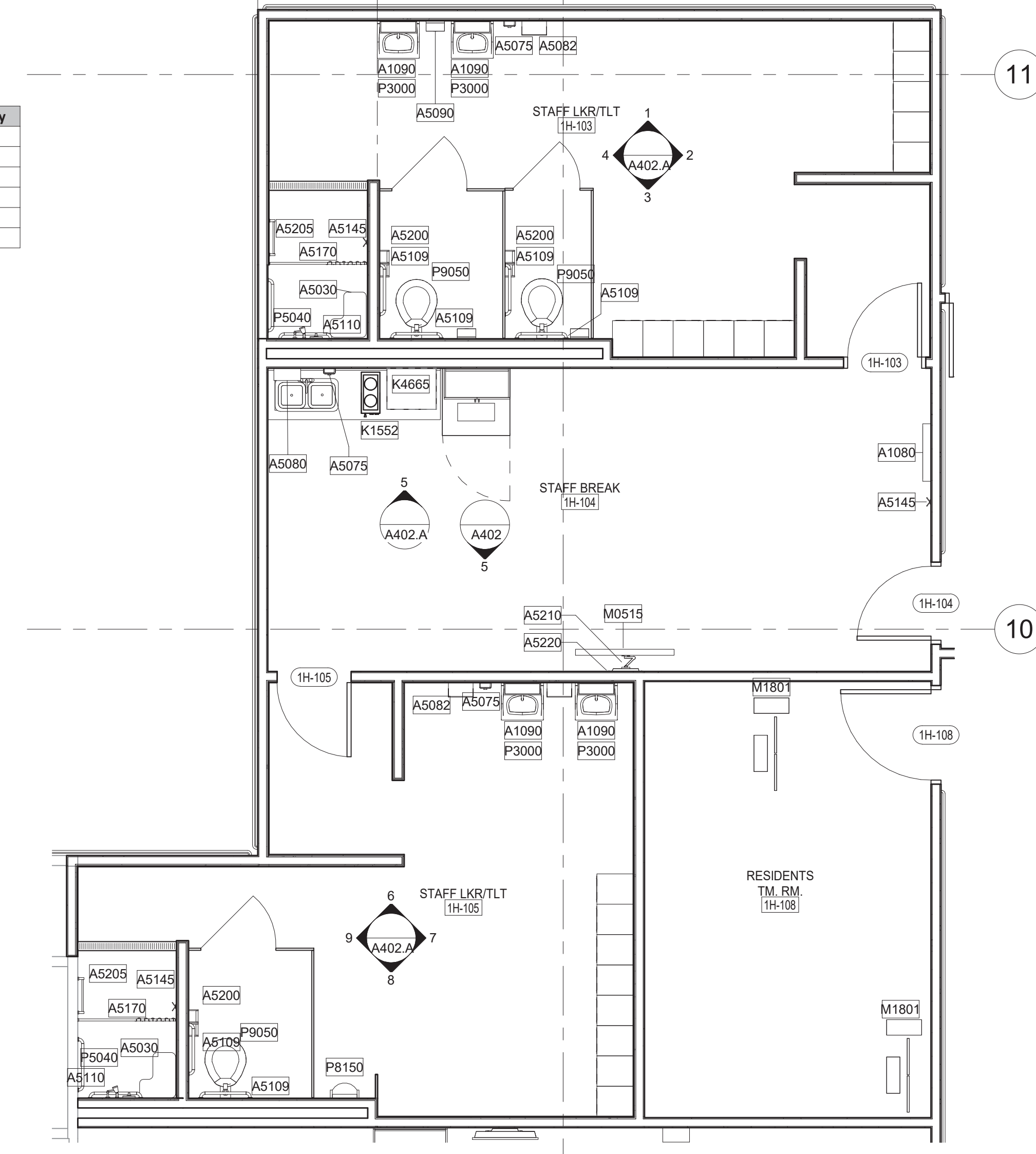
REVISIONS	DATE

1338 - A401.dwg
 1/7/2021 11:25:00 AM
 JGG/KNRG



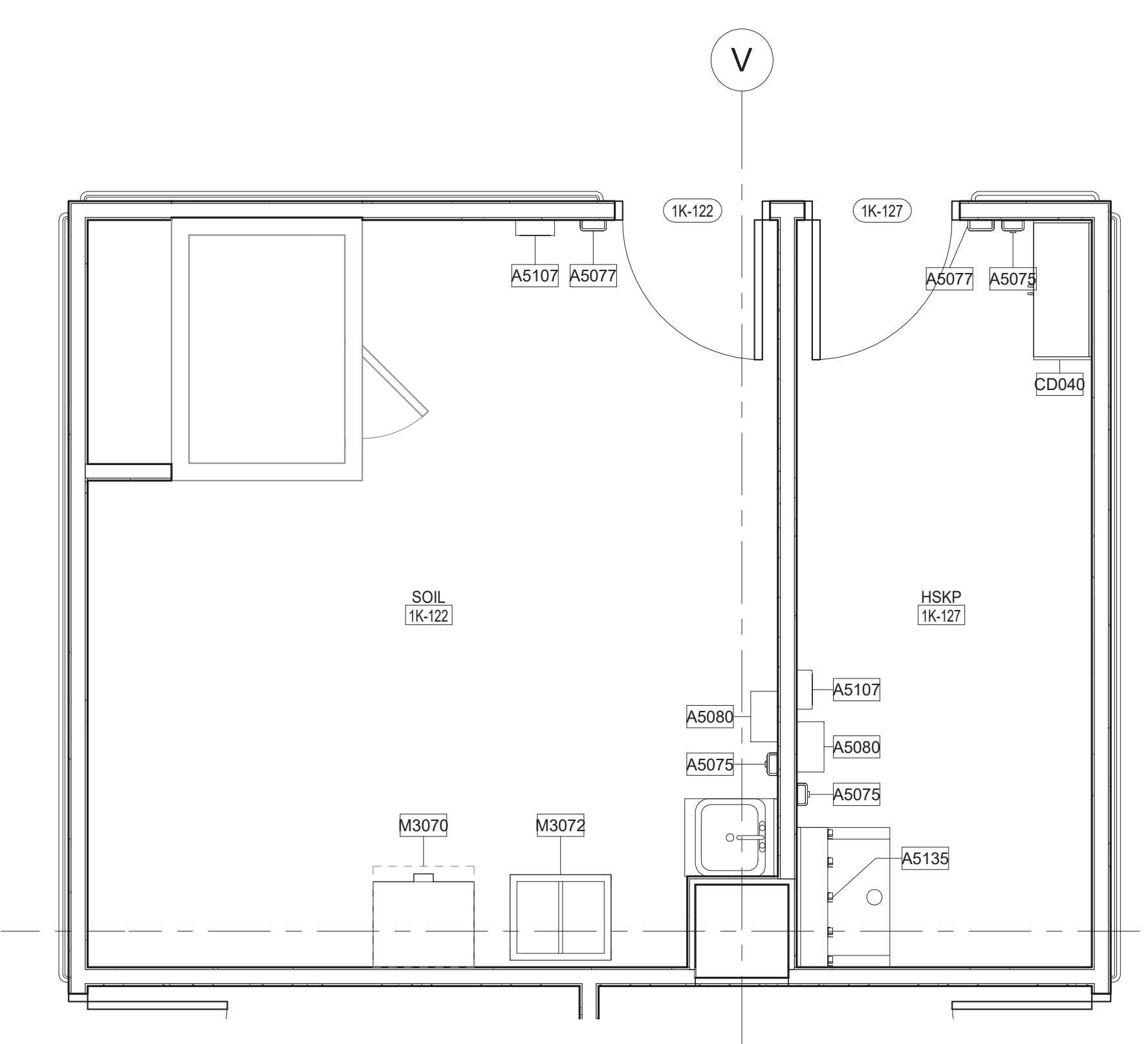
Room Number	JSN	Content Name	Provided By
1K-118	A5210	Bracket, Television, Wall Mounted, w/Adjust Arm	VV
1K-118	A5220	Bracket, Television, Wall Backing	CC
1K-118	M0515	Television, HD, 40" Class	VV
1K-119	A5080	Dispenser, Paper Towel, SS, Surface Mounted	CC
1K-119	G1043	Ergometer, Recumbent Bicycle, Computer Assisted	VV
1K-119	M8331	Treadmill, Weight Bearing System	VV

① TV / EXERCISE ROOM
1/4" = 1'-0"



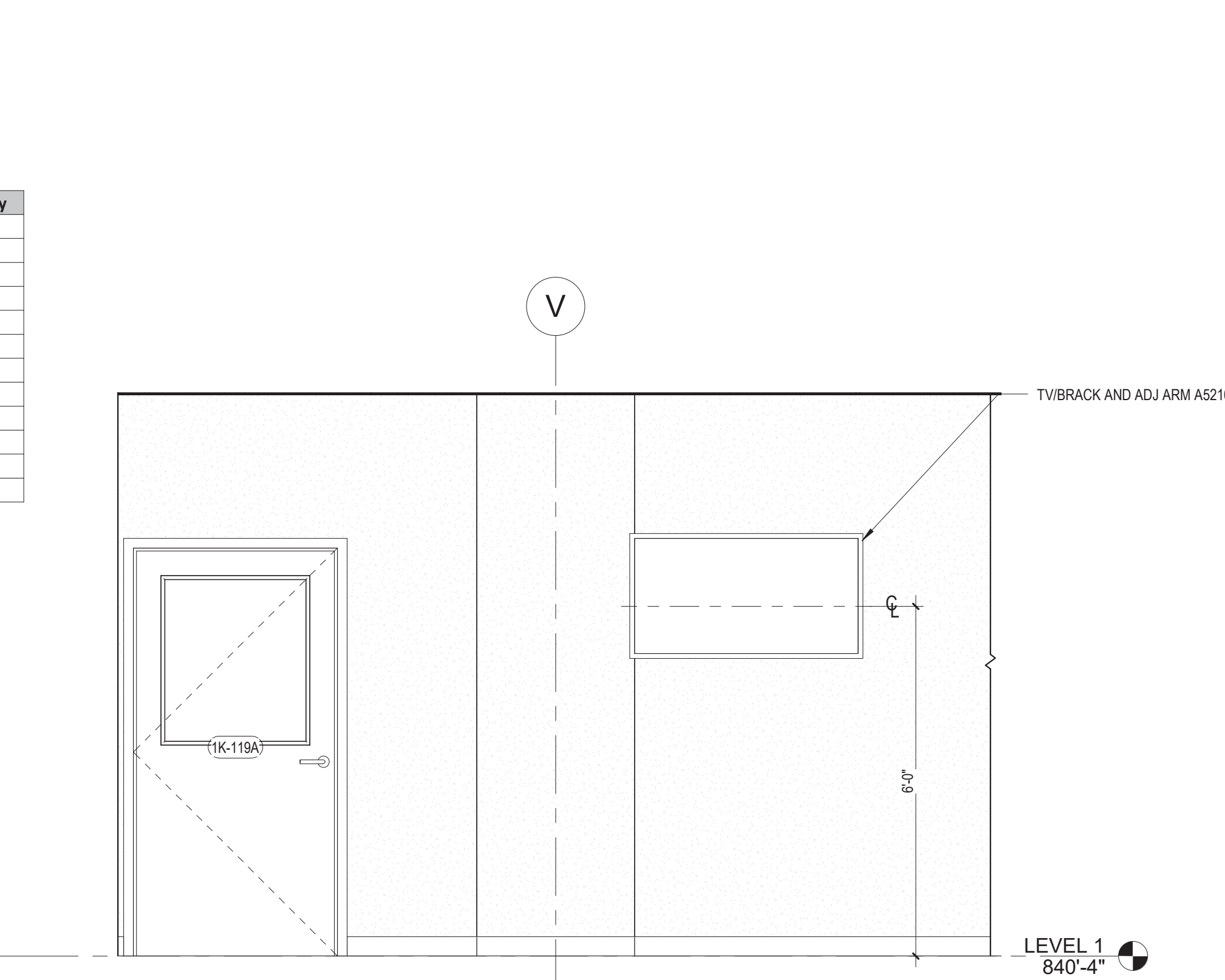
Room Number	JSN	Content Name	Provided By
1H-103	A1090	Mirror, Float Glass, With SS Frame & Shelf	CC
1H-103	A5030	Bench, Stall, Shower, Built In	CC
1H-103	A5075	Dispenser, Soap, Disposable	VC
1H-103	A5082	Dispenser, Paper Towel, Sensor, Hands Free	CC
1H-103	A5090	Disposal, Sanitary Napkin, SS, Surface Mounted	CC
1H-103	A5109	Grab Bar, 1-1/4" Dia., SS, 2 Wall, W/C Accessible	CC
1H-103	A5110	Grab Bar, 1-1/4" Dia., SS, 2 Wall, Shower Use	CC
1H-103	A5145	Hook, Garment, Double, SS, Surface Mounted	CC
1H-103	A5170	Hook, Shower Curtain, 1" Diameter, W/Curtain & Hooks	CC
1H-103	A5200	Dispenser, Toilet Tissue, SS, 2-Roll, Surface Mntd	CC
1H-103	A5205	Bar, Towel, 1" Diameter, SS, Surface Mounted	CC
1H-103	P3000	Lavatory, Vitreous China, Straight Back	CC
1H-103	P5040	Shower, Single, Hand-Held	CC
1H-103	P9050	Toilet, Wall Hung, Siphon Jet	CC
1H-104	A1012	Telephone, Wall Mounted, 1 Line	VV
1H-104	A1080	Mirror, Posture, Wall Mounted	CC
1H-104	A5075	Dispenser, Soap, Disposable	VC
1H-104	A5080	Dispenser, Paper Towel, SS, Surface Mounted	VC
1H-104	A5145	Hook, Garment, Double, SS, Surface Mounted	CC
1H-104	A5210	Bracket, Television, Wall Mounted, w/Adjust Arm	VV
1H-104	A5220	Bracket, Television, Wall Backing	CC
1H-104	C02C0	Cabinet, U/C/B, 1 Shelf, 1 Drawer, 1 DO, 36x24x22	CC
1H-104	C02D0	Cabinet, U/C/B, 4 Drawer, 36x24x22	CC
1H-104	C04P0	Cabinet, Sink, U/C/B, 2 Door, 36x36x22	CC
1H-104	C8020	Cabinet, W/H, 2 Shelf, 1 DO, Sloping Top, 38x24x13	CC
1H-104	C5010	Sink, SS, Single Compartment, 7.5x12x12 ID	CC
1H-104	CT020	Countertop, Solid Surface	CC
1H-104	K1552	Brewer, Coffee, Auto, Elect, 3 Burner, Front/Back	VV
1H-104	K4665	Oven, Microwave, Consumer	VV
1H-104	M0515	Television, HD, 40" Class	VV
1H-104	R7250	Refrigerator/Freezer, 20 Cubic Feet	VV
1H-105	A1090	Mirror, Float Glass, With SS Frame & Shelf	CC
1H-105	A5030	Bench, Stall, Shower, Built In	CC
1H-105	A5075	Dispenser, Soap, Disposable	VV
1H-105	A5082	Dispenser, Paper Towel, Sensor, Hands Free	CC
1H-105	A5090	Disposal, Sanitary Napkin, SS, Surface Mounted	CC
1H-105	A5109	Grab Bar, 1-1/4" Dia., SS, 2 Wall, W/C Accessible	CC
1H-105	A5110	Grab Bar, 1-1/4" Dia., SS, 2 Wall, Shower Use	CC
1H-105	A5145	Hook, Garment, Double, SS, Surface Mounted	CC
1H-105	A5170	Hook, Shower Curtain, 1" Diameter, W/Curtain & Hooks	CC
1H-105	A5200	Dispenser, Toilet Tissue, SS, 2-Roll, Surface Mntd	CC
1H-105	A5205	Bar, Towel, 1" Diameter, SS, Surface Mounted	CC
1H-105	P3000	Lavatory, Vitreous China, Straight Back	CC
1H-105	P5040	Shower, Single, Hand-Held	CC
1H-105	P8150	Urinal, Wall Hung	CC
1H-105	P9050	Toilet, Wall Hung, Siphon Jet	CC
1H-108	A1011	Telephone, Desk, 1 Line	VV
1H-108	M1801	Computer, Microprocessing, w/Flat Panel Monitor	VV

② STAFF BREAK/LKR ROOM
1/4" = 1'-0"

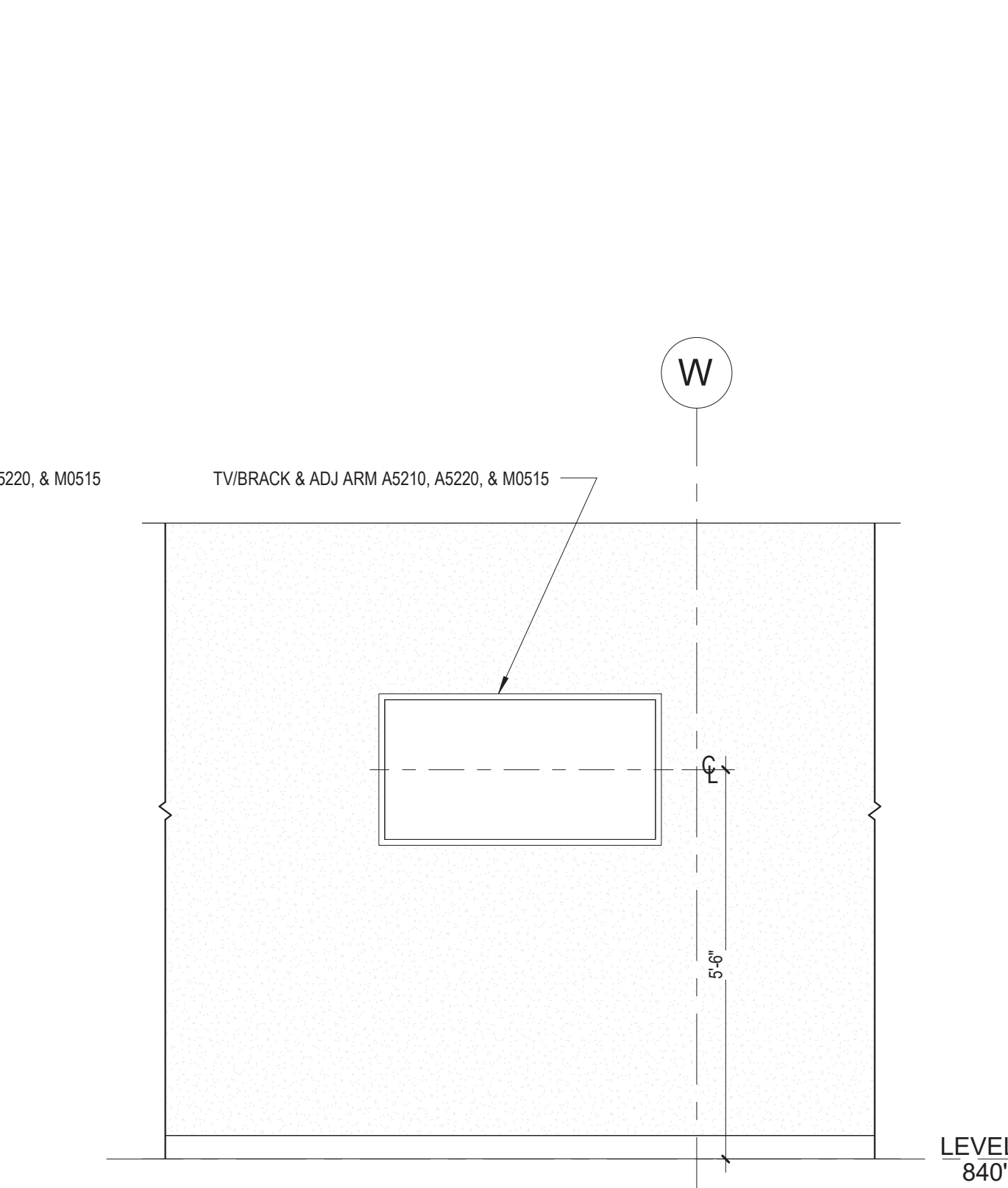


Room Number	JSN	Content Name	Provided By
1K-122	A5075	Dispenser, Soap, Disposable	VV
1K-122	A5077	Dispenser, Hand Sanitizer, Hands-Free	VV
1K-122	A5080	Dispenser, Paper Towel, SS, Surface Mounted	CC
1K-122	A5107	Dispenser, Glove, Surgical/Examination, Wall Mntd	VV
1K-122	M3070	Hamper, Linen, Mobile, w/Lid	VV
1K-122	M3072	Frame, Infectious Waste Bag w/Lid	VV
1K-127	A5075	Dispenser, Soap, Disposable	VV
1K-127	A5077	Dispenser, Hand Sanitizer, Hands-Free	VV
1K-127	A5080	Dispenser, Paper Towel, SS, Surface Mounted	CC
1K-127	A5107	Dispenser, Glove, Surgical/Examination, Wall Mntd	VV
1K-127	A5135	Shelf, Utility W/ Mop/Broom Holders, SS, Surf Mntd	CC
1K-127	CD040	Metal Cabinet, W/H, 2 Shelf, 2 DO, Sloping Top,...	CC

③ SOILED/HOUSEKEEPING
3/8" = 1'-0"



④ THEATER ELEVATION
1/2" = 1'-0"


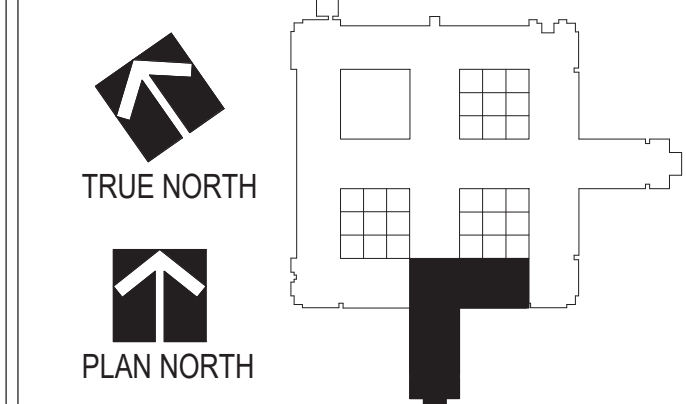


⑤ STAFF BREAK ROOM - SOUTH
1/2" = 1'-0"

GENERAL NOTES:

GENERAL CONTRACTOR AND/OR ALL SUBCONTRACTORS SHALL VERIFY ALL DIMENSIONS SHOWN ON THESE PLANS AND SHALL BE RESPONSIBLE FOR VARIATIONS BETWEEN PLAN DIMENSIONS AND ACTUAL FIELD DIMENSIONS. WHERE VARIATIONS ARE FOUND TO OCCUR, THE CONTRACTOR SHALL NOTIFY THE PROJECT ENGINEER IN WRITING PRIOR TO PROCEEDING WITH CONSTRUCTION. NO ADJUSTMENT TO THE WORK WILL BE MADE WITHOUT THE PRIOR APPROVAL OF THE PROJECT ENGINEER.

GENERAL CONTRACTOR SHALL BE RESPONSIBLE FOR GENERAL DEMOLITION INCLUDING REMOVAL OF WALLS, PARTITIONS, DOORS & CEILING & FLOORS. ANY AND ALL CUTTING OF CONCRETE FLOORS, WALLS OR STRUCTURE SHALL BE THE GENERAL CONTRACTOR'S RESPONSIBILITY. CORE DRILLING THROUGH CONCRETE WALLS, FLOORS OR STRUCTURE FOR PIPING OR CONDUIT SHALL BE THE RESPONSIBILITY OF THE SUBCONTRACTOR BY TRADE. FIRESTOPPING OF THESE OPENINGS SHALL BE DONE BY THE RESPECTIVE SUBCONTRACTOR. REMOVAL OF DEBRIS RESULTING FROM DEMOLITION, CUTTING, AND/OR DRILLING IS THE RESPONSIBILITY OF THE GENERAL CONTRACTOR. PATCHING AND REPAIR OF CONCRETE WALLS, FLOOR, OR STRUCTURE SHALL BE THE RESPONSIBILITY OF THE GENERAL CONTRACTOR. THIS WILL BE ACCOMPLISHED UPON COMPLETION OF THE INSTALLATION OF ANY AND ALL UTILITIES INSTALLED BY THE VARIOUS SUBCONTRACTORS.



Drawing Title
ENLARGED ARCHITECTURAL PLANS

Approved: Division Chief
Approved: Service Director

Project Title
Renovate Mental Health Inpatient Ward

Location
1 Veterans Dr., Minneapolis, MN 55417

Date
01/07/2021

Checked
RJO

Drawn
JGG/KNRG

Project No.
618-17-127

Building Number
70

DRAWING NO.
1338 - A402

