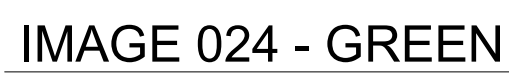
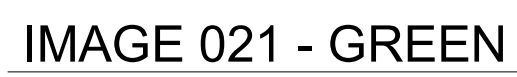
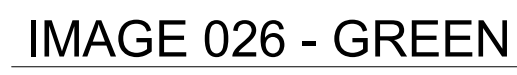
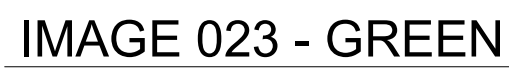
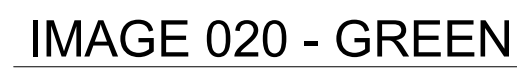
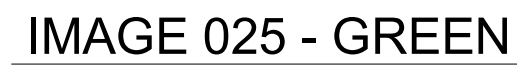

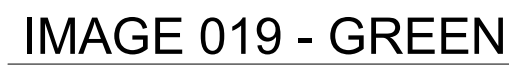


02-04	CUT 3/8" JUMP THE FULL DEPTH OF THE BRICK AND FILL WITH BACKER ROD AND SEALANT. SEE SPECIFICATION FOR COLOR.
02-05	REMOVE EXISTING MATERIAL FROM THE PRECAST JUMP, CLEAN PRECAST, AND APPLY SEALER. INSTALL BACKER ROD AND SEALANT. COLOR TO BE CUSTOM COLOR TO MATCH PRECAST. SEE DETAIL 3/A-000
02-12	CLEAN PRECAST LIMESTONE AND APPLY SEALER.
02-15	EXTEND JUMP BEHIND ROOF AS MUCH AS POSSIBLE WITH THE MOVING ROD.
02-16	EXISTING CONSTRUCTION TO BE PROTECTED IN PLACE.
02-21	REMOVE EXISTING MATERIAL FROM THE PRECAST JUMP, CLEAN PRECAST, AND APPLY SEALER. INSTALL BACKER ROD AND SEALANT. COLOR TO BE CUSTOM COLOR TO MATCH PRECAST. SEE DETAIL 7/A-000.
04-02	SEE DETAIL 2/A-000 AND 4/A-000 FOR MOVEMENT JOINT



GENERAL NOTES:

- 1. SHEET SIZE FOR PROPER SCALE IS 30" X 42".
- 2. SEE SHEET G-001 FOR GENERAL NOTES.
- 3. DIMENSIONS ARE APPROXIMATIONS. IT IS THE RESPONSIBILITY OF THE CONTRACTOR TO FIELD VISIT THE PROJECT AND VERIFY EXISTING CONDITIONS/DIMENSIONS AND PROPOSED CONDITIONS. COORDINATE DEMOLITION BETWEEN ALL TRADES. NOTIFY COR IMMEDIATELY OF ANY CONFLICTS OR DISCREPANCIES DURING TUCKPOINTING AND SEALING AND CLEANING. PROTECT ANY LOUVERS, WINDOWS, HOODS, ETC.
- 4.

KEYNOTES:

- 02-04 CUT 3/8" JOINT THE FULL DEPTH OF THE BRICK AND FILL WITH BACKER ROD AND SEALANT. SEE SPECIFICATION FOR COLOR.
- 02-05 REMOVE EXISTING MATERIAL FROM THE PRECAST JOINT. CLEAN PRECAST. AND APPLY SEALER. INSTALL BACKER ROD AND SEALANT. COLOR TO BE CUSTOM COLOR TO MATCH PRECAST. SEE DETAIL 3/A-000 CLEAN PRECAST/LIMESTONE AND APPLY SEALER
- 02-12 REMOVE EXISTING MATERIAL FROM THE PRECAST JOINT. CLEAN PRECAST. AND APPLY SEALER. INSTALL BACKER ROD AND SEALANT. COLOR TO BE CUSTOM COLOR TO MATCH PRECAST. SEE DETAIL 7/A-000. SEE DETAIL 2/A-000 AND 4/A-000 FOR MOVEMENT JOINT
- 04-02




IMAGE 028 - GREEN

<div>11/9/2021 11:07:23 AM</div> <div>one eighth inch = one foot</div> <div>one quarter inch = one foot</div> <div>three eighths inch = one foot</div> <div>one half inch = one foot</div> <div>one foot one inch = one foot</div> <div>three quarters inch = one foot</div> <div>one and one half inches = one foot</div> <div>one three inches = one foot</div>		<div>Revisions:</div> <div>Date</div>		<div>CONSULTANTS:</div> <div><div>MBN ENGINEERING</div><div>503 7TH STREET NORTH, SUITE 200</div><div>FARGO, NORTH DAKOTA 58102</div><div>PH: (701) 478-6336</div><div>FAX: (701) 478-6340</div></div>		<div><div>FOURFRONT DESIGN, INC.</div><div>517 7TH STREET</div><div>RAPID CITY, SOUTH DAKOTA 57701</div><div>PH: (605) 342-9470</div><div>FAX: (605) 342-2377</div><div>WWW.FOURFRONTDESIGN.COM</div></div> <div>2481.A15</div>		<div>Drawing Title</div> <div>DRONE IMAGES GREEN</div> <div>Approved: Project Director</div> <div>CLIFFORD HALVORSON</div>		<div>Project Title</div> <div>REPAIR EXTERIOR FINISHES</div> <div>Location</div> <div>VA HCS FARGO, ND</div> <div>Date</div> <div>11/10/2021</div> <div>Checked</div> <div>KP</div> <div>Drawn</div> <div>TLB</div>		<div>Project Number</div> <div>437-21-111</div> <div>Building Number</div> <div></div> <div>Drawing Number</div> <div>A-404</div> <div>Dwg. 13 of 39</div>		<div>Office of Construction and Facilities Management</div> <div>Department of Veterans Affairs</div>	
-------------------------------------------------------------------------------------------------------------------------------------------------------------------------------------------------------------------------------------------------------------------------------------------------------------------------------------------------------------------	--	---------------------------------------	--	--------------------------------------------------------------------------------------------------------------------------------------------------------------------------------------------------------	--	---------------------------------------------------------------------------------------------------------------------------------------------------------------------------------------------------------------------------------	--	----------------------------------------------------------------------------------------------------------------------------	--	---------------------------------------------------------------------------------------------------------------------------------------------------------------------------------------------------------------------	--	------------------------------------------------------------------------------------------------------------------------------------------------------------	--	-------------------------------------------------------------------------------------------------------	--

11/9/2021 11:07:24 AM

one eighth inch = one foot
0 1 2 3 4 5 6 7 8 9 10 11 12 13 14 15 16 17 18 19 20 21 22 23 24 25 26 27 28 29 30 31 32 33 34 35 36 37 38 39 40 41 42 43 44 45 46 47 48 49 50 51 52 53 54 55 56 57 58 59 60 61 62 63 64 65 66 67 68 69 70 71 72 73 74 75 76 77 78 79 80 81 82 83 84 85 86 87 88 89 90 91 92 93 94 95 96 97 98 99 100

one quarter inch = one foot
0 1 2 3 4 5 6 7 8 9 10 11 12 13 14 15 16 17 18 19 20 21 22 23 24 25 26 27 28 29 30 31 32 33 34 35 36 37 38 39 40 41 42 43 44 45 46 47 48 49 50 51 52 53 54 55 56 57 58 59 60 61 62 63 64 65 66 67 68 69 70 71 72 73 74 75 76 77 78 79 80 81 82 83 84 85 86 87 88 89 90 91 92 93 94 95 96 97 98 99 100

three eighths inch = one foot
0 1 2 3 4 5 6 7 8 9 10 11 12 13 14 15 16 17 18 19 20 21 22 23 24 25 26 27 28 29 30 31 32 33 34 35 36 37 38 39 40 41 42 43 44 45 46 47 48 49 50 51 52 53 54 55 56 57 58 59 60 61 62 63 64 65 66 67 68 69 70 71 72 73 74 75 76 77 78 79 80 81 82 83 84 85 86 87 88 89 90 91 92 93 94 95 96 97 98 99 100

one half inch = one foot
0 1 2 3 4 5 6 7 8 9 10 11 12 13 14 15 16 17 18 19 20 21 22 23 24 25 26 27 28 29 30 31 32 33 34 35 36 37 38 39 40 41 42 43 44 45 46 47 48 49 50 51 52 53 54 55 56 57 58 59 60 61 62 63 64 65 66 67 68 69 70 71 72 73 74 75 76 77 78 79 80 81 82 83 84 85 86 87 88 89 90 91 92 93 94 95 96 97 98 99 100

one and one half inches = one foot
0 1 2 3 4 5 6 7 8 9 10 11 12 13 14 15 16 17 18 19 20 21 22 23 24 25 26 27 28 29 30 31 32 33 34 35 36 37 38 39 40 41 42 43 44 45 46 47 48 49 50 51 52 53 54 55 56 57 58 59 60 61 62 63 64 65 66 67 68 69 70 71 72 73 74 75 76 77 78 79 80 81 82 83 84 85 86 87 88 89 90 91 92 93 94 95 96 97 98 99 100



IMAGE 054 - RED




IMAGE 272 - RED



IMAGE 053 - RED



IMAGE 056 - RED



IMAGE 057 - RED




IMAGE 058 - RED




IMAGE 069 - RED



IMAGE 070 - RED

GENERAL NOTES:

1. SHEET SIZE FOR PROPER SCALE IS 30" X 42".
2. SEE SHEET G-001 FOR GENERAL NOTES.
3. DIMENSIONS ARE APPROXIMATIONS. IT IS THE RESPONSIBILITY OF THE CONTRACTOR TO FIELD VISIT THE PROJECT AND VERIFY EXISTING CONDITIONS/DIMENSIONS AND PROPOSED CONDITIONS. COORDINATE DEMOLITION BETWEEN ALL TRADES. NOTIFY COR IMMEDIATELY OF ANY CONFLICTS OR DISCREPANCIES DURING TUCKPOINTING AND SEALING AND CLEANING. PROTECT ANY LOUVERS, WINDOWS, HOODS, ETC.
- 4.

KEYNOTES:

- 02-04 CUT 3/8" JOINT THE FULL DEPTH OF THE BRICK AND FILL WITH BACKER ROD AND SEALANT. SEE SPECIFICATION FOR COLOR.
- 02-05 REMOVE EXISTING MATERIAL FROM THE PRECAST JOINT. CLEAN PRECAST, AND APPLY SEALER. INSTALL BACKER ROD AND SEALANT. COLOR TO BE CUSTOM COLOR TO MATCH PRECAST. SEE DETAIL 3/A-000
- 02-07 REMOVE EXISTING DAMAGED BRICK AND INSTALL NEW BRICK TO MATCH THE EXISTING BLEND USING MORTAR TO MATCH EXISTING
- 02-10 REMOVE EXISTING MATERIAL FROM THE BRICK JOINT AND INSTALL BACKER ROD AND SEALANT. COLOR TO BE CUSTOM COLOR TO MATCH BRICK.
- 02-11 CLEAN BRICK WALL, REPLACE DAMAGED BRICK, AND APPLY SEALER
- 02-12 CLEAN PRECAST/LIMESTONE AND APPLY SEALER.
- 04-02 SEE DETAIL 2/A-000 AND 4/A-000 FOR MOVEMENT JOINT

CONSTRUCTION DOCUMENTS

Revisions:	Date:	CONSULTANTS:	ARCHITECT/ENGINEERS:	Drawing Title	Project Title	Project Number	Building Number	Office of Construction and Facilities Management
		MBN ENGINEERING 503 7TH STREET NORTH, SUITE 200 FARGO, NORTH DAKOTA 58102 PH: (701) 478-6336 FAX: (701) 478-6340	FOURFRONT DESIGN, INC. 517 7TH STREET RAPID CITY, SOUTH DAKOTA 57701 PH: (605) 342-9470 FAX: (605) 342-2377 WWW.FOURFRONTDESIGN.COM	DRONE IMAGES RED	REPAIR EXTERIOR FINISHES	437-21-111		
				Approved: Project Director CLIFFORD HALVORSON	Location VA HCS FARGO, ND	Drawing Number A-410		
				2481.A15	Date 11/10/2021	Checked Checker	Drawn Author	Dwg. 14 of 39

- SHEET SIZE FOR PROPER SCALE IS 30" X 42".
SEE SHEET G-001 FOR GENERAL NOTES.
DIMENSIONS ARE APPROXIMATIONS. IT IS THE
RESPONSIBILITY OF THE CONTRACTOR TO FIELD
VISIT THE PROJECT AND VERIFY EXISTING
CONDITIONS/DIMENSIONS AND PROPOSED
CONDITIONS. COORDINATE DEMOLITION BETWEEN
ALL TRADES. NOTIFY COR IMMEDIATELY OF ANY
CONFLICTS OR DISCREPANCIES.
DURING TUCKPOINTING AND SEALING AND
CLEANING PROTECT ANY LOUVERS, WINDOWS,
HOODS, ETC.

- | | |
|-------|----------------------------------------------------------------------------------------------------------------------------------------------------------------------------------|
| 02-04 | CUT 3/8" JOINT THE FULL DEPTH OF THE BRICK AND FILL WITH BACKER ROD AND SEALANT. SEE SPECIFICATION FOR COLOR. |
| 02-10 | REMOVE EXISTING MATERIAL FROM THE BRICK JOINT AND INSTALL BACKER ROD AND SEALANT. COLOR TO BE CUSTOM COLOR TO MATCH BRICK. |
| 02-12 | CLEAN PRECAST/LIMESTONE AND APPLY SEALER. |
| 02-13 | REMOVE ALL SEALANT. CLEAN AND INSTALL BACKER ROD AND SEALANT. |
| 02-21 | REMOVE EXISTING MATERIAL FROM THE PRECAST JOINT. CLEAN PRECAST, AND APPLY SEALER. INSTALL BACKER ROD AND SEALANT. COLOR TO BE CUSTOM COLOR TO MATCH PRECAST. SEE DETAIL 7/A-000. |
| 04-02 | SEE DETAIL 2/A-000 AND 4/A-000 FOR MOVEMENT JOINT |



IMAGE 269 - RED




IMAGE 270 - RED


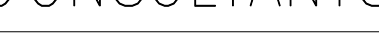
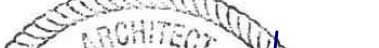





IMAGE 271 - RED



IMAGE 276 - RED

		CONSULTANTS:		 <p>MBN ENGINEERING 503 7TH STREET NORTH, SUITE 200 FARGO, NORTH DAKOTA 58102 PH: (701) 478-6336 FAX: (701) 478-6340</p>				ARCHITECT/ENGINEERS:  <p>FOURFRONT DESIGN, INC. 517 7TH STREET RAPID CITY, SOUTH DAKOTA 57701 PH: (605) 342-9470 FAX: (605) 342-2377 WWW.FOURFRONTDESIGN.COM</p>		Drawing Title DRONE IMAGES RED		Project Title REPAIR EXTERIOR FINISHES		Project Number 437-21-111		Office of Construction and Facilities Management  Department of Veterans Affairs	
		Revisions:		Date				Approved: Project Director CLIFFORD HALVORSON		Location VA HCS FARGO, ND		Drawing Number A-411					
								2481.A15		Date 11/10/2021		Checked Checker		Drawn Author		Dwg. 15 of 39	

GENERAL NOTES:

1. SHEET SIZE FOR PROPER SCALE IS 30" X 42".
2. SEE SHEET G-001 FOR GENERAL NOTES.
3. DIMENSIONS ARE APPROXIMATIONS. IT IS THE RESPONSIBILITY OF THE CONTRACTOR TO FIELD VISIT THE PROJECT AND VERIFY EXISTING CONDITIONS/DIMENSIONS AND PROPOSED CONDITIONS. COORDINATE DEMOLITION BETWEEN ALL TRADES. NOTIFY COR IMMEDIATELY OF ANY CONFLICTS OR DISCREPANCIES DURING TUCKPOINTING AND SEALING AND CLEANING. PROTECT ANY LOUVERS, WINDOWS, HOODS, ETC.
- 4.

KEYNOTES:

- | | |
|-------|---------------------------------------------------------------|
| 02-12 | CLEAN PRECAST/LIMESTONE AND APPLY SEALER |
| 02-13 | REMOVE ALL SEALANT. CLEAN AND INSTALL BACKER ROD AND SEALANT. |



IMAGE 094 - BLUE




IMAGE 097 - BLUE




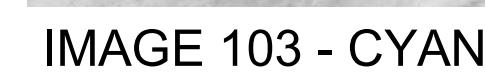
IMAGE 098 - BLUE



IMAGE 099 - BLUE



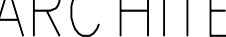

CONSTRUCTION DOCUMENTS

<div>11/9/2021 11:07:28 AM</div> <div>Revisions:</div> <div>Date</div>		<div>CONSULTANTS:</div> <div><div><div></div><div>MBN</div><div>ENGINEERING</div></div><div>MBN ENGINEERING 503 7TH STREET NORTH, SUITE 200 FARGO, NORTH DAKOTA 58102 PH: (701) 478-6336 FAX: (701) 478-6340</div></div>		<div><div><div></div><div>FOURFRONT</div><div>DESIGN INC.</div></div><div>FOURFRONT DESIGN, INC. 517 7TH STREET RAPID CITY, SOUTH DAKOTA 57701 PH: (605) 342-9470 FAX: (605) 342-2377 WWW.FOURFRONTDESIGN.COM</div></div>		<div>Drawing Title</div> <div>DRONE IMAGES BLUE</div> <div>Approved: Project Director</div> <div>CLIFFORD HALVORSON</div> <div>2481.A15</div>		<div>Project Title</div> <div>REPAIR EXTERIOR FINISHES</div> <div>Location</div> <div>VA HCS FARGO, ND</div> <div>Date</div> <div>11/10/2021</div> <div>Checked</div> <div>Checker</div> <div>Drawn</div> <div>Author</div>		<div>Project Number</div> <div>437-21-111</div> <div>Building Number</div> <div></div> <div>Drawing Number</div> <div>A-430</div> <div>Dwg. 16 of 39</div>		<div>Office of Construction and Facilities Management</div> <div>Department of Veterans Affairs</div>	
------------------------------------------------------------------------	--	------------------------------------------------------------------------------------------------------------------------------------------------------------------------------------------------------------------------------------------	--	-----------------------------------------------------------------------------------------------------------------------------------------------------------------------------------------------------------------------------------------------	--	-----------------------------------------------------------------------------------------------------------------------------------------------	--	-----------------------------------------------------------------------------------------------------------------------------------------------------------------------------------------------------------------------------	--	------------------------------------------------------------------------------------------------------------------------------------------------------------	--	-------------------------------------------------------------------------------------------------------	--



1. SHEET SIZE FOR PROPER SCALE IS 42" X 30".
2. SEE SHEET G-001 FOR GENERAL NOTES.
3. DIMENSIONS ARE APPROXIMATIONS. IT IS THE RESPONSIBILITY OF THE CONTRACTOR TO FIELD VISIT THE PROJECT AND VERIFY EXISTING CONDITIONS/DIMENSIONS AND PROPOSED CONDITIONS. COORDINATE DEMOLITION BETWEEN ALL TRADES. NOTIFY CR IMMEDIATELY OF ANY CONFLICTS OR DISCREPANCIES.
4. DURING TUCKPOINTING AND SEALING AND CLEANING PROTECT ANY LOUVERS, WINDOWS, HOODS, ETC.

02-05	REMOVE EXISTING MATERIAL FROM THE PRECAST JOINT, CLEAN PRECAST, AND APPLY SEALER. INSTALL BACKER ROD AND SEALANT. COLOR TO BE CUSTOM COLOR TO MATCH PRECAST. SEE DETAIL 3/A-000
02-13	REMOVE ALL SEALANT. CLEAN AND INSTALL BACKER ROD AND SEALANT.

		CONSULTANTS:		 <p>MBN ENGINEERING 503 7TH STREET NORTH, SUITE 200 FARGO, NORTH DAKOTA 58102 PH: (701) 478-6336 FAX: (701) 478-6340</p>				ARCHITECT/ENGINEERS:  <p>FOURFRONT DESIGN, INC. 517 7TH STREET RAPID CITY, SOUTH DAKOTA 57701 PH: (605) 342-9470 FAX: (605) 342-2377 WWW.FOURFRONTDESIGN.COM</p>		Drawing Title DRONE IMAGES CYAN		Project Title REPAIR EXTERIOR FINISHES		Project Number 437-21-111		Office of Construction and Facilities Management  Department of Veterans Affairs	
Revisions:		Date						Approved: Project Director CLIFFORD HALVORSON		Location VA HCS FARGO, ND		Drawing Number A-440		Dwg. 17 of 39			

11/9/2021 12:14:22 PM

one eighth inch = one foot
one quarter inch = one foot
one half inch = one foot
three eighths inch = one foot
three quarters inch = one foot
one foot one inch = one foot
one foot one half inch = one foot
one and one half inches = one foot
one and one half inches = one foot
one and one half inches = one foot



IMAGE 112 - CYAN




IMAGE 114 - CYAN



IMAGE 116 - CYAN



IMAGE 115 - CYAN



IMAGE 117 - CYAN



IMAGE 118 - CYAN



IMAGE 119 - CYAN



GENERAL NOTES:

1. SHEET SIZE FOR PROPER SCALE IS 42" X 30".
2. SEE SHEET G-001 FOR GENERAL NOTES.
3. DIMENSIONS ARE APPROXIMATIONS. IT IS THE RESPONSIBILITY OF THE CONTRACTOR TO FIELD VISIT THE PROJECT AND VERIFY EXISTING CONDITIONS/DIMENSIONS AND PROPOSED CONDITIONS. COORDINATE DEMOLITION BETWEEN ALL TRADES. NOTIFY COR IMMEDIATELY OF ANY CONFLICTS OR DISCREPANCIES DURING TUCKPOINTING AND SEALING AND CLEANING. PROTECT ANY LOUVERS, WINDOWS, HOODS, ETC.
- 4.

KEYNOTES:

- 02-05 REMOVE EXISTING MATERIAL FROM THE PRECAST JOINT, CLEAN PRECAST, AND APPLY SEALER. INSTALL BACKER ROD AND SEALANT. COLOR TO BE CUSTOM COLOR TO MATCH PRECAST. SEE DETAIL 3/A-000

CONSTRUCTION DOCUMENTS

Revisions:	Date	CONSULTANTS:	ARCHITECT/ENGINEERS:	Drawing Title	Project Title	Project Number	Building Number	Location	Date	Checked	Drawn	Dwg. 18 of 39	Office of Construction and Facilities Management	Department of Veterans Affairs
		 MBN ENGINEERING 503 7TH STREET NORTH, SUITE 200 FARGO, NORTH DAKOTA 58102 PH: (701) 478-6336 FAX: (701) 478-6340	 FOURFRONT DESIGN, INC. 517 7TH STREET RAPID CITY, SOUTH DAKOTA 57701 PH: (605) 342-9470 FAX: (605) 342-2377 WWW.FOURFRONTDESIGN.COM	DRONE IMAGES CYAN	REPAIR EXTERIOR FINISHES	437-21-111		VA HCS FARGO, ND	11/10/2021	KP	TLB			
				Approved: Project Director CLIFFORD HALVORSON										
				437-21-101										