

11/9/2021 12:44:35 PM

one eighth inch = one foot
one quarter inch = one foot
one half inch = one foot
three eighths inch = one foot
three quarters inch = one foot
one foot one inch = one foot
one and one half inches = one foot
one and one half inches = one foot
one and one half inches = one foot




IMAGE 180 - PURPLE



IMAGE 181 - PURPLE



IMAGE 182 - PURPLE




IMAGE 185 - PURPLE

GENERAL NOTES:

1. SHEET SIZE FOR PROPER SCALE IS 42" X 30".
2. SEE SHEET G-001 FOR GENERAL NOTES.
3. DIMENSIONS ARE APPROXIMATIONS. IT IS THE RESPONSIBILITY OF THE CONTRACTOR TO FIELD VISIT THE PROJECT AND VERIFY EXISTING CONDITIONS/DIMENSIONS AND PROPOSED CONDITIONS. COORDINATE DEMOLITION BETWEEN ALL TRADES. NOTIFY COR IMMEDIATELY OF ANY CONFLICTS OR DISCREPANCIES.
4. DURING TUCKPOINTING AND SEALING AND CLEANING PROTECT ANY LOUVERS, WINDOWS, HOODS, ETC.

KEYNOTES:

- 02-05 REMOVE EXISTING MATERIAL FROM THE PRECAST JOINT. CLEAN PRECAST, AND APPLY SEALER. INSTALL BACKER ROD AND SEALANT. COLOR TO BE CUSTOM COLOR TO MATCH PRECAST. SEE DETAIL 3/A-000
- 02-21 REMOVE EXISTING MATERIAL FROM THE PRECAST JOINT. CLEAN PRECAST, AND APPLY SEALER. INSTALL BACKER ROD AND SEALANT. COLOR TO BE CUSTOM COLOR TO MATCH PRECAST. SEE DETAIL 7/A-000.




CONSTRUCTION DOCUMENTS

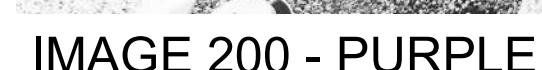
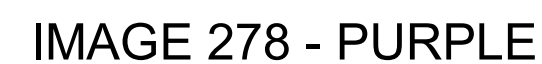
Revisions:	Date	CONSULTANTS:	ARCHITECT/ENGINEERS:	Drawing Title	Project Title	Project Number	Building Number	Location	Date	Checked	Drawn	Dwg. 25 of 39	Office of Construction and Facilities Management	Department of Veterans Affairs
		MBN ENGINEERING 503 7TH STREET NORTH, SUITE 200 FARGO, NORTH DAKOTA 58102 PH: (701) 478-6336 FAX: (701) 478-6340	FOURFRONT DESIGN, INC. 517 7TH STREET RAPID CITY, SOUTH DAKOTA 57701 PH: (605) 342-9470 FAX: (605) 342-2377 WWW.FOURFRONTDESIGN.COM	DRONE IMAGES PURPLE	REPAIR EXTERIOR FINISHES	437-21-111		VA HCS FARGO, ND	11/10/2021	KP	TLB	A-461		
				Approved: Project Director CLIFFORD HALVORSON										
				437-21-101										



1. SHEET SIZE FOR PROPER SCALE IS 42" X 30".
2. SEE SHEET G-001 FOR GENERAL NOTES.
3. DIMENSIONS ARE APPROXIMATIONS. IT IS THE
RESPONSIBILITY OF THE CONTRACTOR TO FIELD
VISIT THE PROJECT AND VERIFY EXISTING
CONDITIONS/DIMENSIONS AND PROPOSED
CONDITIONS. COORDINATE DEMOLITION BETWEEN
ALL TRADES. NOTIFY COR IMMEDIATELY OF ANY
CONFLICTS OR DISCREPANCIES.
4. DURING TUCKPOINTING AND SEALING AND
CLEANING PROTECT ANY LOUVERS, WINDOWS,
HOODS, ETC.




02-05	REMOVE EXISTING MATERIAL FROM THE PRECAST JOINT. CLEAN PRECAST AND APPLY SEALER. INSTALL BACKER ROD AND SEALANT. COLOR TO BE CUSTOM COLOR TO MATCH PRECAST. SEE DETAIL 3/A-000
02-12	CLEAN PRECAST/LIMESTONE AND APPLY SEALER.
02-21	REMOVE EXISTING MATERIAL FROM THE PRECAST JOINT. CLEAN PRECAST AND APPLY SEALER. INSTALL BACKER ROD AND SEALANT. COLOR TO BE CUSTOM COLOR TO MATCH PRECAST. SEE DETAIL 7/A-000.

		CONSULTANTS:		 <div>MBN ENGINEERING 503 7TH STREET NORTH, SUITE 200 FARGO, NORTH DAKOTA 58102 PH: (701) 478-6336 FAX: (701) 478-6340</div>				ARCHITECT/ENGINEERS: <div><div>FOURFRONT DESIGN, INC. 517 7TH STREET RAPID CITY, SOUTH DAKOTA 57701 PH: (605) 342-9470 FAX: (605) 342-2377 WWW.FOURFRONTDESIGN.COM</div></div>		Drawing Title DRONE IMAGES PURPLE		Project Title REPAIR EXTERIOR FINISHES		Project Number 437-21-111		Office of Construction and Facilities Management			
										Approved: Project Director CLIFFORD HALVORSON		Location VA HCS FARGO, ND		Drawing Number A-462		Department of Veterans Affairs			
Revisions:		Date						437-21-101				Date 11/10/2021		Checked KP		Drawn TLB		Dwg. 26 of 39	



1. SHEET SIZE FOR PROPER SCALE IS 42" X 30".
2. SEE SHEET G-001 FOR GENERAL NOTES.
3. DIMENSIONS ARE APPROXIMATIONS. IT IS THE RESPONSIBILITY OF THE CONTRACTOR TO FIELD VISIT THE PROJECT AND VERIFY EXISTING CONDITIONS/DIMENSIONS AND PROPOSED CONDITIONS. COORDINATE DEMOLITION BETWEEN ALL TRADES. NOTIFY COR IMMEDIATELY OF ANY CONFLICTS OR DISCREPANCIES.
4. DURING TUCKPOINTING AND SEALING AND CLEANING PROTECT ANY LOUVERS, WINDOWS, HOODS, ETC.

02-05	REMOVE EXISTING MATERIAL FROM THE PRECAST JOINT. CLEAN PRECAST, AND APPLY SEALER. INSTALL BACKER ROD AND SEALANT. COLOR TO BE CUSTOM COLOR TO MATCH PRECAST. SEE DETAIL 3/A-000
02-12	CLEAN PRECAST/LIMESTONE AND APPLY SEALER.
02-21	REMOVE EXISTING MATERIAL FROM THE PRECAST JOINT. CLEAN PRECAST, AND APPLY SEALER. INSTALL BACKER ROD AND SEALANT. COLOR TO BE CUSTOM COLOR TO MATCH PRECAST. SEE DETAIL 7/A-000.

		CONSULTANTS:				ARCHITECT/ENGINEERS:		Drawing Title		Project Number		Office of Construction and Facilities Management	
				MBN ENGINEERING 503 7TH STREET NORTH, SUITE 200 FARGO, NORTH DAKOTA 58102 PH: (701) 478-6336 FAX: (701) 478-6340				DRONE IMAGES PURPLE		REPAIR EXTERIOR FINISHES		437-21-111	
								Approved: Project Director CLIFFORD HALVORSON		Location VA HCS FARGO, ND		Building Number	
										Date 11/10/2021		Drawing Number A-463	
										Checked KP		Dwg. 27 of 39	
										Drawn TLB		Department of Veterans Affairs	
Revisions:		Date				437-21-101							

11/9/2021 2:23:03 PM

VA FORM 08-6231




IMAGE 202 - YELLOW



IMAGE 203 - YELLOW



IMAGE 204 - YELLOW




IMAGE 205 - YELLOW




IMAGE 206 - YELLOW



IMAGE 207 - YELLOW



IMAGE 208 - YELLOW



IMAGE 209 - YELLOW



IMAGE 210 - YELLOW





GENERAL NOTES:

1. SHEET SIZE FOR PROPER SCALE IS 30" X 42".
2. SEE SHEET G-001 FOR GENERAL NOTES.
3. DIMENSIONS ARE APPROXIMATIONS. IT IS THE RESPONSIBILITY OF THE CONTRACTOR TO FIELD VISIT THE PROJECT AND VERIFY EXISTING CONDITIONS, DIMENSIONS AND PROPOSED CONDITIONS. COORDINATE DEMOLITION BETWEEN ALL TRADES. NOTIFY COR IMMEDIATELY OF ANY CONFLICTS OR DISCREPANCIES.
4. DURING TUCKPOINTING AND SEALING AND CLEANING, PROTECT ANY LOUVERS, WINDOWS, HOODS, ETC.

KEYNOTES:

- 02-05 REMOVE EXISTING MATERIAL FROM THE PRECAST JOINT. CLEAN PRECAST, AND APPLY SEALER. INSTALL BACKER ROD AND SEALANT. COLOR TO BE CUSTOM COLOR TO MATCH PRECAST. SEE DETAIL 3/A-000
- 02-10 REMOVE EXISTING MATERIAL FROM THE BRICK JOINT AND INSTALL BACKER ROD AND SEALANT. COLOR TO BE CUSTOM COLOR TO MATCH BRICK
- 02-21 REMOVE EXISTING MATERIAL FROM THE PRECAST JOINT. CLEAN PRECAST, AND APPLY SEALER. INSTALL BACKER ROD AND SEALANT. COLOR TO BE CUSTOM COLOR TO MATCH PRECAST. SEE DETAIL 7/A-000


CONSTRUCTION DOCUMENTS



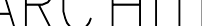
<div>Revisions:</div> <div>Date</div>		<div>CONSULTANTS:</div> <div><div><div>MBN ENGINEERING</div></div><div>503 7TH STREET NORTH, SUITE 200 FARGO, NORTH DAKOTA 58102 PH: (701) 478-6336 FAX: (701) 478-6340</div></div>		<div></div> <div><div><div>FOURFRONT DESIGN INC.</div></div><div>FOURFRONT DESIGN, INC. 517 7TH STREET RAPID CITY, SOUTH DAKOTA 57701 PH: (605) 342-9470 FAX: (605) 342-2377 WWW.FOURFRONTDESIGN.COM</div></div>		<div>Drawing Title</div> <div>DRONE IMAGES YELLOW</div> <div>Approved: Project Director</div> <div>CLIFFORD HALVORSON</div> <div>437-21-101</div>		<div>Project Title</div> <div>REPAIR EXTERIOR FINISHES</div> <div>Location</div> <div>VA HCS FARGO, ND</div> <div>Date</div> <div>11/10/2021</div> <div>Checked</div> <div>KP</div> <div>Drawn</div> <div>TLB</div>		<div>Project Number</div> <div>437-21-111</div> <div>Building Number</div> <div></div> <div>Drawing Number</div> <div>A-470</div> <div>Dwg. 28 of 39</div>		<div>Office of Construction and Facilities Management</div> <div></div>	
---------------------------------------	--	--	--	--	--	---	--	---	--	--	--	--	--



1. SHEET SIZE FOR PROPER SCALE IS 30" X 42".
2. SEE SHEET G-001 FOR GENERAL NOTES.
3. DIMENSIONS ARE APPROXIMATIONS. IT IS THE RESPONSIBILITY OF THE CONTRACTOR TO FIELD VISIT THE PROJECT AND VERIFY EXISTING CONDITIONS/DIMENSIONS AND PROPOSED CONDITIONS. COORDINATE DEMOLITION BETWEEN ALL TRADES. NOTIFY CR IMMEDIATELY OF ANY CONFLICTS OR DISCREPANCIES.
4. DURING TUCKPOINTING AND SEALING AND CLEANING PROTECT ANY LOUVERS, WINDOWS, HOODS, ETC.



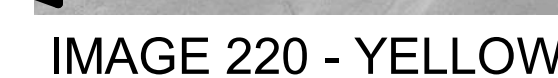
02-05	REMOVE EXISTING MATERIAL FROM THE PRECAST JOINT, CLEAN PRECAST, AND APPLY SEALER. INSTALL BACKER ROD AND SEALANT. COLOR TO BE CUSTOM COLOR TO MATCH PRECAST. SEE DETAIL 3/A-000
02-12	CLEAN PRECAST/LIMESTONE AND APPLY SEALER.
02-21	REMOVE EXISTING MATERIAL FROM THE PRECAST JOINT, CLEAN PRECAST, AND APPLY SEALER. INSTALL BACKER ROD AND SEALANT. COLOR TO BE CUSTOM COLOR TO MATCH PRECAST. SEE DETAIL 7/A-000



		CONSULTANTS:		 <p>MBN ENGINEERING 503 7TH STREET NORTH, SUITE 200 FARGO, NORTH DAKOTA 58102 PH: (701) 478-6336 FAX: (701) 478-6340</p>				ARCHITECT/ENGINEERS:  <p>FOURFRONT DESIGN, INC. 517 7TH STREET RAPID CITY, SOUTH DAKOTA 57701 PH: (605) 342-9470 FAX: (605) 342-2377 WWW.FOURFRONTDESIGN.COM</p>		Project Number 437-21-111		Project Title REPAIR EXTERIOR FINISHES		Office of Construction and Facilities Management			
								Drawing Title DRONE IMAGES YELLOW		Approved: Project Director CLIFFORD HALVORSON		Location VA HCS FARGO, ND		Drawing Number A-471		Department of Veterans Affairs	
Revisions:		Date				437-21-101				Date 11/10/2021		Checked KP		Drawn TLB		Dwg. 29 of 39	

1. SHEET SIZE FOR PROPER SCALE IS 30" X 42".
2. SEE SHEET G-001 FOR GENERAL NOTES.
3. DIMENSIONS ARE APPROXIMATIONS. IT IS THE RESPONSIBILITY OF THE CONTRACTOR TO FIELD VISIT THE PROJECT AND VERIFY EXISTING CONDITIONS/DIMENSIONS AND PROPOSED CONDITIONS. COORDINATE DEMOLITION BETWEEN ALL TRADES. NOTIFY CR IMMEDIATELY OF ANY CONFLICTS OR DISCREPANCIES.
4. DURING TUCKPOINTING AND SEALING AND CLEANING PROTECT ANY LOUVERS, WINDOWS, HOODS, ETC.

02-05	REMOVE EXISTING MATERIAL FROM THE PRECAST JOINT, CLEAN PRECAST, AND APPLY SEALER. INSTALL BACKER ROD AND SEALANT, COLOR TO BE CUSTOM COLOR TO MATCH PRECAST. SEE DETAIL 3/A-000
02-12	CLEAN PRECAST/LIMESTONE AND APPLY SEALER.
02-21	REMOVE EXISTING MATERIAL FROM THE PRECAST JOINT, CLEAN PRECAST, AND APPLY SEALER. INSTALL BACKER ROD AND SEALANT, COLOR TO BE CUSTOM COLOR TO MATCH PRECAST. SEE DETAIL 7/A-000

[illegible]