

ROOM FINISH LEGEND & ABBREVIATIONS

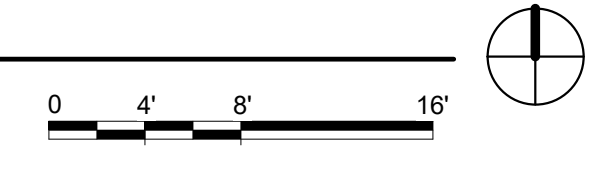
CG	CORNER GUARD	AF10	KEYNOTE
---	WALL PROTECTION	←	MATERIAL INSTALL DIRECTION
CPT	FLOOR FINISH TRANSITION		
ACT	ACOUSTICAL CEILING (TILE)		
CT	CERAMIC TILE		
GWB (SC)	GYPSUM WALLBACK SYSTEMS (SPECIAL COATING)		
LVT	LUXURY VINYL TILE		
P	PAINT		
PT	PORCELAIN TILE (FLOOR AND BASE)		
RES	RESILIENT BASE		
RES-W	RESIN/EPIDEXY WALL/CEILING		
RF	RUBBER FLOORING		
S	SOLID SURFACE		
SC	SPECIAL COATING		
SP	SPECIAL FACED		
WSF	WELDED SEAM SHEET FLOORING (HEAT WELDED WITH ROD)		

NOTE: NOT ALL SYMBOLS MAY BE USED ON EACH PLAN

- ### FINISH PLAN GENERAL NOTES
- FIELD FINISH VENTS, GRILLES, ACCESS PANELS, PLUG STRIP, BASEBOARD RADIATION ENCLOSURES, ELECTRICAL PANEL BOARDS (IN FINISH SPACES) TO MATCH SURFACE ON WHICH THEY OCCUR UNLESS OTHERWISE INDICATED. EXCEPTION: ITEMS WITH FACTORY WHITE FINISH OCCURRING ON WHITE ACT OR WHITE GYPSUM BOARD CEILING SHALL NOT BE PAINTED. STAINLESS STEEL ITEMS SHALL NOT BE PAINTED.
 - FIELD VERIFY ALL NEW CONDITIONS. NOTIFY ARCHITECT OF ANY DISCREPANCIES PRIOR TO INSTALLATION.
 - LOCATE CHANGES IN FLOOR FINISH MATERIAL UNDER CENTERLINE OF CLOSED DOOR UNLESS OTHERWISE INDICATED.
 - PROVIDE CLEAR SILICONE SEALANT AT PERIMETER OF PLUMBING FLOOR DRAINS, CLEAN OUTS, ETC IN RESILIENT AND CERAMIC TILE FLOORS.
 - PROVIDE SEALANT TO HORIZONTAL AND VERTICAL INTERIOR CERAMIC TILE CORNERS, COLOR TO MATCH GROUT COLOR.
 - PROVIDE SEALANT AT JOINT BETWEEN COUNTER TOP, BACK OR SIDE SPLASH AND WALLS.
 - PROVIDE CLEAR SILICONE SEALANT AT THE BASE OF DOOR FRAME TO RESILIENT AND CT FLOORING, TYP. SEE PLANS AND ROOM FINISH SCHEDULE FOR FLOOR FINISH LOCATIONS.
 - HOLLOW METAL DOORS AND FRAMES TO BE PAINTED P-5, UNLESS NOTED OTHERWISE IN THE ROOM OPENING SCHEDULE.
 - WOOD: PRE-FINISHED TO MATCH BUILDING STANDARD, REFER TO SPECIFICATION.
 - CEILING HEIGHTS AND MATERIALS/FINISHES CALLED OUT IN ROOM FINISH SCHEDULE ARE FOR ENTIRE CEILING OR MAJORITY OF THAT ROOM, UNLESS OTHERWISE INDICATED. SEE REFLECTED CEILING PLAN FOR CHANGES IN CEILING MATERIAL AND CEILING HEIGHT. PAINT ALL SURFACES OF SOFFIT SAME COLOR AS INDICATED.
 - COLOR SELECTIONS ARE BASED ON USE OF PRODUCTS INDICATED IN THE MATERIALS SCHEDULE. IF MANUFACTURERS OTHER THAN THOSE INDICATED ARE USED, ARCHITECT MAY REVISE COLOR SELECTIONS OF OTHER FINISHES TO ENSURE PROPER COORDINATION.
 - PAINT ALL FIRE EXTINGUISHER CABINETS TO MATCH COLOR OF THE ADJACENT WALLS.
 - CEILING HEIGHTS ARE MEASURED FROM FINISH FLOOR.
 - FOR FLOOR FINISH MATERIALS AND PATTERN, SEE FINISH PLAN.
 - SEE INTERIOR ELEVATIONS FOR MORE FINISH INFO.



1 FIRST FLOOR FINISH PLAN
1/8" = 1'-0"



Revision#	Description	Date
1	REVISION SET 1 (PREBID ADDENDUM)	07/6/2021

CONSULTANT

DUNHAM
50 South Sixth Street / Suite 1100
Minneapolis, Minnesota 55402-1540
PHONE 612.465.7550 FAX 612.465.7551
WEB dunhameng.com
mechanical + electrical consulting engineering

ARCHITECT/ENGINEER OF RECORD

ANDERSON
13605 1st Ave. N. #100 Plymouth, MN 55441
P 763.412.4000 | F 763.412.4090 | ae-mn.com
Anderson Engineering of Minnesota, LLC | Proj # 15451

STAMP

Project Title RENOVATE BUILDING 28 FIRST FLOOR EAST RRTP		Project Number 656-19-306
Location SAINT CLOUD, MN		Building Number 28
Phase CONSTRUCTION DOCUMENTS		Drawing Number AF101
Issue Date MAY 22, 2020	Checked SS	Drawn MP

VA U.S. Department of Veterans Affairs
Veterans Health Administration
St. Cloud VA Health Care System
33

C:\Users\Public\Documents\Revit\Projects\15451_BLDG 28_1st Floor_RTP_SS\Schott\sheet.rvt 7/6/2021 11:01:47 AM

ROOM FINISH SCHEDULE - BASEMENT										
Number	NAME	FLOOR FINISH	BASE FINISH	WALL FINISH				CEILING FINISH	REMARKS	
				NORTH	EAST	SOUTH	WEST			
3	CORRIDOR	VCT-1	RB-1	EXIST	EXIST	EXIST	EXIST	ACT-1	PATCH FINISHES THIS AREA TO MATCH EXISTING AS NECESSARY.	
3A	STAIR	VCT-1	RB-1	EXIST	EXIST	EXIST	EXIST	ACT-1	PATCH FINISHES THIS AREA TO MATCH EXISTING AS NECESSARY.	
76	TESTING OFFICE	CPT-1	CPT-1	EXIST	EXIST	EXIST	EXIST	ACT-1	SEE FINISH PLAN FOR ADDITIONAL INFORMATION.	
78	MECHANICAL	CPT-1	CPT-1	EXIST	EXIST	EXIST	EXIST	ACT-1	SEE FINISH PLAN FOR ADDITIONAL INFORMATION.	
79	MECHANICAL	CPT-1	CPT-1	EXIST	EXIST	EXIST	EXIST	ACT-1	FINISH GYP BD TO LEVEL 1	

ROOM FINISH SCHEDULE - FIRST FLOOR										
Number	NAME	FLOOR FINISH	BASE FINISH	WALL FINISH				CEILING FINISH	REMARKS	
				NORTH	EAST	SOUTH	WEST			
133	ELECTRICAL ROOM	EXIST	EXIST	P-1	P-1	P-1	P-1	N/A		
170	HAC	PT-2	PT-2	SC-1	SC-1	SC-1	CT-4-SC-1	ACT-2		
134	CONFERENCE/BREAK ROOM	CPT-1/VCT-1	RB-1	P-1	P-2	P-1/P-2	P-1	ACT-1	SEE FINISH PLAN FOR ADDITIONAL INFORMATION.	
142	SOILED UTILITY	WSF-1	WSF-1	RWC-1-SC-1	RWC-1-SC-1	RWC-1-SC-1	RWC-1-SC-1	ACT-1	RWC WITH TRIM TO 4" AFF	
149	OFFICE	CPT-1	CPT-1	P-1	P-1	P-1	P-1	ACT-1		
150	MED	VCT-1	RB-1	P-1	P-1	P-1	P-1	ACT-1		
153	LAUNDRY	WSF-1	WSF-1	P-3	P-3	P-3	P-3	ACT-1		
154	TOILET	PT-1/PT-2	CT-3	CT-1-CT-2P-3	CT-1-CT-2P-3	CT-1-CT-2P-3	CT-1-CT-2P-3	ACT-2P-1		
CE-5	CORRIDOR	CPT-1	CPT-1	P-2	P-1	P-1	N/A	ACT-1	PT-2 AT COLUMNS	
164	MULTI-PURPOSE ROOM	CPT-1	CPT-1	P-1	P-1	P-2	P-1	ACT-1		
165	KITCHENETTE	VCT-1	RB-1	N/A	N/A	N/A	P-2	GYP BD (P-2)		
135	VENDING	VCT-1	RB-1	P-1	P-1	P-1	P-1	ACT-1		
136	OFFICE	CPT-1	CPT-1	P-3	P-3	P-3	P-3	ACT-1		
159	CLEAN LINEN	WSF-1	WSF-1	RWC-1-SC-1	RWC-1-SC-1	RWC-1-SC-1	RWC-1-SC-1	ACT-2	RWC WITH TRIM TO 4" AFF	
166	OPEN LOUNGE	CPT-1/CPT-2	CPT-1	P-2	P-1	P-1	P-1	ACT-1	PT-2 AT COLUMNS	
167	LOW VOLTAGE	C	RB-1	P-1	P-1	P-1	P-1	N/A		
168	STAFF	VCT-1	RB-1	P-1	P-1	P-1	P-1	ACT-1		
CE-2	CORRIDOR	CPT-1	CPT-1	N/A	N/A	P-1	P-1	ACT-1	PT-2 AT COLUMNS	
CE-3	CORRIDOR	CPT-1	CPT-1	N/A	P-1	P-1	N/A	ACT-1	PT-2 AT COLUMNS	
160	SPD	VCT-1	RB-1	P-1	P-1	P-1	P-1	ACT-1		
CE-4	CORRIDOR	CPT-1	CPT-1	P-2	N/A	P-1	P-1	ACT-1	PT-2 AT COLUMNS	
169A	STORAGE	VCT-1	RB-1	P-1	P-1	P-1	P-1	ACT-1		
169	OXYGEN ROOM	VCT-1	RB-1	P-1	P-1	P-1	P-1	ACT-1		
134A	STORAGE	CPT-1	RB-1	P-1	P-1	P-1	P-1	ACT-1		
134B	CORRIDOR	VCT-1	RB-1	P-1	P-1	P-1	P-1	ACT-1		
T1	CONNECTING CORRIDOR	EXIST	EXIST	EXIST	EXIST	EXIST	EXIST	EXIST		
164A	CLOSET	CPT-1	CPT-1	P-1	P-1	P-1	P-1	ACT-1		
171	MECH ACCESS	VCT-1	RB-1	P-1	P-1	P-1	P-1	N/A		

ROOM FINISH SCHEDULE - PATIENT ROOMS (TYPICAL)										
Number	NAME	FLOOR FINISH	BASE FINISH	WALL FINISH				CEILING FINISH	REMARKS	
				NORTH	EAST	SOUTH	WEST			
	PATIENT TOILET ROOMS	PT-1/PT-2	CT-3	CT-1-CT-2P-3	CT-1-CT-2P-3	CT-1-CT-2P-3	CT-1-CT-2P-3	ACT-2P-1		
	PATIENT ROOMS	CPT-1	CPT-1	SEE FINISH PLAN	SEE FINISH PLAN	SEE FINISH PLAN	SEE FINISH PLAN	ACT-1		

MATERIAL SCHEDULE						
CODE	MATERIAL/PRODUCT	MANUFACTURER	STYLE	COLOR	SIZE	REMARKS
FLOORING						
CPT-1	BROADLOOM CARPET	J-J INVISION	PAY DAY	1408 HIGH ROLLER		
CPT-2	MODULAR CARPET TILE	J-J INVISION	CITY BLOCKS	1304 HARVARD SQUARE		
VCT-1	VINYL COMPOSITION TILE	ARMSTRONG	STANDARD EXCELON IMPERIAL	FORTRESS WHITE 51839	12" x 12"	
PT-1	PORCELAIN CERAMIC TILE	DALTILE	KEYSTONES MOSAIC	PEPPER WHITE D137	2" x 2"	GROUT: MAPEI KERACOLOR - 107 IRON
PT-2	PORCELAIN CERAMIC TILE	DALTILE	KEYSTONES MOSAIC	URBAN PUTTY D161	2" x 2"	GROUT: MAPEI KERACOLOR - 107 IRON
C	CONCRETE SEALER	SHERWIN WILLIAMS	H&C DECORATIVE CONCRETE SEALER	CLEAR		
BASE						
RB-1	RESILIENT BASE	VPI FLOORING	RUBBER WALL BASE	97 FAWN	4"	
CBT-1	CARPET WALL BASE	J-J INVISION	PAY DAY	1408 HIGH ROLLER	4"	
CT-3	CERAMIC WALL TILE	DALTILE	COLORWHEEL CLASSIC FLAT TOP COVE...	WHITE 0100	6" x 6"	
WALLS						
P-1	PAINT	BENJAMIN MOORE	ECO SPEC EGG SHELL	WHITE 002		
P-2	PAINT	BENJAMIN MOORE	ECO SPEC EGG SHELL	SMOKEY MOUNTAIN AC-18		
P-3	PAINT	BENJAMIN MOORE	ECO SPEC EGG SHELL	SHAKER BEIGE HC-45		
CT-1	CERAMIC WALL TILE	DALTILE	COLORWHEEL CLASSIC	WHITE 0100	3" x 6"	GROUT: MAPEI KERACOLOR - 00 WHITE
CT-2	CERAMIC WALL TILE	DALTILE	FESTIVA	WILLOW GF42	3" x 6"	GROUT: MAPEI KERACOLOR - 00 WHITE
CT-4	CERAMIC WALL TILE	DALTILE	SEMI GLOSS	ALMOND PL22	4.25" X 4.25"	GROUT: MAPEI KERACOLOR - 00 WHITE
SC-1	SPECIAL COATING	BENJAMIN MOORE	COROTECH POLYAMIDE EPOXY COATING	TINTABLE WHITE - TINT TO SHAKE...		
MILLWORK						
PLAM-1	PLASTIC LAMINATE	WILSONART	STANDARD HPL	MANITOBA MAPLE 7911		60 MATTE
PLAM-2	PLASTIC LAMINATE	WILSONART	STANDARD HPL	RIVER CHERRY 7937		38 FINE VELVET
S-1	SOLID SURFACE	LH HAUSYS	H-MACS	R118 REST		MATTE
S-2	SOLID SURFACE SINK	LH HAUSYS	H-MACS SINK BOWL 1612-AC	IVORY		
CEILING						
ACT-1	ACOUSTICAL CEILING TILE	USG	2110 RADAR BASIC ACOUSTICAL PANELS	WHITE	2' x 2'	
ACT-2	ACOUSTICAL CEILING TILE	USG	RADAR CERAMIC ACOUSTICAL PANELS	WHITE	2' x 2'	
MISC. FINISHES						
PR-1	METAL TILE TRIM	SCHLUTER	QUADEC			SATIN NICKEL ANODIZED TO FIT TILE
TS-1	METAL TRANSITION STRIP	SCHLUTER	RENO-UJ			SATIN NICKEL ANODIZED TO FIT TILE
TS-2	VINYL TRANSITION STRIP	JOHNSONITE	CTA-63-D			63 BURNT UMBER
HR-1	HANDRAIL	ACROVYN	HRB-4CN			#100 EGGSHELL
CR-1	CRASH RAIL	ACROVYN	SCR-48N			#100 EGGSHELL
CG-1	CORNER GUARDS	ACROVYN	SSM-25AN			#100 EGGSHELL

ROOM FINISH LEGEND & ABBREVIATIONS			
CG	CORNER GUARD	(AF60)	KEYNOTE
---	WALL PROTECTION	←	MATERIAL INSTALL DIRECTION
CPT	FLOOR FINISH TRANSITION		
ACT	ACOUSTICAL CEILING (TILE)		
CT	CERAMIC TILE		
GWB (SC)	GYPSUM WALLBACK SYSTEMS (SPECIAL COATING)		
LVT	LUXURY VINYL TILE		
P	PAINT		
PT	PORCELAIN TILE (FLOOR AND BASE)		
RB	RESILIENT BASE		
RES	RESINOUS EPOXY FLOORING		
RESW	RESINOUS EPOXY WALL/CEILING		
RF	RUBBER FLOORING		
S	SOLID SURFACE		
SC	SPECIAL COATING		
SP	SPECIAL FACED		
WSF	WELDED SEAM SHEET FLOORING (HEAT WELDED WITH ROD)		
NOTE: NOT ALL SYMBOLS MAY BE USED ON EACH PLAN			

Revision#	Description	Date
1	REVISION SET 1 (PREBID ADDENDUM)	07/6/2021

CONSULTANT

DUNHAM

DUNHAM
50 South Sixth Street / Suite 1100
Minneapolis, Minnesota 55402-1540
PHONE: 612.465.7550 FAX: 612.465.7551
WEB: dunhameng.com
mechanical + electrical consulting engineering

ARCHITECT/ENGINEER OF RECORD

ANDERSON

13605 1st Ave. N. #100 Plymouth, MN 55441
P 763.412.4000 | F 763.412.4090 | ae-mn.com
Anderson Engineering of Minnesota, LLC | Proj # 15451

STAMP

Project Title RENOVATE BUILDING 28 FIRST FLOOR EAST RTTP	Project Number 656-19-306
Location SAINT CLOUD, MN	Building Number 28
Phase CONSTRUCTION DOCUMENTS	Drawing Number AF600
Drawing Title MATERIAL AND ROOM FINISH SCHEDULE	Issue Date MAY 22, 2020
Checked BB/SS	Drawn MP

VA

U.S. Department of Veterans Affairs

Veterans Health Administration
St. Cloud VA Health Care System
34

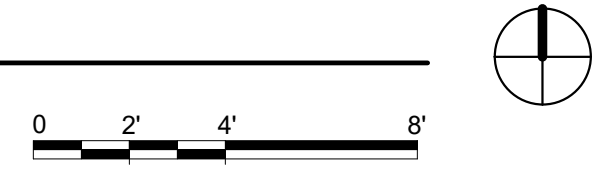
FURNITURE SCHEDULE			
Type Mark	Description	Count	Comments
B1	BED, NON-MEDICAL, SINGLE	27	
C1	CHAIR, SIDE - NON-TILTING, NO ARMS	24	
C2	DINING CHAIR	13	
C3	TASK CHAIR	2	
D1	DESK, PATIENT	24	
W1	NURSE STATION	1	
S1	STOOL	18	
T1	CABINET, BEDSIDE, DOOR, DRAWER	27	
T2	CONFERENCE TABLE	2	
W1	WARDROBE, PATIENT CLOTHING	24	

NOTE: FURNITURE SCHEDULE IS FOR REFERENCE ONLY. FURNITURE BY OWNER.



1 FIRST FLOOR FURNITURE PLAN - AREA A
1/4" = 1'-0"

DRAWING IS FOR REFERENCE ONLY. FURNITURE BY OWNER



Revision#	Description	Date
1	REVISION SET 1 (PREBID ADDENDUM)	07/6/2021

CONSULTANT

DUNHAM

DUNHAM
50 South Sixth Street / Suite 1100
Minneapolis, Minnesota 55402-1540
PHONE: 612.465.7550 FAX: 612.465.7551
WEB: dunhameng.com
mechanical + electrical consulting engineering

ARCHITECT/ENGINEER OF RECORD

ANDERSON

13605 1st Ave. N. #100 Plymouth, MN 55441
P 763.412.4000 | F 763.412.4090 | ae-mn.com
Anderson Engineering of Minnesota, LLC | Proj # 15451

STAMP

Project Title RENOVATE BUILDING 28 FIRST FLOOR EAST RTTP		Project Number 656-19-306	
Location SAINT CLOUD, MN		Building Number 28	
Phase CONSTRUCTION DOCUMENTS		Drawing Number IF111-A	
Drawing Title FIRST FLOOR FURNITURE PLAN AREA A		Issue Date MAY 22, 2020	Checked BB/SS
		Drawn MRP	

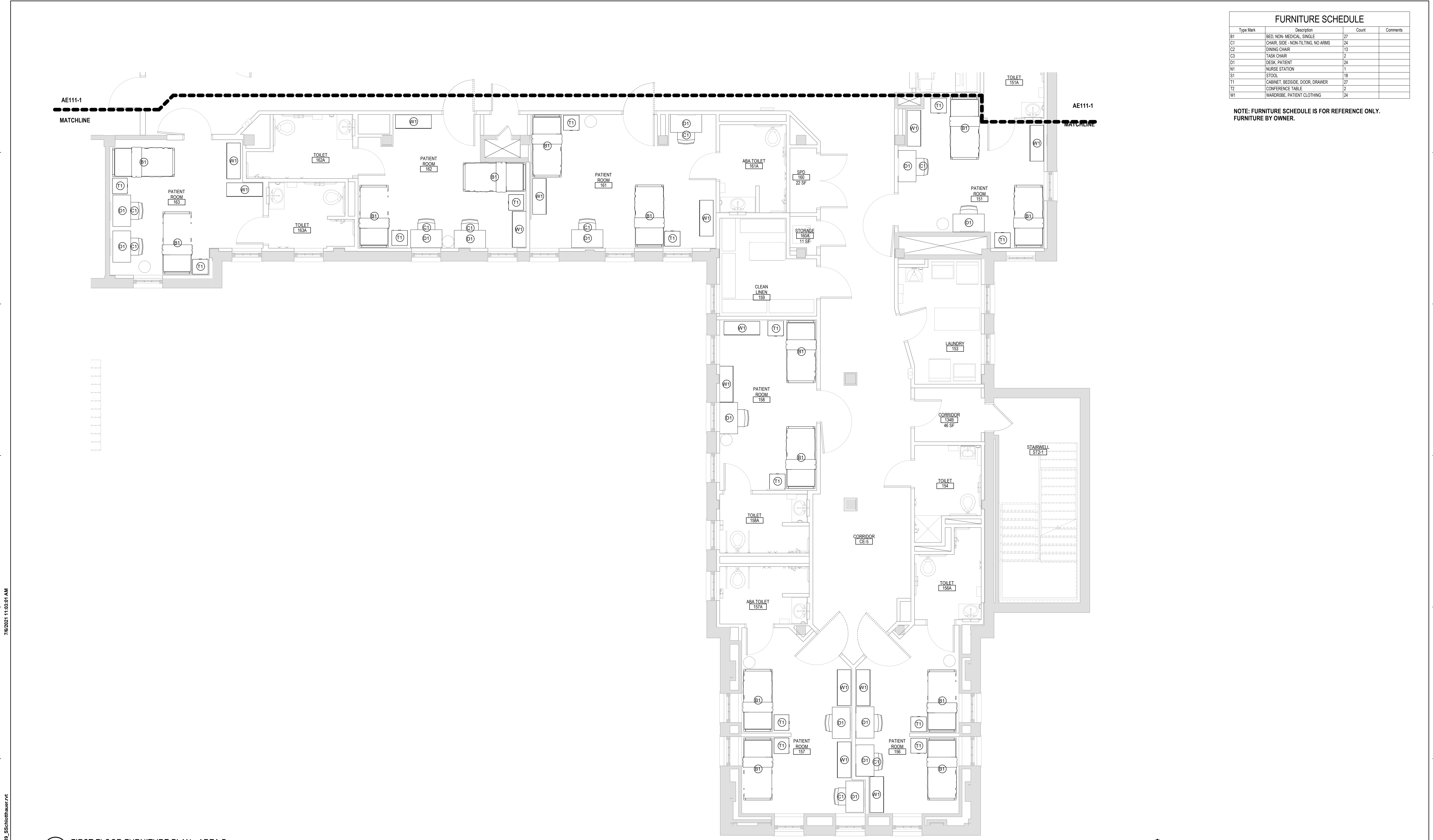
VA

U.S. Department of Veterans Affairs

Veterans Health Administration
St. Cloud VA Health Care System
36

FURNITURE SCHEDULE			
Type Mark	Description	Count	Comments
B1	BED, NON-MEDICAL, SINGLE	27	
C1	CHAIR, SIDE - NON-TILTING, NO ARMS	24	
C2	DINING CHAIR	13	
C3	TASK CHAIR	2	
D1	DESK, PATIENT	24	
N1	NURSE STATION	1	
S1	STOOL	18	
T1	CABINET, BEDSIDE, DOOR, DRAWER	27	
T2	CONFERENCE TABLE	2	
W1	WARDROBE, PATIENT CLOTHING	24	

NOTE: FURNITURE SCHEDULE IS FOR REFERENCE ONLY. FURNITURE BY OWNER.



1 FIRST FLOOR FURNITURE PLAN - AREA B
1/4" = 1'-0"

NOTE: DRAWING IS FOR REFERENCE ONLY. FURNITURE BY OWNER

Revision#	Description	Date
1	REVISION SET 1 (PREBID ADDENDUM)	07/6/2021

CONSULTANT

DUNHAM

DUNHAM
50 South Sixth Street / Suite 1100
Minneapolis, Minnesota 55402-1540
PHONE 612.465.7550 FAX 612.465.7551
WEB dunhameng.com
mechanical + electrical consulting engineering

ARCHITECT/ENGINEER OF RECORD

ANDERSON

13605 1st Ave. N. #100 Plymouth, MN 55441
P 763.412.4000 | F 763.412.4090 | ae-mn.com
Anderson Engineering of Minnesota, LLC | Proj # 15451

STAMP

Project Title RENOVATE BUILDING 28 FIRST FLOOR EAST RTTP	Project Number 656-19-306
Location SAINT CLOUD, MN	Building Number 28
Phase CONSTRUCTION DOCUMENTS	Drawing Number IF111-B
Drawing Title FIRST FLOOR FURNITURE PLAN AREA B	Issue Date MAY 22, 2020
Checked SS	Drawn MRP

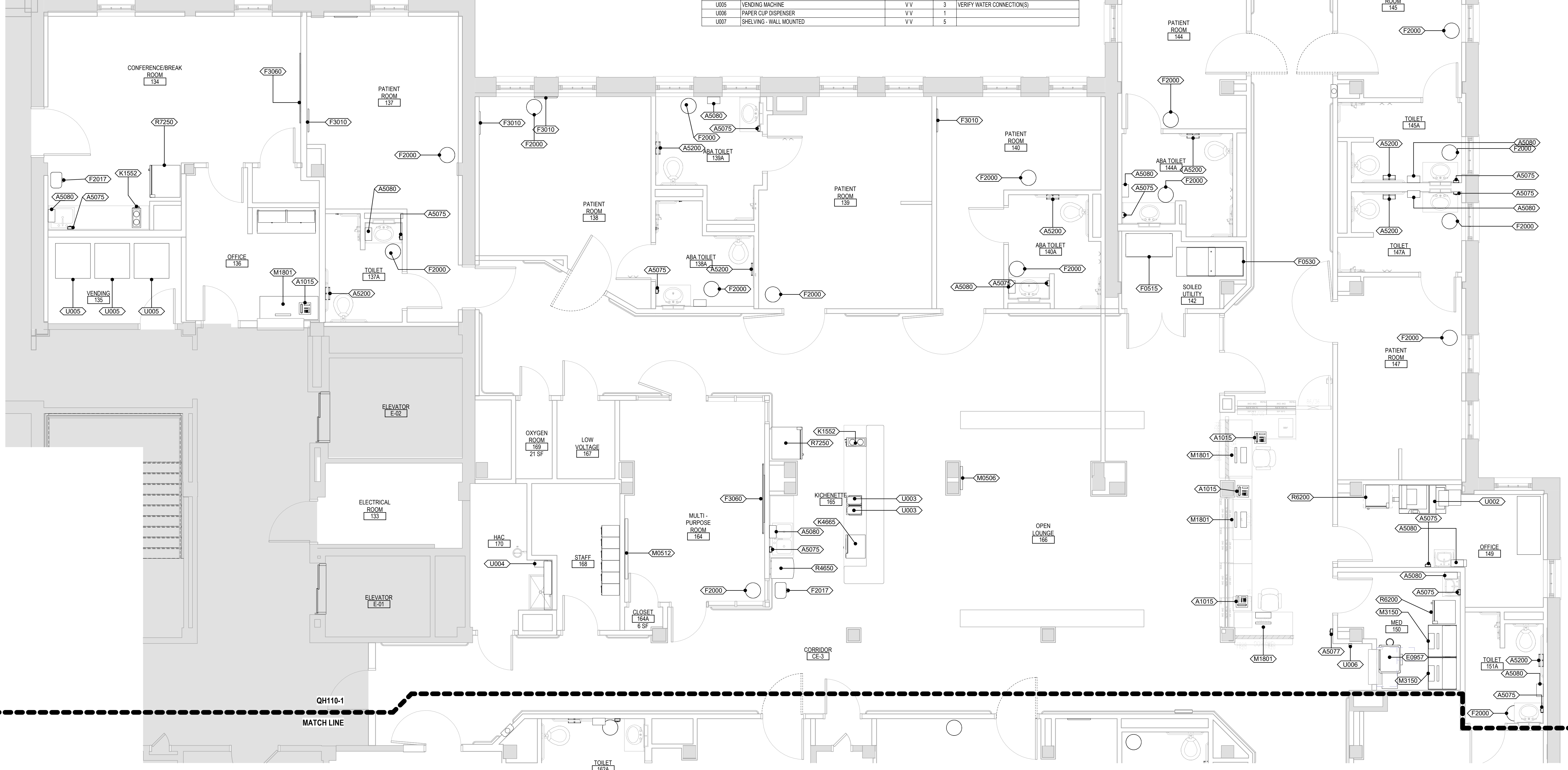
VA

U.S. Department of Veterans Affairs

Veterans Health Administration
St. Cloud VA Health Care System

EQUIPMENT #	Description	ACQUISITION CODE	QTY	Comments
A1015	TELEPHONE DESK, FULL PLEXTEL	V/V	21	
A5075	DISPENSER, SOAP	V/V	21	
A5077	DISPENSER, HAND SANITIZER, HANDS FREE	V/V	1	VA TO VERIFY NUMBER AND LOCATIONS
A5080	DISPENSER, PAPER TOWEL	CC	24	
A5200	DISPENSER, TOILET TISSUE	V/V	16	VERIFY BLOCKING REQ'D AND LOCATIONS WITH VA
B-239	SHLF, UTILITY/WIPER/BOOM HOLDERS, SS, SURF MOUNTED	CC	1	
C-267	CASH MEDICATION MOBILE	V/V	1	
F-217	CHIT, SUGAR LINER	V/V	2	
F0530	TRASH CART	V/V	1	
F0780	WORK TABLE	V/V	1	
F2000	BASKET, WASTEPAPER	V/V	29	
F2017	WASTE RECEPTACLE, 24 GAL	V/V	2	
F3010	TACKBOARD	V/V	19	IN PATIENT ROOMS WITHOUT DIVIDER PANEL
F3900	WHITEBOARD, PROJECTION SCREEN COMBINATION	V/V	2	VERIFY BLOCKING REQ'D AND LOCATIONS WITH VA
K1552	BREWER, COFFEE	V/V	2	REQUIRES WATER CONNECTION
K4665	MICROWAVE OVEN	V/V	1	
M5056	TELEVISION, FLAT SCREEN	V/V	1	VERIFY BLOCKING REQ'D AND LOCATIONS WITH VA
M5057	TELEVISION, FLAT SCREEN, LARGE	V/V	1	VERIFY BLOCKING REQ'D AND LOCATIONS WITH VA
M1801	COMPUTER MONITOR	V/V	32	
M2300	WASHER, CLOTHES, AUTOMATIC	V/V	2	VERIFY CONNECTIONS REQUIRED
M2400	DRYER, CLOTHES, AUTOMATIC	V/V	2	VERIFY CONNECTIONS REQUIRED
M3150	DISTRIBUTION SYSTEM, MEDICATION, AUTOMATIC	V/V	2	
R4650	ICE MAKER, FLAKED, WITH DISPENSER	V/V	1	
R6200	REFRIGERATOR, MEDICATION	V/V	4	
R7250	REFRIGERATOR-FREEZER, 20 CUBIC FEET	V/V	2	
U001	MEDICATION MAILBOX	R	1	
U002	BIZHUB	V/V	1	
U003	JUICE DISPENSER	V/V	2	REQUIRES WATER CONNECTION
U004	CHEMICAL DISPENSER	V/V	1	R/HAC
U005	VENDING MACHINE	V/V	3	VERIFY WATER CONNECTION(S)
U006	PAPER CUP DISPENSER	V/V	1	
U007	SHELVING - WALL MOUNTED	V/V	5	

VA ACQUISITION CODE LEGEND	
CONTRACTOR FURNISHED AND INSTALLED	CC
VA FURNISHED - CONTRACTOR INSTALLED	VC
VA FURNISHED AND INSTALLED	VV
VA FURNISHED - CONTRACTOR INSTALLED WITH CONSTRUCTION FUNDS	VO(CF)
VA FURNISHED - VA INSTALLED WITH CONSTRUCTION FUNDS	VO(CF)
RELOCATED	R



1 FIRST FLOOR EQUIPMENT PLAN - AREA A
1/4" = 1'-0"



Revision#	Description	Date:
1	REVISION SET 1 (PREBID ADDENDUM)	07/6/2021

CONSULTANT

DUNHAM

DUNHAM
50 South Sixth Street / Suite 1100
Minneapolis, Minnesota 55402-1540
PHONE: 612.465.7550 FAX: 612.465.7551
WEB: dunhameng.com
mechanical + electrical consulting engineering

ARCHITECT/ENGINEER OF RECORD

AST

ARCHITECT/ENGINEER OF RECORD

ANDERSON

13605 1st Ave. N. #100 Plymouth, MN 55441
P 763.412.4000 | F 763.412.4090 | ae-mn.com
Anderson Engineering of Minnesota, LLC | Proj # 15451

STAMP

Project Title
RENOVATE BUILDING 28
FIRST FLOOR EAST RTPT

Location
SAINT CLOUD, MN

Phase
CONSTRUCTION DOCUMENTS

Drawing Title
FIRST FLOOR EQUIPMENT PLAN
AREA A

Issue Date
MAY 22, 2020

Checked
SS

Drawn
MP

Project Number
656-19-306

Building Number
28

Drawing Number
QH111-A

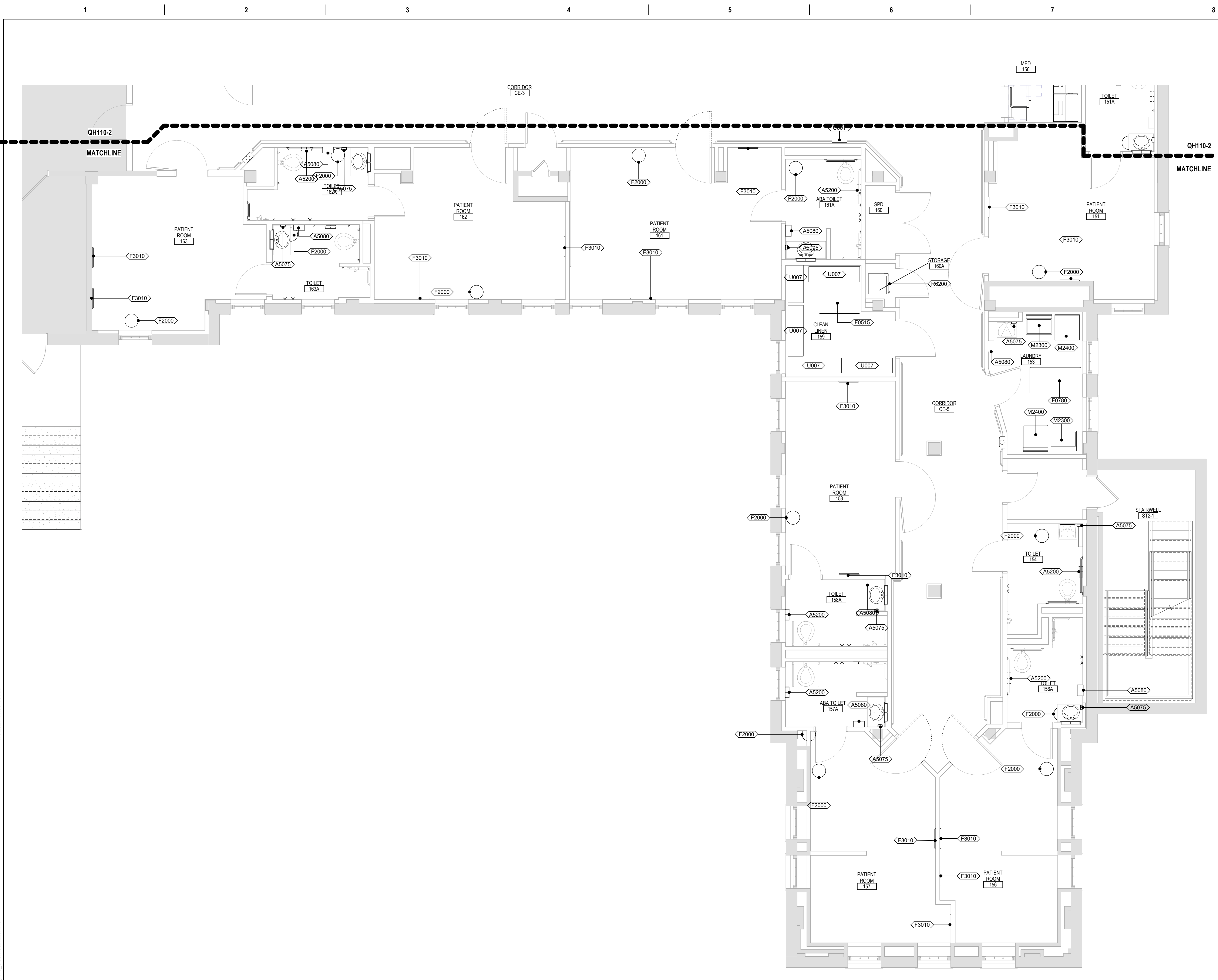
VA

U.S. Department of Veterans Affairs

Veterans Health Administration
St. Cloud VA Health Care System
37

VA ACQUISITION CODE LEGEND		
CONTRACTOR FURNISHED AND INSTALLED		CC
VA FURNISHED - CONTRACTOR INSTALLED		VC
VA FURNISHED AND INSTALLED		VV
VA FURNISHED - CONTRACTOR INSTALLED WITH CONSTRUCTION FUNDS		VOICF
VA FURNISHED - VA INSTALLED WITH CONSTRUCTION FUNDS		VVICF
RELOCATED		R

EQUIPMENT SCHEDULE				
EQUIPMENT #	Description	ACQUISITION CODE	QTY	Comments
A1015	TELEPHONE, DESK - MULTIPLE LINE	VV	27	
A5075	DISPENSER, SOAP	VV	21	
A5077	DISPENSER, HAND SANITIZER, HANDS FREE	VV	1	VA TO VERIFY NUMBER AND LOCATIONS
A5080	DISPENSER, PAPER TOWEL	CC	24	
A5200	DISPENSER, TOILET TISSUE	VV	16	VERIFY BLOCKING REQ'D AND LOCATIONS WITH VA
B-239	SHelf, UTILITY/MOP/BOOM HOLDERS, SS, SURF MOUNTED	CC	1	
E0957	CART, MEDICATION, MOBILE	VV	1	
F0115	CART, SUPPLY, LINEN	VV	2	
F0530	TRASH CART	VV	1	
F0780	WORK TABLE	VV	1	
F2000	BASKET, WASTEPAPER	VV	29	
F2017	WASTE RECEPTACLE, 24 GAL	VV	2	
F3010	TACKBOARD	VV	19	IN PATIENT ROOMS WITHOUT DIVIDER PANEL
F3060	WHITESBOARD, PROJECTION SCREEN COMBINATION	VV	2	VERIFY BLOCKING REQ'D AND LOCATIONS WITH VA
K1552	BREWER, COFFEE	VV	2	REQUIRES WATER CONNECTION
M4665	MICROWAVE OVEN	VV	1	
M5056	TELEVISION, FLAT SCREEN	VV	1	VERIFY BLOCKING REQ'D AND LOCATIONS WITH VA
M5912	TELEVISION, FLAT SCREEN, LARGE	VV	1	VERIFY BLOCKING REQ'D AND LOCATIONS WITH VA
M1801	COMPUTER INFLAT PANEL MONITOR	VV	33	
M2300	WASHER, CLOTHES, AUTOMATIC	VV	2	VERIFY CONNECTIONS REQUIRED
M2400	DRYER, CLOTHES, AUTOMATIC	VV	2	VERIFY CONNECTIONS REQUIRED
M5150	DISTRIBUTION SYSTEM, MEDICATION, AUTOMATIC	VV	2	
R4650	ICE MAKER, FLAMED, WITH DISPENSER	VV	1	
R6200	REFRIGERATOR, MEDICATION	VV	4	
R7250	REFRIGERATOR-FREEZER, 20 CUBIC FEET	VV	2	
U001	MEDICATION MAILBOX	R	1	
U002	BIZHUB	VV	1	
U003	JUICE DISPENSER	VV	2	REQUIRES WATER CONNECTION
U004	CHEMICAL DISPENSER	VV	1	IN HAC
U005	VENDING MACHINE	VV	3	VERIFY WATER CONNECTION(S)
U006	PAPER CUP DISPENSER	VV	1	
U007	SHELVING - WALL MOUNTED	VV	5	



1 FIRST FLOOR EQUIPMENT PLAN
1/4" = 1'-0"

Revision#	Description	Date:

CONSULTANT

DUNHAM

DUNHAM
50 South Sixth Street / Suite 1100
Minneapolis, Minnesota 55402-1540
PHONE: 612.465.7550 FAX: 612.465.7551
WEB: dunhameng.com
mechanical + electrical consulting engineering

ARCHITECT/ENGINEER OF RECORD

ANDERSON

13605 1st Ave. N. #100 Plymouth, MN 55441
P 763.412.4000 | F 763.412.4090 | ae-mn.com
Anderson Engineering of Minnesota, LLC | Proj # 15451

STAMP

Project Title RENOVATE BUILDING 28 FIRST FLOOR EAST RTTP		Project Number 656-19-306	
Location SAINT CLOUD, MN		Building Number 28	
Phase CONSTRUCTION DOCUMENTS		Drawing Number QH111-B	
Drawing Title FIRST FLOOR EQUIPMENT PLAN AREA B		Issue Date MAY 22, 2020	Checked SS
		Drawn MRP	

VA

U.S. Department of Veterans Affairs

Veterans Health Administration
St. Cloud VA Health Care System