

TOILET, GENERAL (TNP01)  
DISCLAIMER

Plot Date: 6/28/2018 1:27:32 PM

SKETCH TITLE



SCALE:

**DISCLAIMER:**

ROOM TEMPLATES ARE A CRITICAL COMPONENT TO VA TECHNICAL INFORMATION LIBRARY (TIL) WHICH PROVIDES STANDARDS FOR ALL VA PLANNING, DESIGN, AND CONSTRUCTION PROJECTS. ROOM TEMPLATES ARE DEPARTMENT AND ROOM ALIGNED CRITERIA DESCRIBING SPACE, ROOM CONTENTS, AND OTHER TECHNICAL REQUIREMENTS FOR THE DEVELOPMENT OF VA PROJECTS. ROOM TEMPLATES COMMUNICATE THE BASIS OF DESIGN (BOD) AND ARE REQUIRED TO BE UTILIZED BY PROJECT TEAMS WORKING ON NEW CONSTRUCTION AND RENOVATIONS OF EXISTING FACILITIES. THE MATERIAL CONTAINED IN THE ROOM TEMPLATE CONSTITUTES A STANDARD FOR VA PLANNING, DESIGN, AND CONSTRUCTION. ANY SUBSTANTIAL VARIANCE FROM STANDARDS SHALL BE CONSIDERED ONLY AS REQUIRED TO ACCOMMODATE SPECIFIC SITE, FUNCTIONAL, AND OPERATIONAL CONDITIONS. EACH SUBSTANTIAL VARIANCE SHALL HAVE A BASIS OF RATIONALE AND BE DOCUMENTED IN THE PROJECT RECORD.

CLINICIANS, PROVIDERS, PRIMARY USERS, AND OTHER STAKEHOLDERS SHALL BE INVOLVED IN PROJECT SPECIFIC DEVELOPMENT OF ROOM TEMPLATES AND BIM TEST-FITS TO BEST ADAPT STANDARDS FOR SPECIFIC FUNCTIONAL, OPERATIONAL , AND SITE CONDITIONS AND TO PROVIDE OPTIMUM SERVICES ENVIRONMENTS FOR VETERANS. STAKEHOLDER INVOLVEMENT AND REQUIREMENTS SHALL BE DOCUMENTED IN THE PROJECT RECORD.

ROOM TEMPLATES ARE NOT PROJECT-SPECIFIC. SITE SPECIFIC ISSUES MUST BE ADDRESSED WITH THE CONTEXT OF VA STANDARDS AND APPLIED TO EACH INDIVIDUAL PROJECT. USE OF THIS ROOM TEMPLATE DOES NOT PRECLUDE THE NEED FOR , NOR ABSOLVE PLANNERS, DESIGNERS, AND CONSTRUCTORS OF THEIR RESPONSIBILITY TO PROVIDE COMPLETE, FUNCTIONAL, SAFE, AND SECURE DESIGNS SUITED TO THE UNIQUE REQUIREMENTS OF EACH PROJECT.

EQUIPMENT AND SYSTEMS ARE SHOWN IN AN ILLUSTRATIVE, PERFORMANCE-BASED FORMAT AND ARE NOT INTENDED TO DEPICT, SUGGEST, OR OTHERWISE CONSTITUTE ENDORSEMENT OF ANY SPECIFIC PRODUCT OR MANUFACTURER. MANUFACTURERS SHOULD BE CONSULTED FOR ACTUAL DIMENSIONS, CONFIGURATIONS, AND UTILITY REQUIREMENTS.








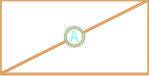














# TOILET, GENERAL (TNPG1) LEGEND

Plot Date: 6/28/2018 1:27:35 PM

SKETCH TITLE

SCALE: 1/4" = 1'-0"



ROOM NAME (ROOM CODE) AREA NSF	ROOM TAG	JSN# Type Comments	EQUIPMENT JSN NUMBER & NAME		ELEVATION REFERENCE
	CENTERLINE		OVERHEAD LINES		CLEARANCE LINES
	2X2 ACOUSTIC CEILING SYSTEM		COMPOUND CEILING, GYPSUM BOARD ON METAL STUD		SPRINKLER HEAD
	2X4 TROFFER LIGHT FIXTURE		2X2 TROFFER LIGHT FIXTURE		RECESSED CAN LIGHT FIXTURE
	EXHAUST REGISTER		RETURN REGISTER		SUPPLY DIFFUSER
	SINGLE SWITCH		MULTIPLE SWITCH (SUBSCRIPT INDICATES QUANTITY)		DIMMER SWITCH
	WALL-MOUNTED DATA OUTLET		WALL-MOUNTED DUPLEX OUTLET		WALL-MOUNTED QUADRAPLEX OUTLET
	FLOOR-MOUNTED DATA OUTLET		FLOOR-MOUNTED DUPLEX OUTLET		FLOOR-MOUNTED QUADRAPLEX OUTLET

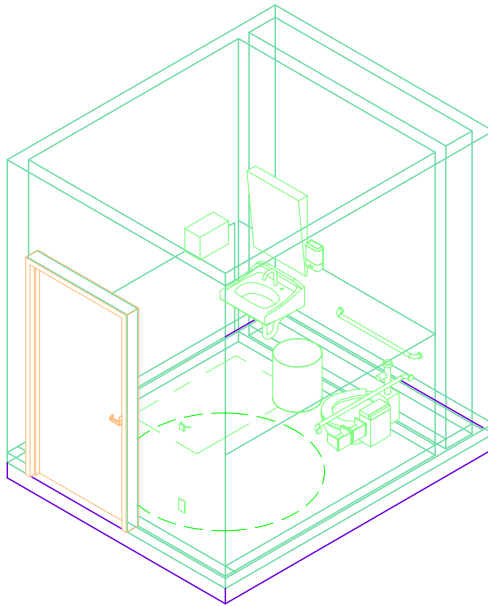
**DISCLAIMER:** ROOM TEMPLATES ARE GRAPHICAL REPRESENTATIONS OF SELECTED ROOM TYPES THAT ILLUSTRATE VA PLANNING REQUIREMENTS FOR SPACE, ROOM CONTENTS, AND ROOM SPECIFIC ENGINEERING SYSTEMS. THEY PROVIDE TYPICAL CONFIGURATIONS, PLANNING CRITERIA, AND GENERAL TECHNICAL GUIDANCE, AND ARE NOT INTENDED TO BE PROJECT SPECIFIC REQUIREMENTS.

# TOILET, GENERAL (TNP G1) AXONOMETRIC

Plot Date: 6/28/2018 1:27:37 PM

SKETCH TITLE

SCALE:

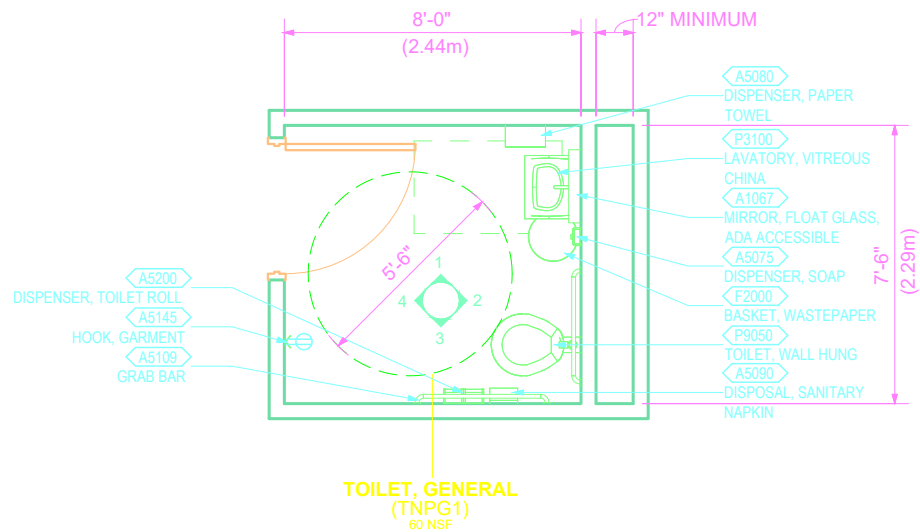


# TOILET, GENERAL (TNPG1) FLOOR PLAN (60 NSF / 5.57 NSM)

Plot Date: 6/28/2018 1:27:40 PM

SKETCH TITLE

SCALE: 1/4" = 1'-0"



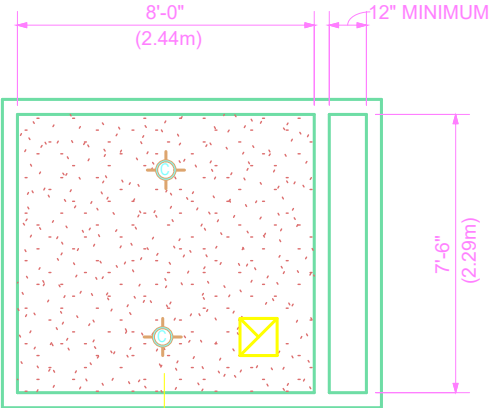

**DISCLAIMER:** ROOM TEMPLATES ARE GRAPHICAL REPRESENTATIONS OF SELECTED ROOM TYPES THAT ILLUSTRATE VA PLANNING REQUIREMENTS FOR SPACE, ROOM CONTENTS, AND ROOM SPECIFIC ENGINEERING SYSTEMS. THEY PROVIDE TYPICAL CONFIGURATIONS, PLANNING CRITERIA, AND GENERAL TECHNICAL GUIDANCE, AND ARE NOT INTENDED TO BE PROJECT SPECIFIC REQUIREMENTS.

TOILET, GENERAL (TNPG1)  
REFLECTED CEILING PLAN

Plot Date: 6/28/2018 1:27:42 PM

SKETCH TITLE

SCALE: 1/4" = 1'-0"



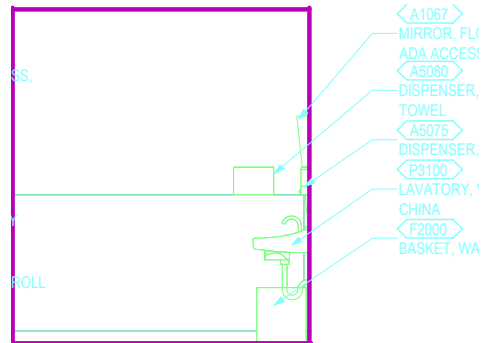
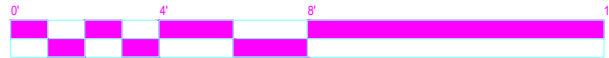
TOILET, GENERAL  
(TNPG1)  
60 NSF

# TOILET, GENERAL (TNPG1) ELEVATIONS

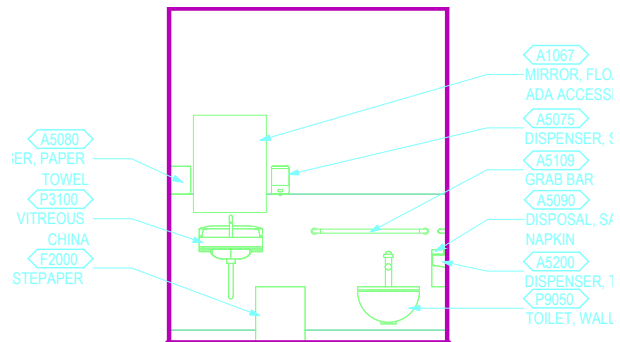
Plot Date: 6/28/2018 1:27:45 PM

SKETCH TITLE

SCALE: 1/4" = 1'-0"



ELEVATION 1



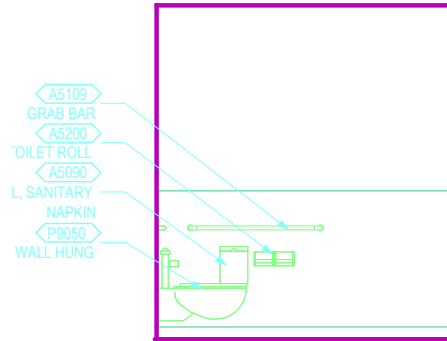
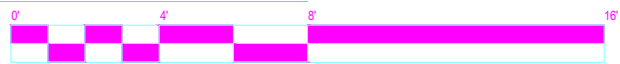
ELEVATION 2

# TOILET, GENERAL (TNPG1) ELEVATIONS

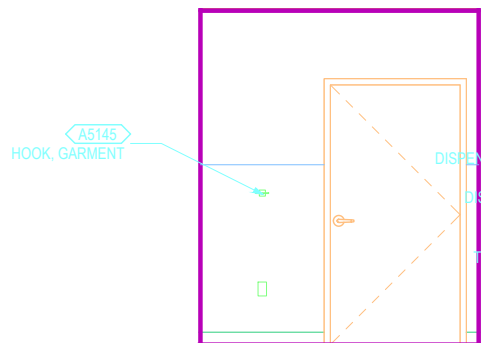
Plot Date: 6/28/2018 1:27:47 PM

SKETCH TITLE

SCALE: 1/4" = 1'-0"



ELEVATION 3




ELEVATION 4

TOILET, GENERAL (TNPG1)  
ROOM DATA

Plot Date: 6/28/2018 1:27:50 PM

SKETCH TITLE



SCALE:

Ceiling Type:	AT
Ceiling Height:	9'-0" (2700mm)
Ceiling Finish:	--
Wall Finish:	m: GWB f:P
Wainscot:	CT; PT at 4' - 0"
Base:	m: PT ; RES at h: 4" (100mm) (Note 2)
Floor Finish:	PT ; RES (Note 2)
Slab Depression:	3" (75mm)
Sound Protection:	STC 40
Doors:	m:Wood t:19 (Note 1) s:U
Special Requirement:	--

Notes:

Ref. Door Type Detail #SD080000-01 for door types

Ref. Door Sizes Detail #SD080000-02 for door sizes

1) 40 STC rated acoustical door

2) Ref. PG-18-14 Notes 7 and 74

General Requirement: Lighting system design shall be based on the guidance of applicable Illuminating Engineering Society North America (IESNA) Standards.

Luminaire Type: Design in accordance with project requirements.

Special Requirement: --

Notes:

Electrical system design to comply with the latest NFPA 70 and 99

Design in accordance with project requirements.

Normal Power: Connect to receptacles and equipment

Emergency Power: --

Special Requirement: --

Notes:

Data:	--
Telephone:	--
Cable Television:	--
Duress Alarm:	--
Electronic Access and Door Control:	--
Intercom:	--
Motion Intrusion Detection (MID):	--
Nurse Call:	--
Code Blue:	--
Public Address:	--
Security Surveillance Television (SSTV):	--
VA Satellite TV:	--
Video Teleconferencing (VTEL):	--
Special Requirement:	--
Notes:	

Design in accordance with project requirements.

Cold Water: Yes

Hot Water: Yes

Drain: Yes

Reagent Grade Water: --

Medical Air: --

Medical Vacuum: --

Oxygen: --

Special Requirement: --

Notes:

Refer to HVAC Design Manual.

Design in accordance with project requirements.

Refer to the current version of PG-18-10 Chapter 6 Table 5 --

"Mechanical Room Data Sheets" for room temperatures, humidity range, room air change requirements, and pressurization

Notes:

Design in accordance with project requirements.

Alarm Detection: --

Alarm Annunciator: --

Sprinkler: Recessed pendant, center of tile

Notes:

**DISCLAIMER:** ROOM TEMPLATES ARE GRAPHICAL REPRESENTATIONS OF SELECTED ROOM TYPES THAT ILLUSTRATE VA PLANNING REQUIREMENTS FOR SPACE, ROOM CONTENTS, AND ROOM SPECIFIC ENGINEERING SYSTEMS. THEY PROVIDE TYPICAL CONFIGURATIONS, PLANNING CRITERIA, AND GENERAL TECHNICAL GUIDANCE, AND ARE NOT INTENDED TO BE PROJECT SPECIFIC REQUIREMENTS.