

GENERAL SITE PLAN NOTES:

- A. SEE MECHANICAL AND ELECTRICAL PLANS FOR ADDITIONAL INFORMATION.
B. SEE MECHANICAL AND ELECTRICAL PLANS FOR LOCATIONS OF ROSE BIBS AND EXTERIOR OUTLETS.

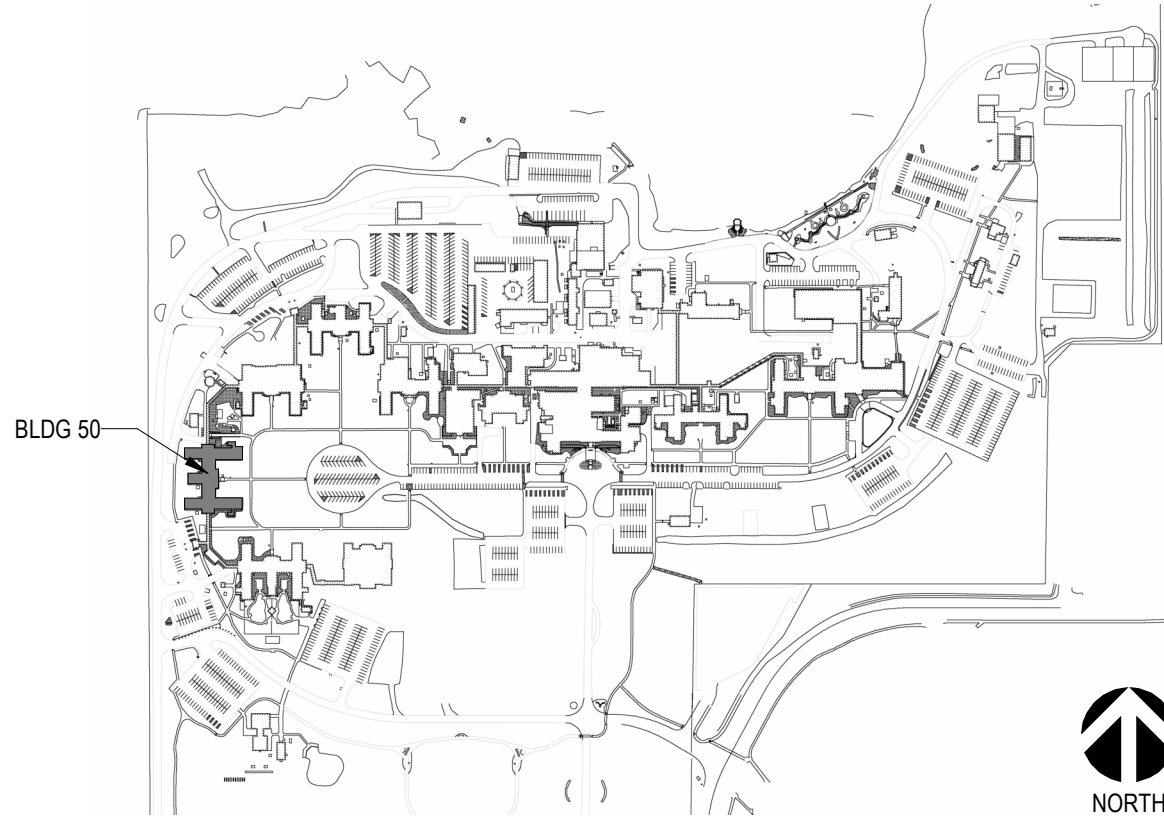
SGA KEYNOTES

KEY VALUE	KEYNOTE TEXT
1.05	1 HR RATED TEMPORARY PARTITION BARRIER WITH PASSAGE TO BE ERRECTED AND REMAIN IN PLACE THROUGH COMPLETION OF PHASE OF WORK. SEE DETAILS B1/G1002 & D1/G1002 & SPECIFICATIONS FOR INSTALLATION REQUIREMENTS.
1.05A	TEMPORARY PARTITION BARRIER TO REMAIN IN PLACE THROUGH COMPLETION OF NEW DOOR & FRAME INSTALLATION. AT THE COMPLETION OF THE INSTALLATION OF NEW DOOR & FRAME, DOOR TO REMAIN LOCKED AND UNUSED THROUGH COMPLETION OF PHASE OF WORK.
1.06	ACCESS TRAVEL PATH.
1.06A	ALWAYS PRESERVE CODE REQUIRED EGRESS PATH.
1.07	TEMPORARY 7'-0" HIGH CONSTRUCTION SITE FENCING. TO REMAIN IN PLACE UNTIL MECHANICAL EQUIPMENT WORK IS COMPLETE.
1.10	7'-0" HIGH CHAIN LINK FENCE WITH 6'-0" GATE.
3.10A	4" CONCRETE SLAB.
3.10C	4" CONCRETE SLAB. EXTEND TO EXISTING SIDEWALK.
22.14	MANHOLE COVERS FOR GREASE INTERCEPTOR BELOW
23.01	AIR HANDLING UNIT. SEE MECHANICAL
23.03	PCU BLOWER FAN. SEE MECHANICAL

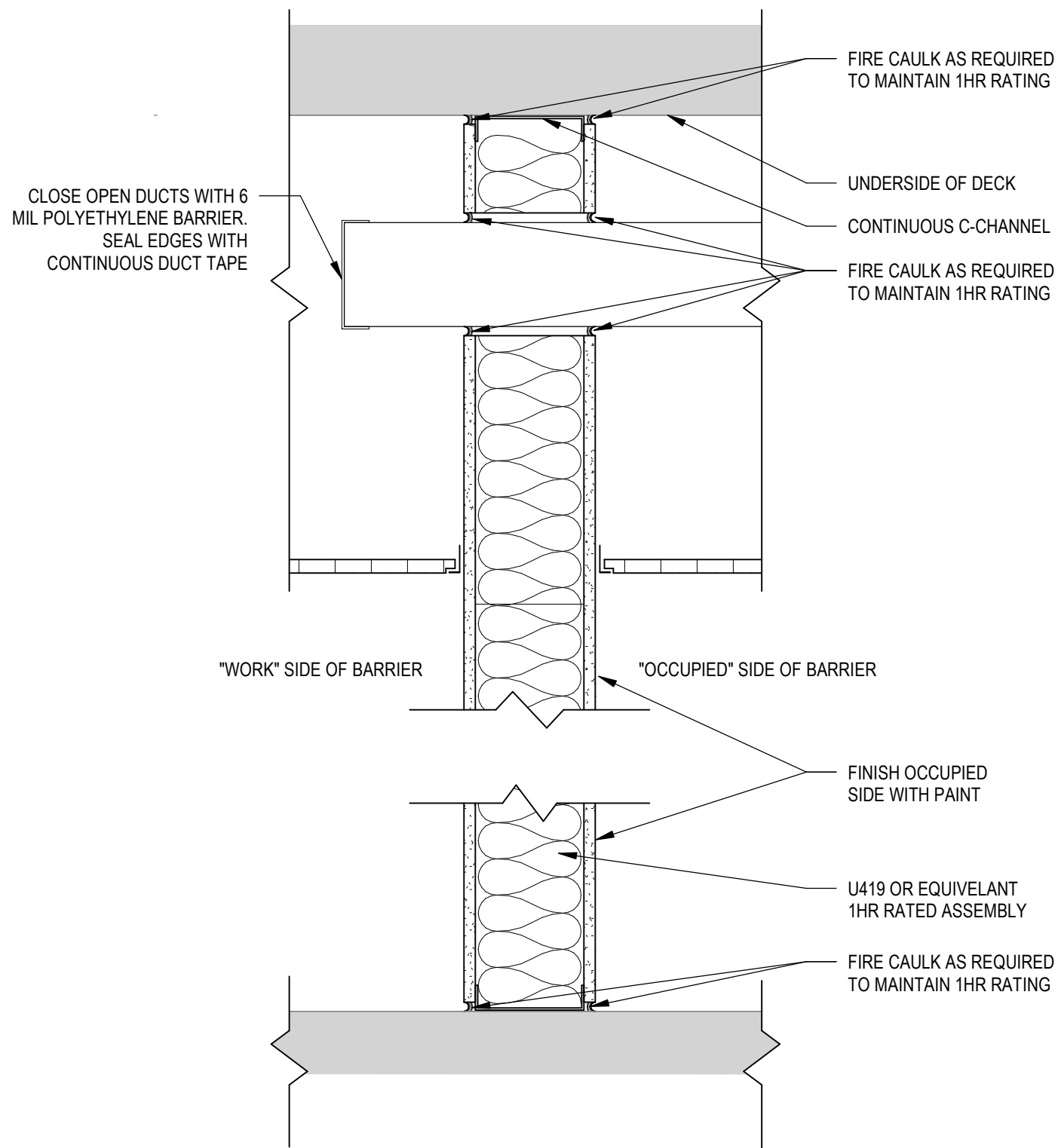
SCOPE OF WORK PHASING PLAN

- PHASE 1
PHASE 2

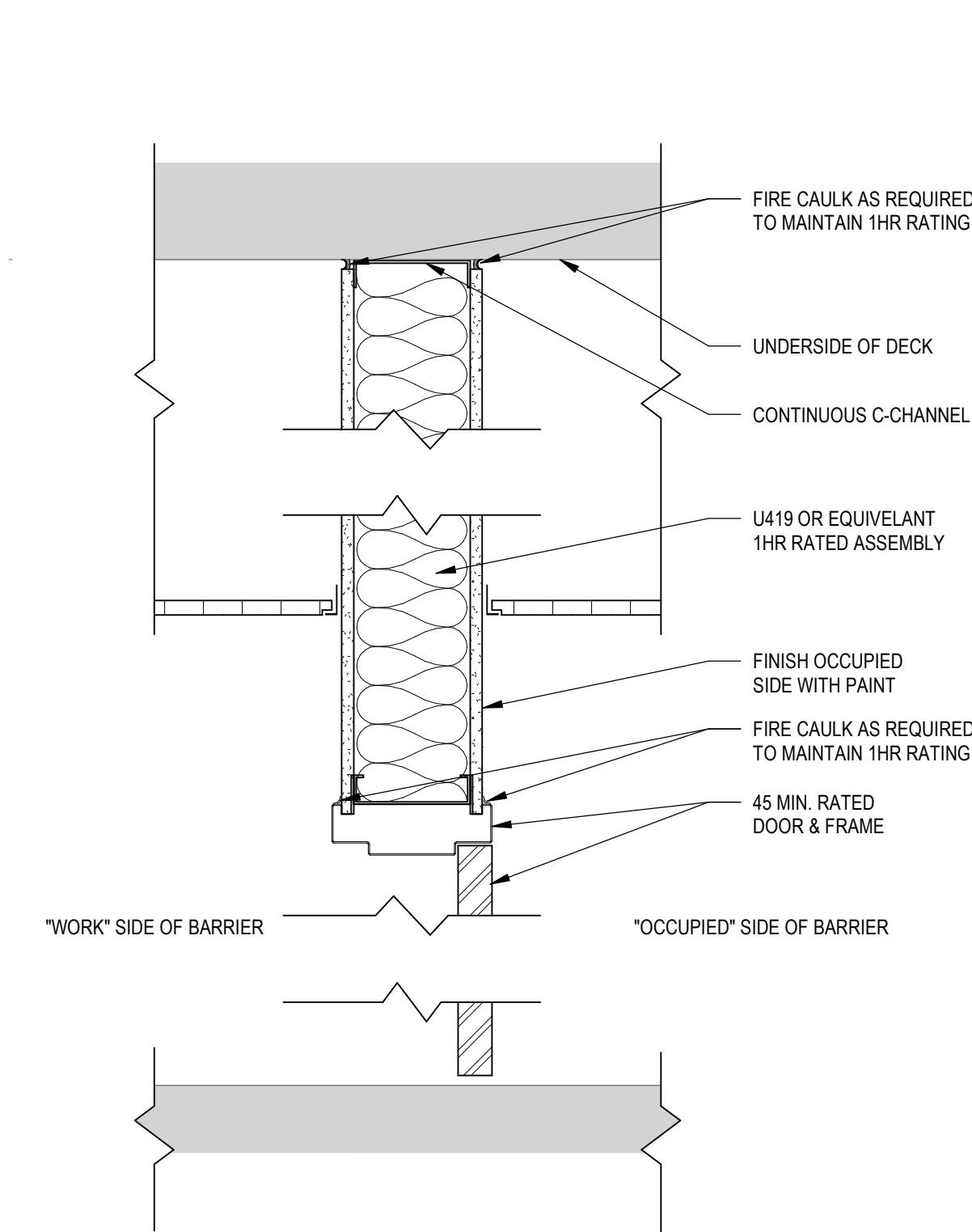
KEY PLAN



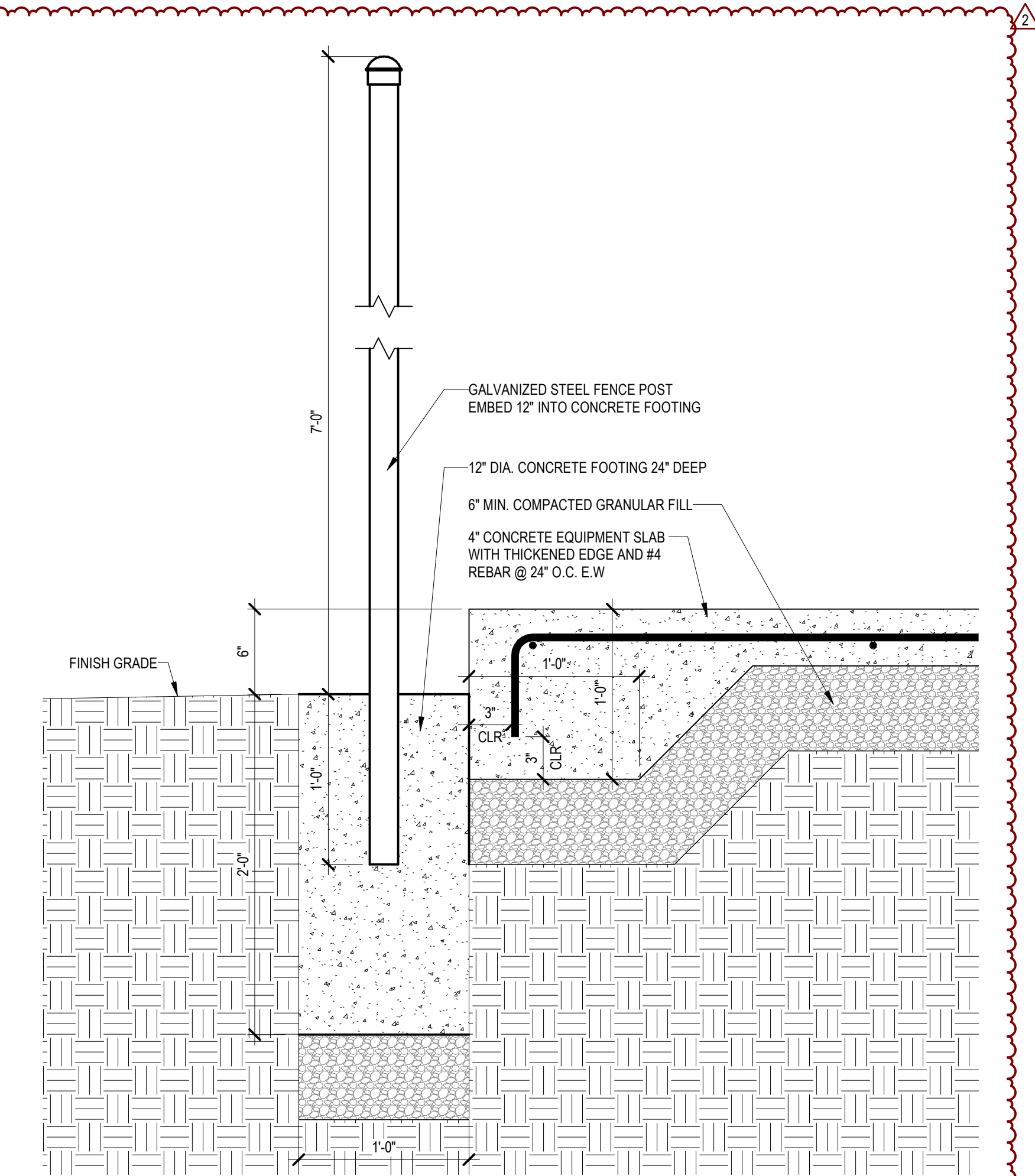
B1 TYP. TEMPORARY BARRIER SECTION
1 1/2" = 1'-0"




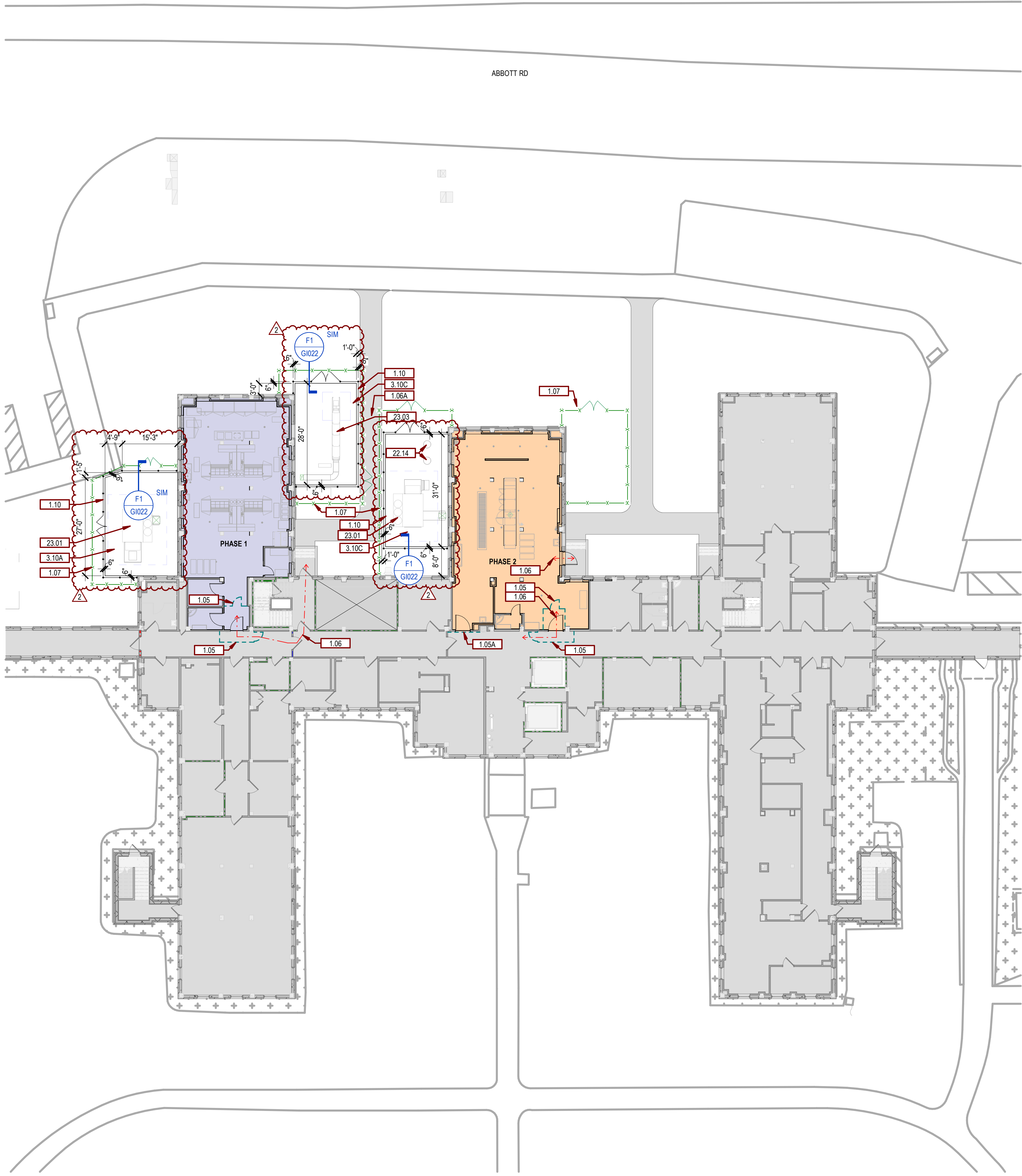
B3 TYP. TEMPORARY BARRIER SECTION @ DOOR
1 1/2" = 1'-0"



F1 DETAIL - THICKENED SLAB EDGE/FENCE POST
1 1/2" = 1'-0"



F5 SITE / PHASING / ICRA PLAN
1/16" = 1'-0"



Revision#	Description	Date
2	ADDENDUM 1	01-26-2025
1	100% CONSTRUCTION DOCUMENTS	09-29-2025

CONSULTANTS
MECHANICAL, ELECTRICAL, PLUMBING:
DUNHAM
50 SOUTH SIXTH STREET
SUITE 1100
MINNEAPOLIS, MN 55402
612-465-7550
P.O.C.: JASON GOTWALTT (M)
BEN ZURN (E)



ARCHITECT OF RECORD
A/E:
STONE GROUP ARCHITECTS
600 E 7TH STREET
SIOUX FALLS, SD 57103
605-271-1144
P.O.C.: JESSE KLANKOWSKI
STONE GROUP ARCHITECTS

STAMP

APPROVED: SAFETY MANAGER	DATE:	APPROVED: PROJECTS SECTION MANAGER	DATE:	APPROVED: HEALTH CARE DIRECTOR	DATE:
APPROVED: SERVICE LINE DIRECTOR	DATE:	APPROVED: DIRECTOR FMS	DATE:	APPROVED: ASSOCIATE HEALTH CARE DIRECTOR	DATE:
APPROVED: GEMS COORDINATOR	DATE:	APPROVED: INFECTION CONTROL NURSE	DATE:	APPROVED: CHIEF OF STAFF	DATE:
APPROVED: CHIEF OF POLICE	DATE:	APPROVED: PATIENT SAFETY	DATE:	APPROVED: PROJECT COR	DATE:

Project Title	REPAIR BUILDING 50 BASEMENT KITCHEN
Location	SAINT CLOUD, MN
Phase	100% CONSTRUCTION DOCUMENTS
Drawing Title	SITE / PHASING PLAN
Issue Date	09-30-2025
Checked	JK
Drawn	DT

Project Number	VAF 656-20-130
Building Number	50
Drawing Number	G1022



U.S. Department of Veterans Affairs
Veterans Health Administration
St. Cloud VA Health Care System

DOOR SCHEDULE										
DOOR #	DOOR			FRAME			RATING	HDWR		REMARKS
	WIDTH	HEIGHT	TYPE	MATERIAL	TYPE	MATERIAL				
7	3'-6"	7'-0"	CV	HM	F1	HM	6 1/2"	30 MIN	4S	
7A	3'-6"	7'-0"	FP	HM	F1	HM	5 7/8"		5F	
7B	3'-6"	7'-0"	FP	HM	F1	HM	5 7/8"		5F	
7C	2'-6"	7'-0"	FP	HM	F1	HM	5 7/8"		3E	
10.1	4'-0"	7'-0"	CV	HM	F1	HM	6 1/2"	30 MIN	4S	
10.2	3'-6"	7'-0"	CV	HM	F1	HM	5 7/8"		4S	
10A	2'-6"	7'-0"	FP	HM	F1	HM	5 7/8"		5F	
10B	4'-0"	7'-0"	CV	HM	F1	HM	6 1/2"	30 MIN	4S	

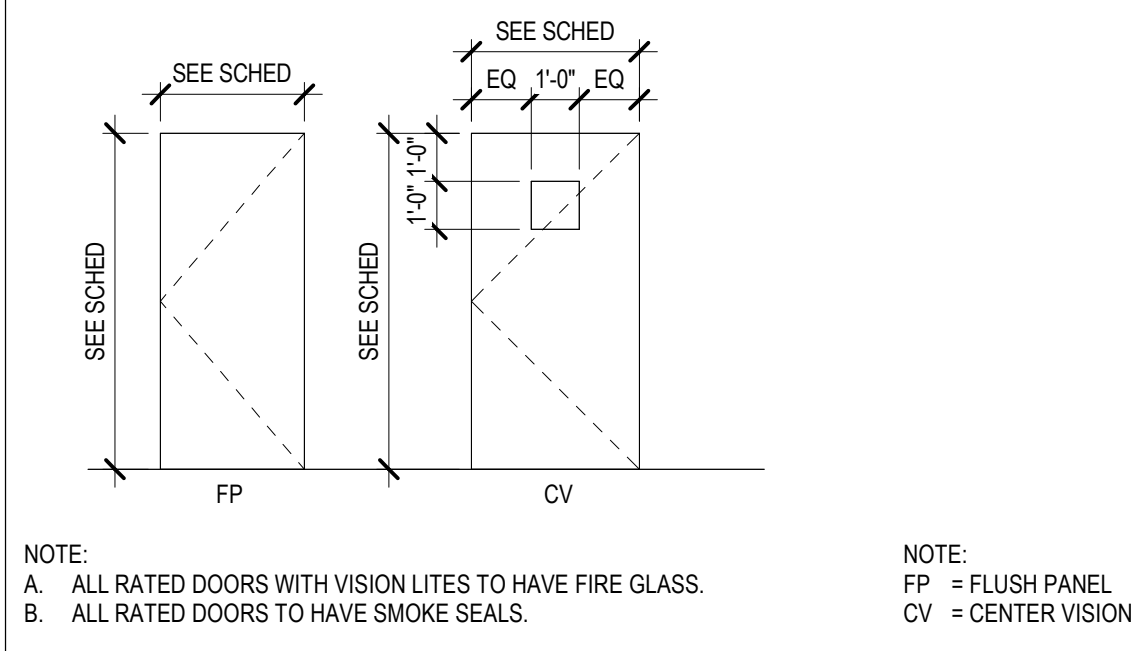
GENERAL DOOR AND WINDOW NOTES:

- A. PROVIDE GLAZING AS REQUIRED BY 2015 IBC.
B. VERIFY ALL DOOR AND WINDOW OPENINGS WITH MANUFACTURER.
C. PROVIDE ADA APPROVED LEVER TYPE HARDWARE FOR ALL DOORS UNLESS OTHERWISE NOTED (U.O.N.).
D. PROVIDE 1" INSULATED GLASS FOR ALL EXTERIOR GLAZING AND 1/4" GLASS FOR ALL INTERIOR GLAZING.
E. WHERE THRESHOLDS ARE REQUIRED, PROVIDE LOW PROFILE ADA COMPLIANT THRESHOLD.
F. COORDINATE DOOR PROTECTION WITH DOOR SUPPLIER.
G. COORDINATE DOOR HARDWARE STYLE AND FINISH WITH OWNER.
H. NO SPRING HINGES ALLOWED. SEE DOOR SCHEDULE FOR FIRE RATING ON DOORS AND FRAMES.

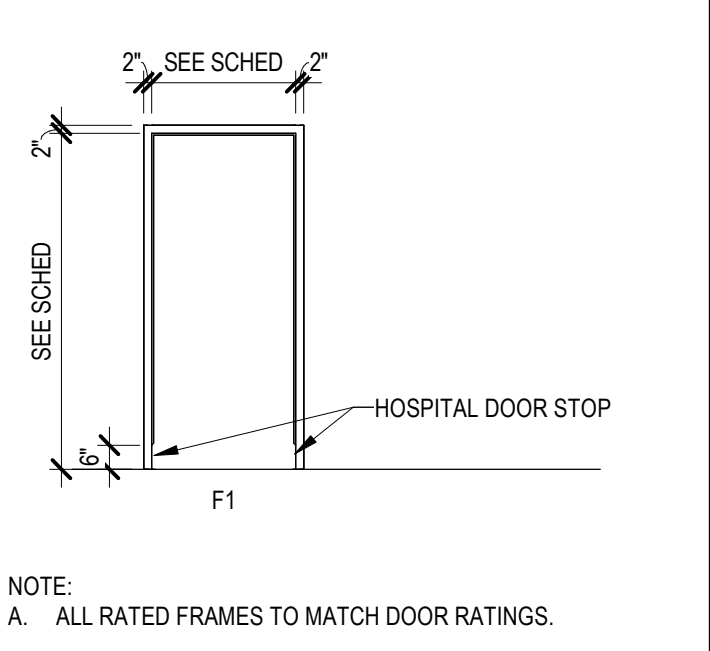
GENERAL ELEVATION NOTES:

- A. ANY DISCREPANCIES OR CONFLICTS FOUND IN THE VARIOUS PARTS OF THE CONSTRUCTION DOCUMENTS SHALL BE BROUGHT TO THE ATTENTION OF THE ARCHITECT AND THE OWNER BEFORE PROCEEDING WITH THE WORK.
B. FURNITURE IS PROVIDED AND INSTALLED BY OTHERS.
C. WRITTEN DIMENSIONS TAKE PRECEDENCE OVER SCALED DIMENSIONS. DO NOT SCALE THE DRAWINGS.
D. CONTRACTOR & SUBCONTRACTORS TO VERIFY ALL EXISTING CONDITIONS AT THE PROJECT SITE.
E. ALL MATERIALS & EQUIPMENT SHALL BE INSTALLED PER MANUFACTURERS INSTRUCTIONS.
F. DETAILS SHOWN ARE TYPICAL UNLESS OTHERWISE NOTED. SIMILAR DETAILS APPLY IN SIMILAR CONDITIONS.
G. PROVIDE METAL BANDING FOR ALL BATH ACCESSORIES, HANDRAILS, OR OTHER ITEMS ATTACHED TO BUILDING WALLS.
H. GYPSUM USED IN RESTROOMS SHALL BE WATER RESISTANT GYPSUM BOARD. USE DURAROCK @ ALL PORCELAIN & CERAMIC TILE LOCATIONS.
I. PROVIDE ADA COMPLIANT SIGNAGE FOR ALL REQUIRED AREAS, ROOMS, & ACCESSIBLE PATHS.
J. HEIGHT OF OPERATIONAL OR DISPENSING PORTION OF ACCESSORIES & FIXTURES NOT TO EXCEED 48" A.F.F.

DOOR TYPES

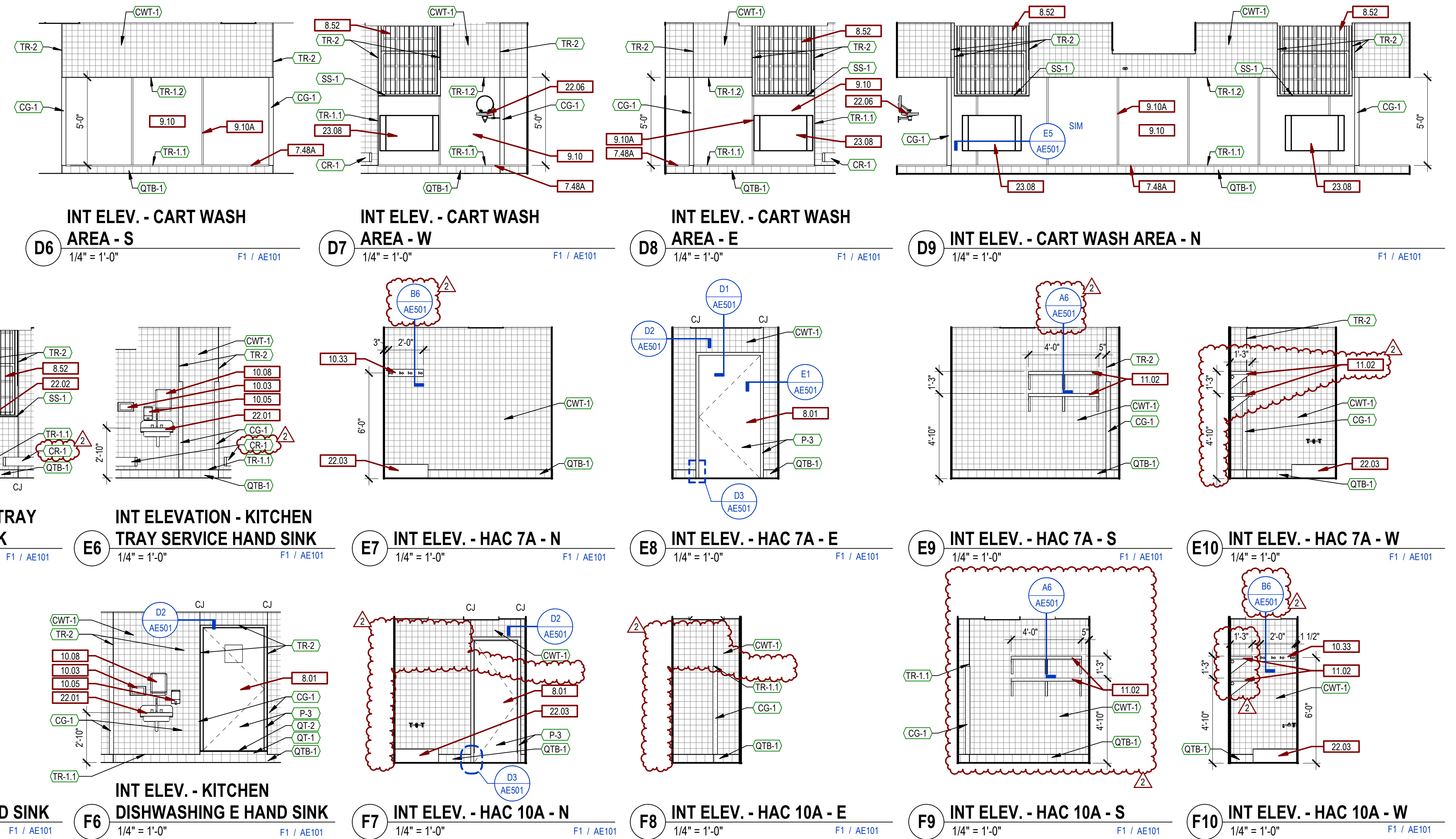


FRAME TYPES



SGA KEYNOTES

KEY VALUE	KEYNOTE TEXT
7.48A	Z-CHANNEL FLASHING OVER WALL BASE METAL TRIM
8.01	NEW DOOR & FRAME - SEE SCHED.
8.52	NEW VERTICAL WINDOW BLIND
9.10	STAINLESS STEEL WALL PANEL 5'-0" HIGH
9.10A	SEAM W/ STAINLESS STEEL CENTER SLIP JOINT COMPONENT (TYP)
10.03	(VV) VA FURNISHED AND INSTALLED GLOVE DISPENSER
10.05	(CC) CONTRACTOR FURNISHED AND INSTALLED SOAP DISPENSER
10.08	(VV) VA FURNISHED / CONTRACTOR INSTALLED PAPER TOWEL DISPENSER
10.33	(CC) CONTRACTOR FURNISHED AND INSTALLED MOP AND BROOM HOLDER
11.02	(CC) CONTRACTOR FURNISHED AND INSTALLED WALL-MOUNTED SHELVING
22.01	HAND WASH SINK - SEE PLUMBING
22.02	CONNECTIONS BY MECH FOR SINK BY OWNER. SEE PLUMBING
22.03	UTILITY SINK AND FAUCET. SEE PLUMBING
22.06	EYE WASH STATION. SEE PLUMBING
23.04	LOUVER - SEE MECH.
23.08	WALL CONVECTION HEATER, CENTERED BELOW WINDOW. SEE MECHANICAL



CONSULTANTS MECHANICAL, ELECTRICAL, PLUMBING: DUNHAM 50 SOUTH SIXTH STREET SUITE 1100 MINNEAPOLIS, MN 55402 612-465-7550 P.O.C.: JASON GOTWALTT (M) BEN ZURN (E)		ARCHITECT OF RECORD A/E: STONE GROUP ARCHITECTS 600 E 7TH STREET SIOUX FALLS, SD 57103 605-271-1144 P.O.C.: JESSE KLANKOWSKI STONE GROUP ARCHITECTS		STAMP		APPROVED: SAFETY MANAGER DATE: APPROVED: PROJECTS SECTION MANAGER DATE: APPROVED: HEALTH CARE DIRECTOR DATE: APPROVED: SERVICE LINE DIRECTOR DATE: APPROVED: DIRECTOR FMS DATE: APPROVED: ASSOCIATE HEALTH CARE DIRECTOR DATE: APPROVED: GEMS COORDINATOR DATE: APPROVED: INFECTION CONTROL NURSE DATE: APPROVED: CHIEF OF STAFF DATE: APPROVED: CHIEF OF POLICE DATE: APPROVED: PATIENT SAFETY DATE: APPROVED: PROJECT COR DATE:		Project Title REPAIR BUILDING 50 BASEMENT KITCHEN Location SAINT CLOUD, MN Phase 100% CONSTRUCTION DOCUMENTS Drawing Title INTERIOR ELEVATIONS, DOOR SCHEDULE & DETAILS Issue Date 09-30-2025 Checked JK Drawn DT		Project Number VAF 656-20-130 Building Number 50 Drawing Number AE451		U.S. Department of Veterans Affairs Veterans Health Administration St. Cloud VA Health Care System	
--	--	--	--	-------	--	--	--	--	--	--	--	--	--

NOTES

- G.W.B. CONTROL JOINTS SHALL BE INSTALLED PER THE LATEST EDITION OF G-216 AND ASTM C840 UNLESS NOTED OTHERWISE.
- JOINTS IN FLOORING TILE SHOULD MATCH UP WITH JOINTS IN CONC. SLABS AND ADDITIONAL JOINTS TO BE CUT IF NECESSARY, VERIFY WITH ARCHITECT.
- CORNER GUARDS AT ALL OUTSIDE CORNERS IN PUBLIC SPACES, TYP. (SEE COLOR & MATERIAL SCHEDULE)
- SEE FLOOR COVERING PLANS FOR FLOOR PATTERNS.
- ALL INTERIOR G.W.B. WALLS AND CEILINGS SHALL RECEIVE A LEVEL 3 FINISH WITH LIGHT ORANGE PEEL TEXTURE U.N.O.
- FLOOR MATERIAL TRANSITIONS SHALL OCCUR @ CENTER OF DOOR, TYP.

SGA KEYNOTES

KEY VALUE	KEYNOTE TEXT
9.61A	QT-1, QUARRY TILE BASE AT ALL WALLS FROM LEVEL 0" TO 2", CUT AT TOP TO MAINTAIN LEVEL TOP EDGE THOROUGHOUT. SEE FLOOR DRAINAGE PLAN, SHEET AE102 AND FINISH SCHEDULE.
9.64	USE FULL-HEIGHT 6" BASE TILE AS DATUM LINE FOR BASE THROUGHOUT, CUT AS NECESSARY, SEE SLOPING PLAN.
9.65	BEGIN FLOOR TILE PATTERN AT THIS POINT.
26.03	NEW POWER POLE - SEE ELEC.

ROOM FINISH SCHEDULE

ROOM NUMBER	ROOM NAME	FLOOR	BASE	WALLS				CEILING	ID FINISH REMARKS
				NORTH	EAST	SOUTH	WEST		
7	KITCHEN TRAY SERVICE	QT-1	QT-1	CWT-1	CWT-1	CWT-1	CWT-1	ACT-1	SEE ELEV F6 FOR INSTANCE OF QT-1
7A	HAC	QT-1	QT-1	CWT-1	CWT-1	CWT-1	CWT-1	ACT-1	SPECIALTY PAINT COATING
7B	STORAGE	QT-1	QT-1	P-1	P-1	P-1	P-1	ACT-1	SPECIALTY PAINT COATING
7C	OFFICE	QT-1	QT-1	P-1	P-1	P-1	P-1	ACT-1	
10	KITCHEN DISHWASHING	QT-1, QT-2	QT-1	CWT-1	CWT-1	CWT-1	CWT-1	ACT-1	
10A	HAC	QT-1	QT-1	CWT-1	CWT-1	CWT-1	CWT-1	ACT-1	
10B	CART STAGING	QT-1	QT-1	CWT-1	CWT-1	CWT-1	CWT-1	ACT-1	
10C	CART WASH AREA	QT-1	QT-1	CWT-1, WP-2	CWT-1, WP-2	CWT-1, WP-2	CWT-1, WP-2	ACT-1, GYP.BD.	

SIGNAGE SCHEDULE

ARCH. ROOM NUMBER	ARCH. ROOM NAME	SIGN TYPE	SIGN TYPE DESCRIPTION	SIGN NUMBER	MOUNTING SURFACE	SINGLE-SIDED SIDE A	SIGN COPY SIDE B
	FIRE EXTINGUISHER	F	LIFE SAFETY	C188-R	FLAG WALL MOUNT	FIRE EXTINGUISHER	FIRE EXTINGUISHER
	KITCHEN TRAY SERVICE	R	ROOM SIGN	C188-R	WALL	KITCHEN TRAY SERVICE	
7A	HAC	R	ROOM SIGN	C188-R	WALL	HAC	
7B	STORAGE	R	ROOM SIGN	C188-R	WALL	STORAGE	
7C	OFFICE	R	ROOM SIGN	C188-R	WALL	OFFICE	
10	KITCHEN DISHWASHING	R	ROOM SIGN	C188-R	WALL	KITCHEN DISHWASHING	
10A	HAC	R	ROOM SIGN	C188-R	WALL	HAC	
10B	CART STAGING	R	ROOM SIGN	C188-R	WALL	CART STAGING	
Grand total: 9							

FLOOR FINISH LEGEND

	QUARRY TILE FLOORING (QT-1)		CRASH RAIL (CR-1)		CORNER GUARD (CG-1)
	QUARRY TILE FLOORING, BULLNOSE (QT-2)		WALL PROTECTION (WP-2)		END GUARD (EG-1)

MATERIAL & COLOR SCHEDULE

ABBR CODE	DESCRIPTION	MANUFACTURER	NUMBER	PRODUCT NAME	FINISH NUMBER	FINISH	SIZE	TEXTURE	DISTRIBUTOR	LOCATION	NOTES
CEILING	ACT-1	ACUSTICAL CEILING TILE	USG	CLEAN ROOM ACOUSTICAL PANELS	56099	WHITE	2' X 2'			SEE RCP SHEETS	
FLOOR TRANSITION	TR-3	METAL FLOOR TRIM	SCHLUTER SYSTEMS	CONTRACTOR TO VERIFY	RENO-U		SATIN ANODIZED ALUMINUM			SEE FINISH PLAN	CONTRACTOR TO VERIFY FLOOR THICKNESS
METAL WALL TRIM	TR-1.1	METAL TRIM	SCHLUTER SYSTEMS	J 125 AGC (VERIFY)	JOLLY	AE	SATIN ANODIZED ALUMINUM	3/8" THICKNESS	BRUSHED CHROME ANODIZED ALUMINUM	MAEPI - WARM GRAY 93	ALL ROOMS
	TR-1.2	METAL TRIM	SCHLUTER SYSTEMS	J 125 AGC (VERIFY)	JOLLY	AE	SATIN ANODIZED ALUMINUM	1/4" THICKNESS	BRUSHED CHROME ANODIZED ALUMINUM	MAEPI - WARM GRAY 93	CART WASH ROOM
	TR-2	METAL TRIM	SCHLUTER SYSTEMS	Q 80 AGC (VERIFY)	QUADEC	AE	SATIN ANODIZED ALUMINUM	5/16" THICKNESS	POLISHED CHROME ANODIZED ALUMINUM	MAEPI - WARM GRAY 93	ALL ROOMS
PAIN	P-1	PAIN	BENJAMIN MOORE			962	WHITE		EGG SHELL		SEE ROOM FINISH SCHEDULE
	P-2	PAIN	BENJAMIN MOORE			BM-HC-45	SHAKER BEIGE		EGG SHELL		SEE ROOM FINISH SCHEDULE
	P-3	PAIN	BENJAMIN MOORE			P25-60	BONZOTONE		SATIN		DOOR FRAMES & PANELS
											HIGH CORROSION RESISTANCE FINISH REQUIRED.
SURFACES	SS-1	SOLID SURFACE	CORIAN	NP	SOLID SURFACE		NIMBUS PRIMA	1/2" THICKNESS			ALL WINDOW SILLS
											CONTRACTOR TO VERIFY FLOOR THICKNESS
TILE & GROUT	CWT-1	CERAMIC TILE	DALTILE		COLOR WHEEL CLASSIC PARKETTE FIELD TILE	0190	ARCTIC WHITE	4" X 4"	GLOSSY	DALTILE	SEE ROOM FINISH SCHEDULE
	QT-1	QUARRY TILE	VITL				GRAY	6" X 6"	MATTE	VIRGINIA TILE	SEE FINISH PLANS & ELEVATIONS
	QT-2	QUARRY TILE	VITL		PARKETTE BULLNOSE		GRAY	6" X 6"	MATTE	VIRGINIA TILE	TILE TO HAVE 95% MORTAR COVERAGE, EPOXY GROUT, USE 6X6 BULLNOSE LEFT/RIGHT CORNER WHERE NECESSARY
	QT-1	QUARRY TILE	VITL		PARKETTE COVE BASE		GRAY	6" X 6"	MATTE	VIRGINIA TILE	TILE TO HAVE 95% MORTAR COVERAGE, EPOXY GROUT, USE 1X6 IN/OUT CORNER BASE WHERE NECESSARY
WALL PROTECTION	CG-1	CORNER GUARD	INPRO	304	KITCHEN GRADE STAINLESS STEEL CORNER GUARD	NO. 4	STAINLESS STEEL		SATIN FINISH		SEE FINISH PLAN
	CR-1	CRASH RAIL	CONSTRUCTION SPECIALTIES	SCR-48N	ACROVYN BUMPER GUARDS	100	EGGSHELL				SEE FINISH PLAN
	EG-1	END GUARD	INPRO	304	STAINLESS STEEL	NO. 4	STAINLESS STEEL		SATIN FINISH		SEE FINISH PLAN
	WP-2	WALL PROTECTION	INPRO	304	STAINLESS STEEL WALL PANEL	NO. 4	STAINLESS STEEL	4' X 10'	SATIN FINISH		SEE FINISH PLAN
WINDOW TREATMENT	WT-1	VERTICAL BLINDS	HUNTER DOUGLAS		VERTICAL BLINDS		MIDWOOD FROST	VARIES			SEE FINISH PLAN
											SITE VERIFICATION FOR SIZING REQUIRED

SIGN LEGEND

	ROOM # ROOM NAME	1" X 1/2" ADA TACTILE BOLD NUMERALS AND GRADE 2 BRAILLE, COPY COLOR: BLACK 2 PLY NON-GLARE ACRYLIC CONSTRUCTION SUBSURFACE UV VARIABLE DOT DIGITALLY PRINTED, BACKGROUND COLOR: METALLIC SILVER UPPER/LOWER PANELS - MAGNETICALLY REMOVABLE F-UNIT 3 PLY NON-GLARE ACRYLIC CONSTRUCTION SUBSURFACE UV VARIABLE DOT DIGITALLY PRINTED, BACKGROUND COLOR: METALLIC SILVER 5-3/16" X 9" CLEAR ACETATE INSERT BOLD BLACK COPY SQUARE SATIN SILVER ANODIZED ALUMINUM FRAME WITH 75% RECYCLED CONTENT
	Fire Extinguisher	3/8" RADIUS CORNERS 3 PLY NON-GLARE ACRYLIC CONSTRUCTION, SUBSURFACE UV VARIABLE DOT DIGITALLY PRINTED, BACKGROUND COLOR: FIRE RED, GRAPHIC & COPY COLOR: WHITE 1" X 1/2" BOLD COPY FLAG WALL MOUNT

F1 BASEMENT LEVEL FINISH PLAN

TRUE NORTH
PLAN NORTH

CONSULTANTS

MECHANICAL, ELECTRICAL, PLUMBING:
DUNHAM
50 SOUTH SIXTH STREET
SUITE 1100
MINNEAPOLIS, MN 55402
612-465-7550
P.O.C.: JASON GOTWALTT (M)
BEN ZURN (E)

01-26-2025
09-29-2025
Date:

ARCHITECT OF RECORD

A/E:
STONE GROUP ARCHITECTS
600 E 7TH STREET
SIOUX FALLS, SD 57103
605-271-1144

P.O.C.: JESSE KLANKOWSKI
STONE GROUP ARCHITECTS

STAMP

APPROVED: SAFETY MANAGER

DATE:

APPROVED: PROJECTS SECTION MANAGER

DATE:

APPROVED: HEALTH CARE DIRECTOR

DATE:

APPROVED: SERVICE LINE DIRECTOR

DATE:

APPROVED: DIRECTOR FMS

DATE:

APPROVED: ASSOCIATE HEALTH CARE DIRECTOR

DATE:

APPROVED: GEMS COORDINATOR

DATE:

APPROVED: INFECTION CONTROL NURSE

DATE:

APPROVED: CHIEF OF STAFF

DATE:

APPROVED: CHIEF OF POLICE

DATE:

APPROVED: PATIENT SAFETY

DATE:

APPROVED: PROJECT COR

DATE:

Project Title
REPAIR BUILDING 50 BASEMENT KITCHENLocation
SAINT CLOUD, MNPhase
100% CONSTRUCTION DOCUMENTSDrawing Title
BASEMENT LEVEL FINISH PLANIssue Date
09-30-2025Checked
JKDrawn
DTProject Number
VAF 656-20-130Building Number
50Drawing Number
AE801**VA**

U.S. Department
of Veterans Affairs
Veterans Health
Administration
St. Cloud VA
Health Care System