

ELECTRICAL ABBREVIATIONS

Table with columns: ABBREVIATION, DESCRIPTION, SYMBOL, METER. Includes items like AMP, ABOVE GRADE, AUDIBLE ALARM, etc.

ELECTRICAL SYMBOLS LEGEND

Table with columns: SYMBOL, DESIGNATIONS, MTG HT. Includes SYMBOL SCHEDULE NOTES and GENERAL.

Table with columns: SYMBOL, DESIGNATIONS, MTG HT. Includes POWER and FIRE ALARM sections.

Table with columns: SYMBOL, DESIGNATIONS, MTG HT. Includes GENERAL section.

Table with columns: SYMBOL, DESIGNATIONS, MTG HT. Includes NOTES & TAGS section.

Table with columns: SYMBOL, DESIGNATIONS, MTG HT. Includes RACEWAYS section.

Table with columns: SYMBOL, DESIGNATIONS, MTG HT. Includes SWITCHES AND CONTROLS section.

Table with columns: SYMBOL, DESIGNATIONS, MTG HT. Includes LIGHTING section.

ELECTRICAL SYMBOLS LEGEND

Table with columns: SYMBOL, DESIGNATIONS, MTG HT. Includes POWER section.

Table with columns: SYMBOL, DESIGNATIONS, MTG HT. Includes FIRE ALARM section.

Table with columns: SYMBOL, DESIGNATIONS, MTG HT. Includes NOTES & TAGS section.

Table with columns: SYMBOL, DESIGNATIONS, MTG HT. Includes RACEWAYS section.

Table with columns: SYMBOL, DESIGNATIONS, MTG HT. Includes SWITCHES AND CONTROLS section.

Table with columns: SYMBOL, DESIGNATIONS, MTG HT. Includes LIGHTING section.

ELECTRICAL SYMBOLS LEGEND

Table with columns: SYMBOL, DESIGNATIONS, MTG HT. Includes POWER section.

Table with columns: SYMBOL, DESIGNATIONS, MTG HT. Includes FIRE ALARM section.

Table with columns: SYMBOL, DESIGNATIONS, MTG HT. Includes NOTES & TAGS section.

Table with columns: SYMBOL, DESIGNATIONS, MTG HT. Includes RACEWAYS section.

Table with columns: SYMBOL, DESIGNATIONS, MTG HT. Includes SWITCHES AND CONTROLS section.

Table with columns: SYMBOL, DESIGNATIONS, MTG HT. Includes LIGHTING section.

ELECTRICAL SHEET LIST

Table with columns: SHEET NUMBER, SHEET NAME. Lists sheets from E000 to E601.

Vertical scale markings on the left side of the page.

Horizontal scale markings along the bottom edge of the page.

Vertical scale markings on the right side of the page.

Horizontal scale markings along the top edge of the page.

CONSULTANTS

Table listing architectural, structural, MEP, and civil consultants.


ARCHITECT OF RECORD

Table listing the architect of record: Stone Group Architects.

STAMP



Office of Construction and Facilities Management



Drawing Title

ELECTRICAL TITLE SHEET

Phase

CONSTRUCTION DOCUMENTS

Project Title

NEW FRONT LOBBY AND PRIMARY CARE ADDITION

Location

SIOUX FALLS, SOUTH DAKOTA

Issue Date

06/22/2022

Checked

CB

Drawn

BZ

Project Number

VA #438-480 SGA #201909

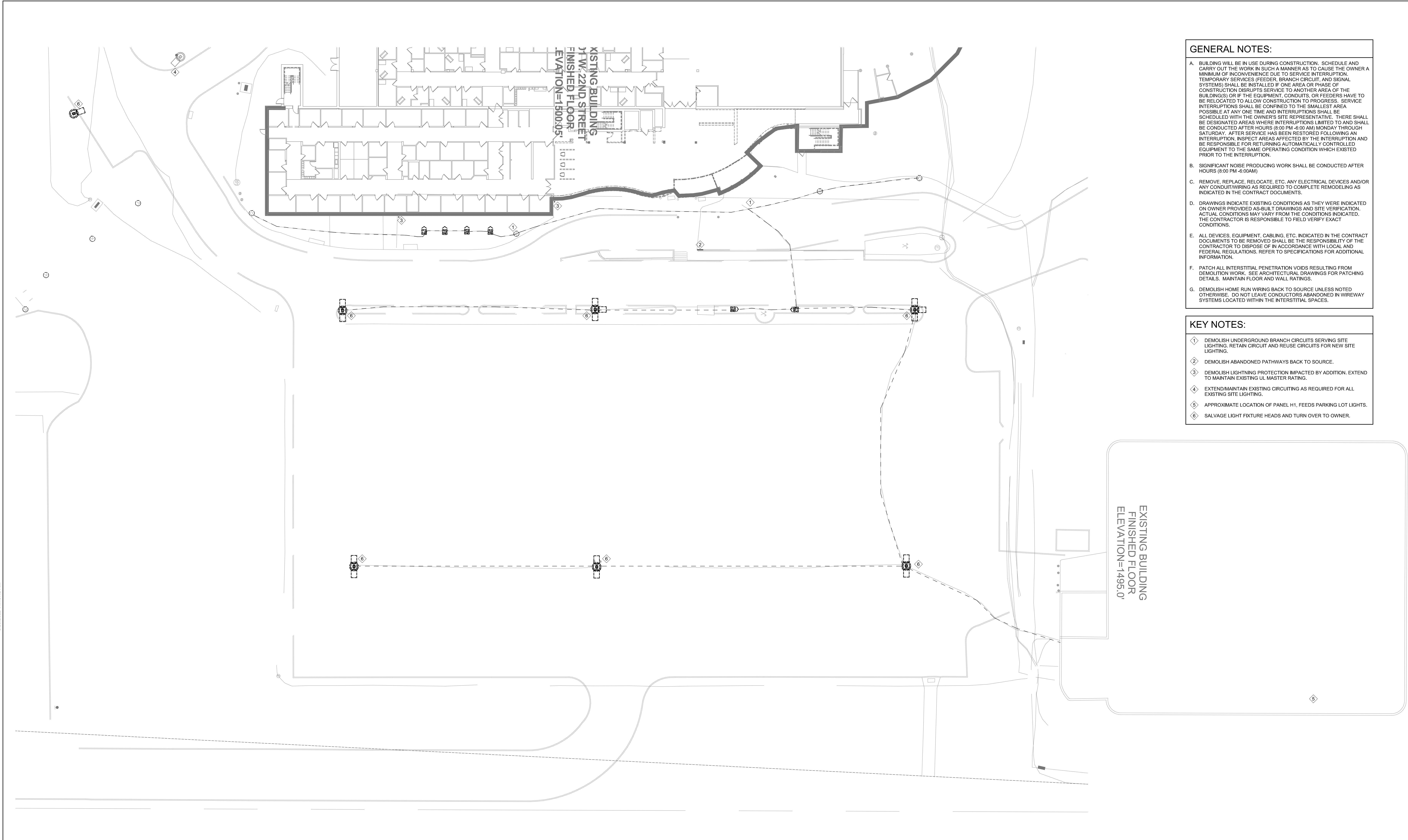
Building Number

5

Drawing Number

E000

Three inches = one foot  
 one and one half inches = one foot  
 one inch = one foot  
 three quarters inch = one foot  
 one half inch = one foot  
 three eighths inch = one foot  
 one quarter inch = one foot  
 one eighth inch = one foot



- GENERAL NOTES:**
- A. BUILDING WILL BE IN USE DURING CONSTRUCTION. SCHEDULE AND CARRY OUT THE WORK IN SUCH A MANNER AS TO CAUSE THE OWNER A MINIMUM OF INCONVENIENCE DUE TO SERVICE INTERRUPTION. TEMPORARY SERVICES (FEEDER, BRANCH CIRCUIT, AND SIGNAL SYSTEMS) SHALL BE INSTALLED IN ONE AREA OR PHASE OF CONSTRUCTION DISRUPTS SERVICE TO ANOTHER AREA OF THE BUILDING(S) OR IF THE EQUIPMENT, CONDUITS, OR FEEDERS HAVE TO BE RELOCATED TO ALLOW CONSTRUCTION TO PROGRESS. SERVICE INTERRUPTIONS SHALL BE CONFINED TO THE SMALLEST AREA POSSIBLE AT ANY ONE TIME AND INTERRUPTIONS SHALL BE SCHEDULED WITH THE OWNER'S SITE REPRESENTATIVE. THERE SHALL BE DESIGNATED AREAS WHERE INTERRUPTIONS LIMITED TO AND SHALL BE CONDUCTED AFTER HOURS (8:00 PM -6:00 AM) MONDAY THROUGH SATURDAY. AFTER SERVICE HAS BEEN RESTORED FOLLOWING AN INTERRUPTION, INSPECT AREAS AFFECTED BY THE INTERRUPTION AND BE RESPONSIBLE FOR RETURNING AUTOMATICALLY CONTROLLED EQUIPMENT TO THE SAME OPERATING CONDITION WHICH EXISTED PRIOR TO THE INTERRUPTION.
  - B. SIGNIFICANT NOISE PRODUCING WORK SHALL BE CONDUCTED AFTER HOURS (8:00 PM -6:00AM)
  - C. REMOVE, REPLACE, RELOCATE, ETC. ANY ELECTRICAL DEVICES AND/OR ANY CONDUIT/WIRING AS REQUIRED TO COMPLETE REMODELING AS INDICATED IN THE CONTRACT DOCUMENTS.
  - D. DRAWINGS INDICATE EXISTING CONDITIONS AS THEY WERE INDICATED ON OWNER PROVIDED AS-BUILT DRAWINGS AND SITE VERIFICATION. ACTUAL CONDITIONS MAY VARY FROM THE CONDITIONS INDICATED. THE CONTRACTOR IS RESPONSIBLE TO FIELD VERIFY EXACT CONDITIONS.
  - E. ALL DEVICES, EQUIPMENT, CABLING, ETC. INDICATED IN THE CONTRACT DOCUMENTS TO BE REMOVED SHALL BE THE RESPONSIBILITY OF THE CONTRACTOR TO DISPOSE OF IN ACCORDANCE WITH LOCAL AND FEDERAL REGULATIONS. REFER TO SPECIFICATIONS FOR ADDITIONAL INFORMATION.
  - F. PATCH ALL INTERSTITIAL PENETRATION VOIDS RESULTING FROM DEMOLITION WORK. SEE ARCHITECTURAL DRAWINGS FOR PATCHING DETAILS. MAINTAIN FLOOR AND WALL RATINGS.
  - G. DEMOLISH HOME RUN WIRING BACK TO SOURCE UNLESS NOTED OTHERWISE. DO NOT LEAVE CONDUCTORS ABANDONED IN WIREWAY SYSTEMS LOCATED WITHIN THE INTERSTITIAL SPACES.

- KEY NOTES:**
- ① DEMOLISH UNDERGROUND BRANCH CIRCUITS SERVING SITE LIGHTING. RETAIN CIRCUIT AND REUSE CIRCUITS FOR NEW SITE LIGHTING.
  - ② DEMOLISH ABANDONED PATHWAYS BACK TO SOURCE.
  - ③ DEMOLISH LIGHTNING PROTECTION IMPACTED BY ADDITION. EXTEND TO MAINTAIN EXISTING UL MASTER RATING.
  - ④ EXTEND/MAINTAIN EXISTING CIRCUITING AS REQUIRED FOR ALL EXISTING SITE LIGHTING.
  - ⑤ APPROXIMATE LOCATION OF PANEL H1, FEEDS PARKING LOT LIGHTS.
  - ⑥ SALVAGE LIGHT FIXTURE HEADS AND TURN OVER TO OWNER.

① ELECTRICAL SITE DEMOLITION PLAN  
 1" = 20'-0"

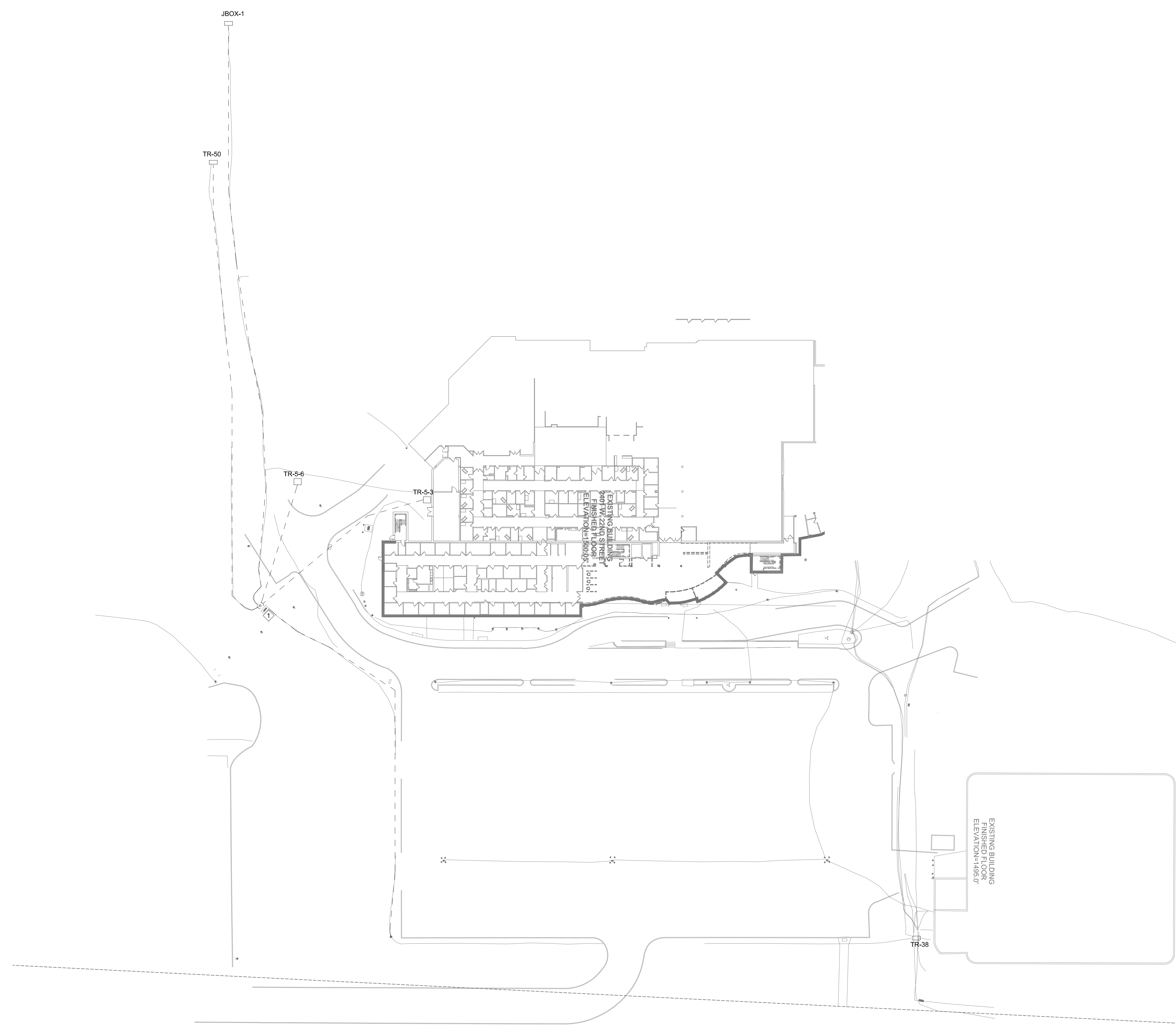
<b>CONSULTANTS</b> ARCHITECTURAL: B W B R STRUCTURAL: ERA MEP: DUNHAM CIVIL: EVS LANDSCAPE: CONFLUENCE		<b>ARCHITECT OF RECORD</b> A E  Stone Group Architects 600 E 7th Street Sioux Falls, SD 57103 605-271-1144		STAMP 		Office of Construction and Facilities Management VA U.S. Department of Veterans Affairs		Drawing Title <b>ELECTRICAL SITE DEMOLITION PLAN</b>		Phase <b>CONSTRUCTION DOCUMENTS</b>		Project Title <b>NEW FRONT LOBBY AND PRIMARY CARE ADDITION</b>		Project Number VA #438-480 SGA #201909 Building Number 5	
Approved: _____		Drawing Number <b>ED100</b>		Location <b>SIoux FALLS, SOUTH DAKOTA</b>		Issue Date 06/22/2022		Checked CB		Drawn BZ		Drawing Number <b>ED100</b>			

**GENERAL NOTES:**

- A. BUILDING WILL BE IN USE DURING CONSTRUCTION. SCHEDULE AND CARRY OUT THE WORK IN SUCH A MANNER AS TO CAUSE THE OWNER A MINIMUM OF INCONVENIENCE DUE TO SERVICE INTERRUPTION. TEMPORARY SERVICES (FEEDER, BRANCH CIRCUIT, AND SIGNAL SYSTEMS) SHALL BE INSTALLED IF ONE AREA OR PHASE OF CONSTRUCTION DISRUPTS SERVICE TO ANOTHER AREA OF THE BUILDING(S) OR IF THE EQUIPMENT, CONDUITS, OR FEEDERS HAVE TO BE RELOCATED TO ALLOW CONSTRUCTION TO PROGRESS. SERVICE INTERRUPTIONS SHALL BE CONFINED TO THE SMALLEST AREA POSSIBLE AT ANY ONE TIME AND INTERRUPTIONS SHALL BE SCHEDULED WITH THE OWNER'S SITE REPRESENTATIVE. THERE SHALL BE DESIGNATED AREAS WHERE INTERRUPTIONS LIMITED TO AND SHALL BE CONDUCTED AFTER HOURS (8:00 PM -6:00 AM) MONDAY THROUGH SATURDAY. AFTER SERVICE HAS BEEN RESTORED FOLLOWING AN INTERRUPTION, INSPECT AREAS AFFECTED BY THE INTERRUPTION AND BE RESPONSIBLE FOR RETURNING AUTOMATICALLY CONTROLLED EQUIPMENT TO THE SAME OPERATING CONDITION WHICH EXISTED PRIOR TO THE INTERRUPTION.
- B. SIGNIFICANT NOISE PRODUCING WORK SHALL BE CONDUCTED AFTER HOURS (8:00 PM -6:00AM)
- C. REMOVE, REPLACE, RELOCATE, ETC. ANY ELECTRICAL DEVICES AND/OR ANY CONDUIT/WIRING AS REQUIRED TO COMPLETE REMODELING AS INDICATED IN THE CONTRACT DOCUMENTS.
- D. DRAWINGS INDICATE EXISTING CONDITIONS AS THEY WERE INDICATED ON OWNER PROVIDED AS-BUILT DRAWINGS AND SITE VERIFICATION. ACTUAL CONDITIONS MAY VARY FROM THE CONDITIONS INDICATED. THE CONTRACTOR IS RESPONSIBLE TO FIELD VERIFY EXACT CONDITIONS.
- E. ALL DEVICES, EQUIPMENT, CABLING, ETC. INDICATED IN THE CONTRACT DOCUMENTS TO BE REMOVED SHALL BE THE RESPONSIBILITY OF THE CONTRACTOR TO DISPOSE OF IN ACCORDANCE WITH LOCAL AND FEDERAL REGULATIONS. REFER TO SPECIFICATIONS FOR ADDITIONAL INFORMATION.
- F. PATCH ALL INTERSTITIAL PENETRATION VOIDS RESULTING FROM DEMOLITION WORK. SEE ARCHITECTURAL DRAWINGS FOR PATCHING DETAILS. MAINTAIN FLOOR AND WALL RATINGS.
- G. DEMOLISH HOME RUN WIRING BACK TO SOURCE UNLESS NOTED OTHERWISE. DO NOT LEAVE CONDUCTORS ABANDONED IN WIREWAY SYSTEMS LOCATED WITHIN THE INTERSTITIAL SPACES.
- H. SALVAGE LIGHT FIXTURE HEADS AND TURN OVER TO OWNER.

**KEY NOTES:**

- ◆ REMOVE MEDIUM VOLTAGE FEEDER 2 JUNCTION BOX 6. COORDINATE WITH UTILITY AND OWNER FOR OUTAGES. COORDINATE WITH UTILITY AND OWNER AND PROVIDE JUNCTION BOX AND ACCESSORIES PER XCEL ENERGY STANDARDS. REFER TO EE302 FOR ADDITIONAL INFORMATION.



1 MEDIUM VOLTAGE DEMOLITION PLAN  
1" = 40'-0"

Revision#	Description	Date:

**CONSULTANTS**

<b>ARCHITECTURAL:</b> BWB 380 St. Peter St Suite 600 St. Paul, MN 55102 Phone: 651-223-3761	<b>STRUCTURAL:</b> ERA 2250 University Ave W Suite 423-S St. Paul, MN 55402 Phone: 651-251-1770	<b>MEP:</b> DUNHAM 50 South Sixth St Suite 1100 Minneapolis, MN 55402 Phone: 612-646-7550 0421950-002-00	<b>CIVIL:</b> EVS 10025 Valley View Rd Suite 140 Eden Prairie, MN 55344 Phone: 952-646-0239	<b>LANDSCAPE:</b> CONFLUENCE 224 N Main Ave Suite 201 Sioux Falls, SD 57104 Phone: 605-339-1205
--	--	--	--	--

**ARCHITECT OF RECORD**

A/E:  
Stone Group Architects  
600 E 7th Street  
Sioux Falls, SD 57103  
605-271-1144

**STAMP**

Office of Construction and Facilities Management  
VA U.S. Department of Veterans Affairs

Drawing Title  
**ELECTRICAL SITE MEDIUM VOLTAGE DEMOLITION PLAN**

Approved:

Phase  
**CONSTRUCTION DOCUMENTS**

Project Title  
**NEW FRONT LOBBY AND PRIMARY CARE ADDITION**

Location  
**SIoux FALLS, SOUTH DAKOTA**

Issue Date  
06/22/2022

Checked  
CB

Drawn  
BZ

Project Number  
VA #438-480  
SGA #201909

Building Number  
5

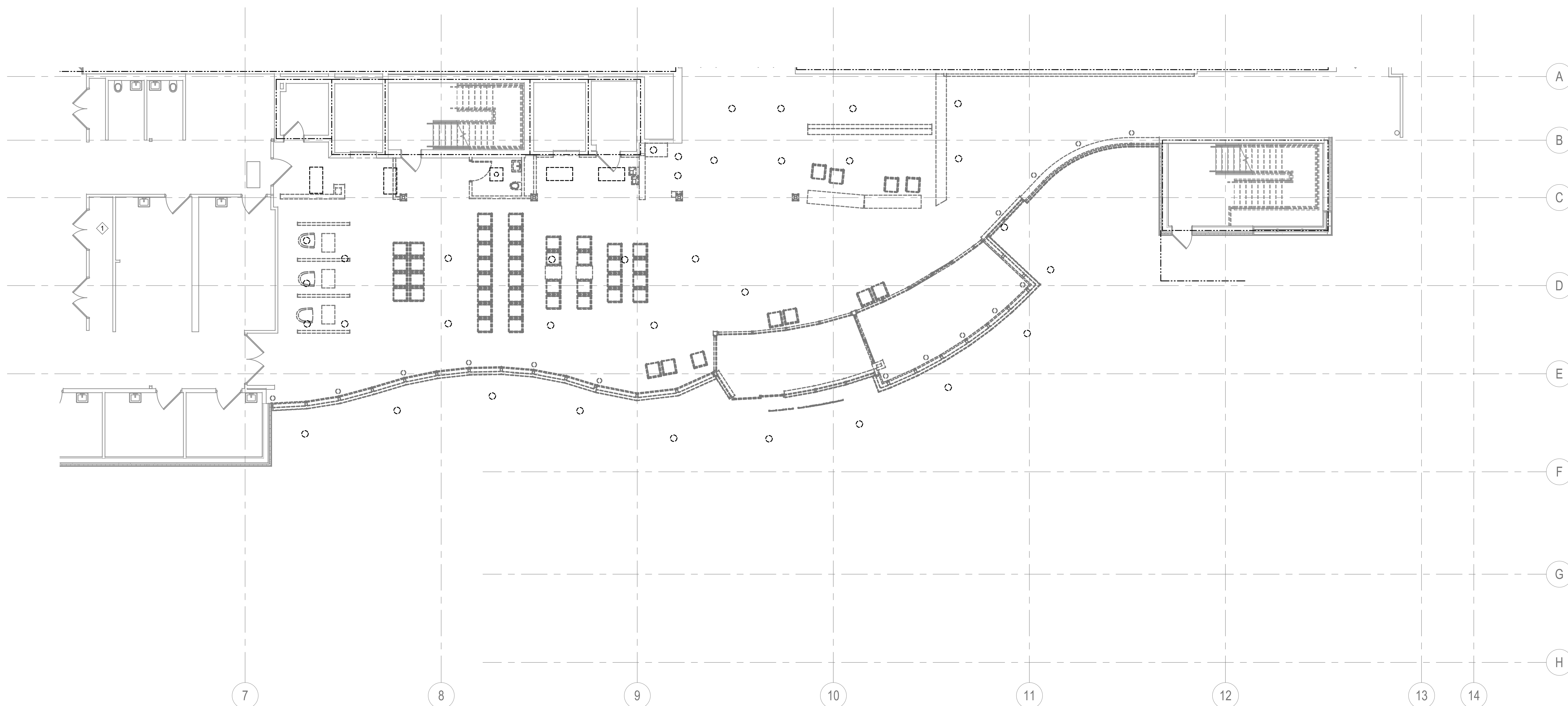
Drawing Number  
ED101

**GENERAL NOTES:**

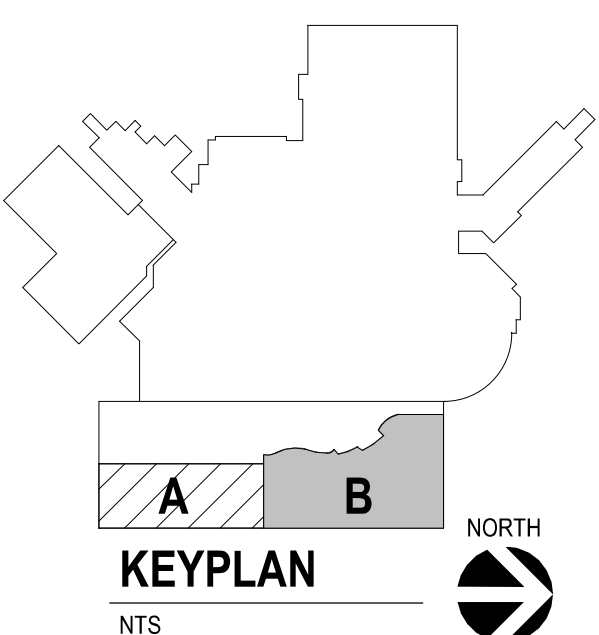
- A. BUILDING WILL BE IN USE DURING CONSTRUCTION. SCHEDULE AND CARRY OUT THE WORK IN SUCH A MANNER AS TO CAUSE THE OWNER A MINIMUM OF INCONVENIENCE DUE TO SERVICE INTERRUPTION. TEMPORARY SERVICES (FEEDER, BRANCH CIRCUIT, AND SIGNAL SYSTEMS) SHALL BE INSTALLED IN ONE AREA OR PHASE OF CONSTRUCTION DISRUPTS SERVICE TO ANOTHER AREA OF THE BUILDING(S) OR IF THE EQUIPMENT, CONDUITS, OR FEEDERS HAVE TO BE RELOCATED TO ALLOW CONSTRUCTION TO PROGRESS. SERVICE INTERRUPTIONS SHALL BE CONFINED TO THE SMALLEST AREA POSSIBLE AT ANY ONE TIME AND INTERRUPTIONS SHALL BE SCHEDULED WITH THE OWNER'S SITE REPRESENTATIVE. THERE SHALL BE DESIGNATED AREAS WHERE INTERRUPTIONS LIMITED TO AND SHALL BE CONDUCTED AFTER HOURS (8:00 PM - 6:00 AM) MONDAY THROUGH SATURDAY. AFTER SERVICE HAS BEEN RESTORED FOLLOWING AN INTERRUPTION, INSPECT AREAS AFFECTED BY THE INTERRUPTION AND BE RESPONSIBLE FOR RETURNING AUTOMATICALLY CONTROLLED EQUIPMENT TO THE SAME OPERATING CONDITION WHICH EXISTED PRIOR TO THE INTERRUPTION.
- B. SIGNIFICANT NOISE PRODUCING WORK SHALL BE CONDUCTED AFTER HOURS (8:00 PM - 6:00AM)
- C. REMOVE, REPLACE, RELOCATE, ETC. ANY ELECTRICAL DEVICES AND/OR ANY CONDUIT/WIRING AS REQUIRED TO COMPLETE REMODELING AS INDICATED IN THE CONTRACT DOCUMENTS.
- D. DRAWINGS INDICATE EXISTING CONDITIONS AS THEY WERE INDICATED ON OWNER PROVIDED AS-BUILT DRAWINGS AND SITE VERIFICATION. ACTUAL CONDITIONS MAY VARY FROM THE CONDITIONS INDICATED. THE CONTRACTOR IS RESPONSIBLE TO FIELD VERIFY EXACT CONDITIONS.
- E. ALL DEVICES, EQUIPMENT, CABLING, ETC. INDICATED IN THE CONTRACT DOCUMENTS TO BE REMOVED SHALL BE THE RESPONSIBILITY OF THE CONTRACTOR TO DISPOSE OF IN ACCORDANCE WITH LOCAL AND FEDERAL REGULATIONS. REFER TO SPECIFICATIONS FOR ADDITIONAL INFORMATION.
- F. PATCH ALL INTERSTITIAL PENETRATION VOIDS RESULTING FROM DEMOLITION WORK. SEE ARCHITECTURAL DRAWINGS FOR PATCHING DETAILS. MAINTAIN FLOOR AND WALL RATINGS.
- G. DEMOLISH HOME RUN WIRING BACK TO SOURCE UNLESS NOTED OTHERWISE. DO NOT LEAVE CONDUCTORS ABANDONED IN WIREWAY SYSTEMS LOCATED WITHIN THE INTERSTITIAL SPACES.
- H. SALVAGE LIGHT FIXTURES AND TURN OVER TO OWNER.

**KEY NOTES:**

- ① ELECTRICAL ROOM F115 SERVES EXISTING LOBBY AREA. DEMOLISH CONDUIT AND CONDUCTOR BACK TO SOURCE.



① GROUND LEVEL DEMOLITION LIGHTING PLAN - ZONE B  
1/8" = 1'-0"



Revision#	Description	Date:

**CONSULTANTS**

<b>ARCHITECTURAL:</b> BWB 380 St. Peter St Suite 600 St. Paul, MN 55102 Phone: 651-223-3761	<b>STRUCTURAL:</b> ERA 2250 University Ave W Suite 423-S St. Paul, MN 55402 Phone: 651-251-1770	<b>MEP:</b> DUNHAM 50 South Sixth St Suite 1100 Minneapolis, MN 55402 Phone: 612-465-7590 0421950-002-00	<b>CIVIL:</b> EVS 10025 Valley View Rd Suite 140 Eden Prairie, MN 55344 Phone: 952-646-0299	<b>LANDSCAPE:</b> CONFLUENCE 224 N Main Ave Suite 201 Sioux Falls, SD 57104 Phone: 605-339-1205
--	--	--	--	--

**ARCHITECT OF RECORD**

A/E:  
Stone Group Architects  
600 E 7th Street  
Sioux Falls, SD 57103  
605-271-1144

**STAMP**

Office of  
Construction  
and Facilities  
Management

Drawing Title  
**GROUND LEVEL DEMOLITION  
LIGHTING PLAN - AREA B**

Approved: \_\_\_\_\_

Phase  
**CONSTRUCTION  
DOCUMENTS**

Project Title  
**NEW FRONT LOBBY AND  
PRIMARY CARE ADDITION**

Location  
**SIOUX FALLS, SOUTH DAKOTA**

Issue Date  
06/22/2022

Checked  
CB

Drawn  
BZ

Project Number  
VA #438-480  
SGA #201909

Building Number  
5

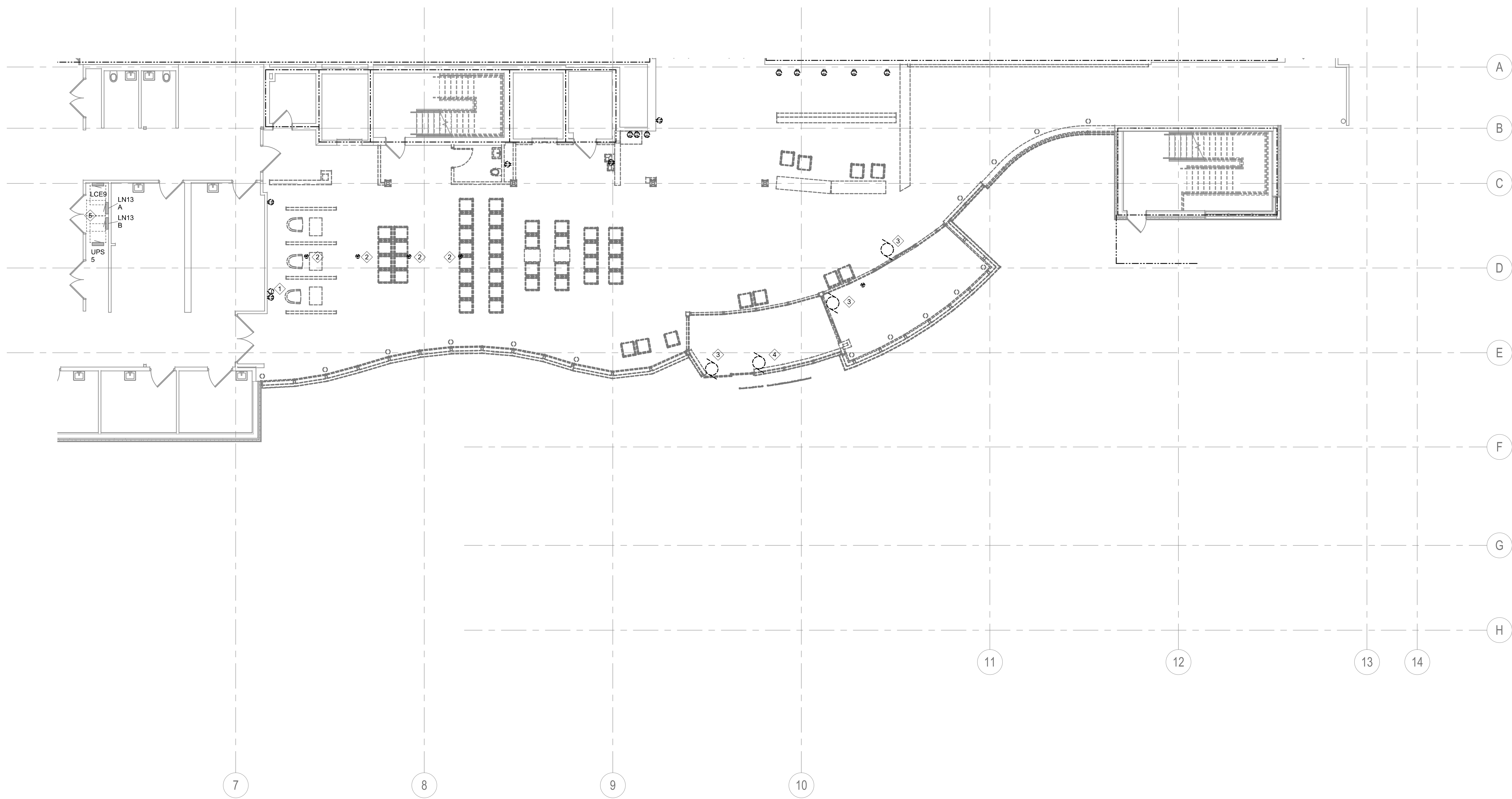
Drawing Number  
ED102

**GENERAL NOTES:**

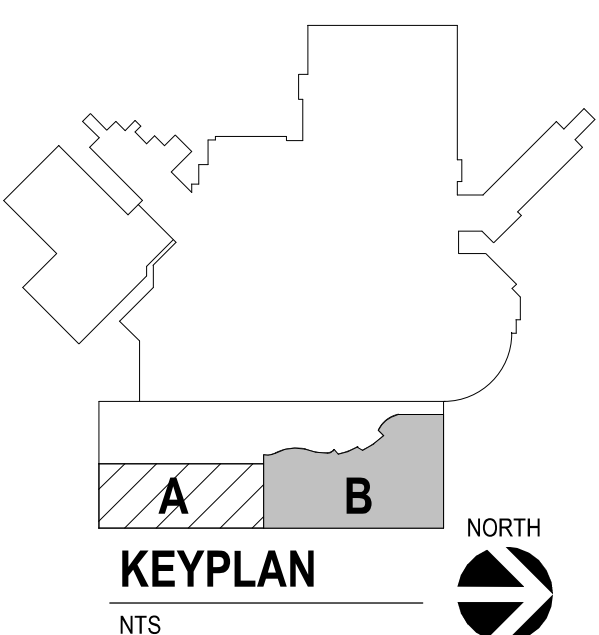
- A. BUILDING WILL BE IN USE DURING CONSTRUCTION. SCHEDULE AND CARRY OUT THE WORK IN SUCH A MANNER AS TO CAUSE THE OWNER A MINIMUM OF INCONVENIENCE DUE TO SERVICE INTERRUPTION. TEMPORARY SERVICES (FEEDER, BRANCH CIRCUIT, AND SIGNAL SYSTEMS) SHALL BE INSTALLED IF ONE AREA OR PHASE OF CONSTRUCTION DISRUPTS SERVICE TO ANOTHER AREA OF THE BUILDING(S) OR IF THE EQUIPMENT, CONDUITS, OR FEEDERS HAVE TO BE RELOCATED TO ALLOW CONSTRUCTION TO PROGRESS. SERVICE INTERRUPTIONS SHALL BE CONFINED TO THE SMALLEST AREA POSSIBLE AT ANY ONE TIME AND INTERRUPTIONS SHALL BE SCHEDULED WITH THE OWNER'S SITE REPRESENTATIVE. THERE SHALL BE DESIGNATED AREAS WHERE INTERRUPTIONS LIMITED TO AND SHALL BE CONDUCTED AFTER HOURS (8:00 PM - 6:00 AM) MONDAY THROUGH SATURDAY. AFTER SERVICE HAS BEEN RESTORED FOLLOWING AN INTERRUPTION, INSPECT AREAS AFFECTED BY THE INTERRUPTION AND BE RESPONSIBLE FOR RETURNING AUTOMATICALLY CONTROLLED EQUIPMENT TO THE SAME OPERATING CONDITION WHICH EXISTED PRIOR TO THE INTERRUPTION.
- B. SIGNIFICANT NOISE PRODUCING WORK SHALL BE CONDUCTED AFTER HOURS (8:00 PM - 6:00AM)
- C. REMOVE, REPLACE, RELOCATE, ETC. ANY ELECTRICAL DEVICES AND/OR ANY CONDUIT/WIRING AS REQUIRED TO COMPLETE REMODELING AS INDICATED IN THE CONTRACT DOCUMENTS.
- D. DRAWINGS INDICATE EXISTING CONDITIONS AS THEY WERE INDICATED ON OWNER PROVIDED AS-BUILT DRAWINGS AND SITE VERIFICATION. ACTUAL CONDITIONS MAY VARY FROM THE CONDITIONS INDICATED. THE CONTRACTOR IS RESPONSIBLE TO FIELD VERIFY EXACT CONDITIONS.
- E. ALL DEVICES, EQUIPMENT, CABLING, ETC. INDICATED IN THE CONTRACT DOCUMENTS TO BE REMOVED SHALL BE THE RESPONSIBILITY OF THE CONTRACTOR TO DISPOSE OF IN ACCORDANCE WITH LOCAL AND FEDERAL REGULATIONS. REFER TO SPECIFICATIONS FOR ADDITIONAL INFORMATION.
- F. PATCH ALL INTERSTITIAL PENETRATION VOIDS RESULTING FROM DEMOLITION WORK. SEE ARCHITECTURAL DRAWINGS FOR PATCHING DETAILS. MAINTAIN FLOOR AND WALL RATINGS.
- G. DEMOLISH HOME RUN WIRING BACK TO SOURCE UNLESS NOTED OTHERWISE. DO NOT LEAVE CONDUCTORS ABANDONED IN WIREWAY SYSTEMS LOCATED WITHIN THE INTERSTITIAL SPACES.

**KEY NOTES:**

- ① DEMOLISH WALL FEED FOR FURNITURE SYSTEM RECEPTACLES.
- ② DEMOLISH FLOOR BOX, DEMOLISH CONDUCTORS AND EXPOSED CONDUIT BACK TO SOURCE, ABANDON BELOW GROUND CONDUIT.
- ③ DEMOLISH POWER DOOR OPERATOR BACK TO SOURCE.
- ④ DEMOLISH AIR CURTAIN POWER BACK TO SOURCE.
- ⑤ ELECTRICAL ROOM F15 SERVES EXISTING LOBBY AREA.



① GROUND LEVEL DEMOLITION POWER PLAN - ZONE B  
1/8" = 1'-0"



Revision#	Description	Date:

**CONSULTANTS**

<b>ARCHITECTURAL:</b> <b>BWB</b> BWB 380 St. Peter St Suite 600 St. Paul, MN 55102 Phone: 651-223-3761	<b>STRUCTURAL:</b> <b>ERA</b> ERICKSEN ROAD ASSOCIATES 2250 University Ave W Suite 423-S St. Paul, MN 55402 Phone: 651-251-1770	<b>MEP:</b> <b>DUNHAM</b> DUNHAM ASSOCIATES, INC. 50 South Sixth St Suite 1100 Minneapolis, MN 55402 Phone: 612-685-7550 0421950-002-00	<b>CIVIL:</b> <b>EVS</b> EVS 10025 Valley View Rd Suite 140 Eden Prairie, MN 55344 Phone: 952-646-0269	<b>LANDSCAPE:</b> <b>CONFLUENCE</b> CONFLUENCE 524 N Main Ave Suite 201 Sioux Falls, SD 57104 Phone: 605-339-1205
--	---	--	--	---

**ARCHITECT OF RECORD**

**A/E:**  
**Stone Group Architects**  
600 E 7th Street  
Sioux Falls, SD 57103  
605-271-1144

**STAMP**

**Office of Construction and Facilities Management**

**VA** U.S. Department of Veterans Affairs

Drawing Title  
**GROUND LEVEL DEMOLITION POWER PLAN - AREA B**

Approved: \_\_\_\_\_

Phase  
**CONSTRUCTION DOCUMENTS**

Project Title  
**NEW FRONT LOBBY AND PRIMARY CARE ADDITION**

Location  
**SIoux FALLS, SOUTH DAKOTA**

Issue Date  
**06/22/2022**

Checked  
**CB**

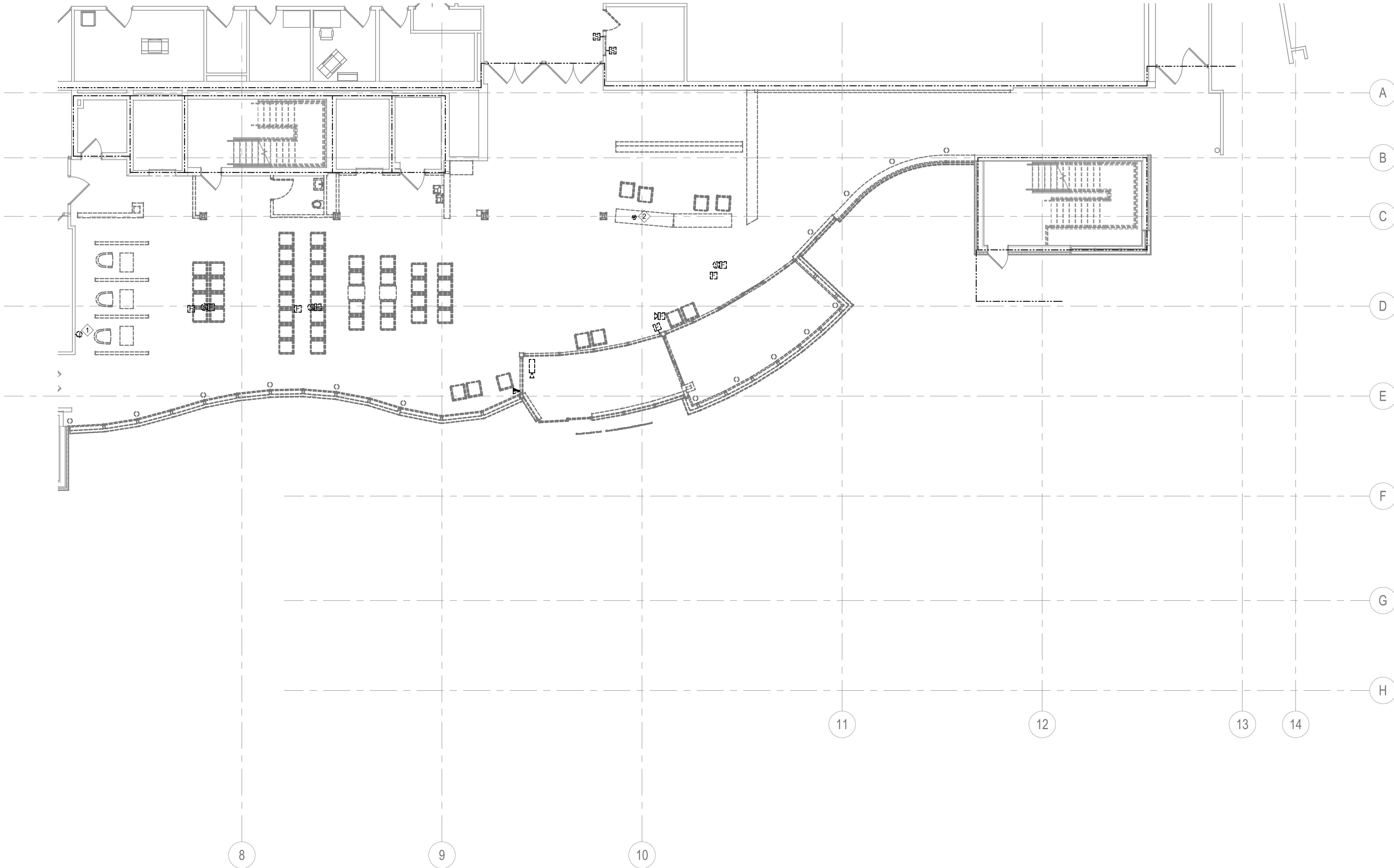
Drawn  
**BZ**

Project Number  
**VA #438-480 SGA #201909**

Building Number  
**5**

Drawing Number  
**ED103**

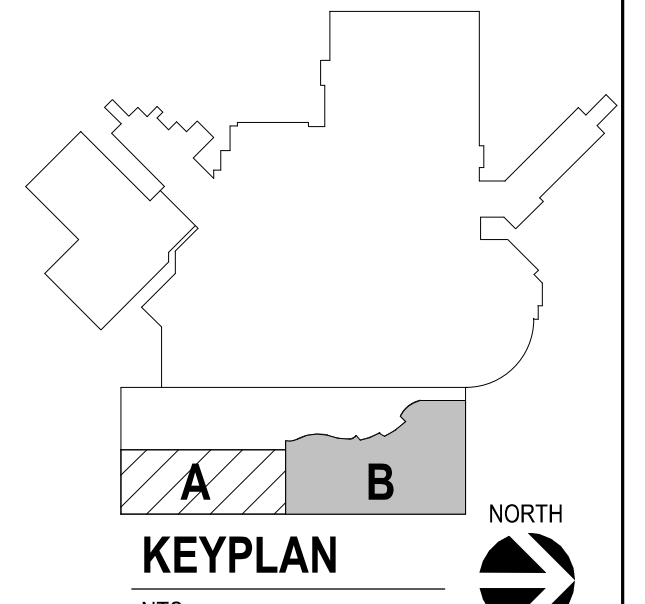
Three inches = one foot  
 one and one half inches = one foot  
 one inch = one foot  
 three quarters inch = one foot  
 one half inch = one foot  
 one quarter inch = one foot  
 three eighths inch = one foot  
 one eighth inch = one foot



1 GROUND LEVEL DEMOLITION SIGNAL PLAN - ZONE B  
 1/8" = 1'-0"

- GENERAL NOTES:**
- A. BUILDING WILL BE IN USE DURING CONSTRUCTION. SCHEDULE AND CARRY OUT THE WORK IN SUCH A MANNER AS TO CAUSE THE OWNER A MINIMUM OF INCONVENIENCE DUE TO SERVICE INTERRUPTION. TEMPORARY SERVICES (FEEDER, BRANCH CIRCUIT, AND SIGNAL SYSTEMS) SHALL BE INSTALLED IF ONE AREA OR PHASE OF CONSTRUCTION INTERRUPTS SERVICE TO ANOTHER AREA OF THE BUILDING(S) OR IF THE EQUIPMENT, CONDUITS, OR FEEDERS HAVE TO BE RELOCATED TO ALLOW CONSTRUCTION TO PROGRESS. SERVICE INTERRUPTIONS SHALL BE CONFINED TO THE SMALLEST AREA POSSIBLE AT ANY ONE TIME AND INTERRUPTIONS SHALL BE SCHEDULED WITH THE OWNER'S SITE REPRESENTATIVE. THERE SHALL BE DESIGNATED AREAS WHERE INTERRUPTIONS LIMITED TO AND SHALL BE CONDUCTED AFTER HOURS (8:00 PM - 6:00 AM) MONDAY THROUGH SATURDAY. AFTER SERVICE HAS BEEN RESTORED FOLLOWING AN INTERRUPTION, INSPECT AREAS AFFECTED BY THE INTERRUPTION AND BE RESPONSIBLE FOR RETURNING AUTOMATICALLY CONTROLLED EQUIPMENT TO THE SAME OPERATING CONDITION WHICH EXISTED PRIOR TO THE INTERRUPTION.
  - B. SIGNIFICANT NOISE PRODUCING WORK SHALL BE CONDUCTED AFTER HOURS (8:00 PM - 6:00AM)
  - C. REMOVE, REPLACE, RELOCATE, ETC. ANY ELECTRICAL DEVICES AND/OR ANY CONDUIT/WIRING AS REQUIRED TO COMPLETE REMODELING AS INDICATED IN THE CONTRACT DOCUMENTS.
  - D. DRAWINGS INDICATE EXISTING CONDITIONS AS THEY WERE INDICATED ON OWNER PROVIDED AS-BUILT DRAWINGS AND SITE VERIFICATION. ACTUAL CONDITIONS MAY VARY FROM THE CONDITIONS INDICATED. THE CONTRACTOR IS RESPONSIBLE TO FIELD VERIFY EXACT CONDITIONS.
  - E. ALL DEVICES, EQUIPMENT, CABLING, ETC. INDICATED IN THE CONTRACT DOCUMENTS TO BE REMOVED SHALL BE THE RESPONSIBILITY OF THE CONTRACTOR TO DISPOSE OF IN ACCORDANCE WITH LOCAL AND FEDERAL REGULATIONS. REFER TO SPECIFICATIONS FOR ADDITIONAL INFORMATION.
  - F. PATCH ALL INTERSTITIAL PENETRATION VOIDS RESULTING FROM DEMOLITION WORK. SEE ARCHITECTURAL DRAWINGS FOR PATCHING DETAILS. MAINTAIN FLOOR AND WALL RATINGS.
  - G. DEMOLISH HOME RUN WIRING BACK TO SOURCE UNLESS NOTED OTHERWISE. DO NOT LEAVE CONDUCTORS ABANDONED IN WIREWAY SYSTEMS LOCATED WITHIN THE INTERSTITIAL SPACES.
  - H. NOT ALL DEVICES SHOWN. DEMOLISH ALL ELECTRICAL EQUIPMENT RELATED TO THE FIRE SYSTEM.

- KEY NOTES:**
- ① DEMOLISH WALL FEED FOR FURNITURE SYSTEM.
  - ② DEMOLISH FLOOR BOX FOR FURNITURE SYSTEM.



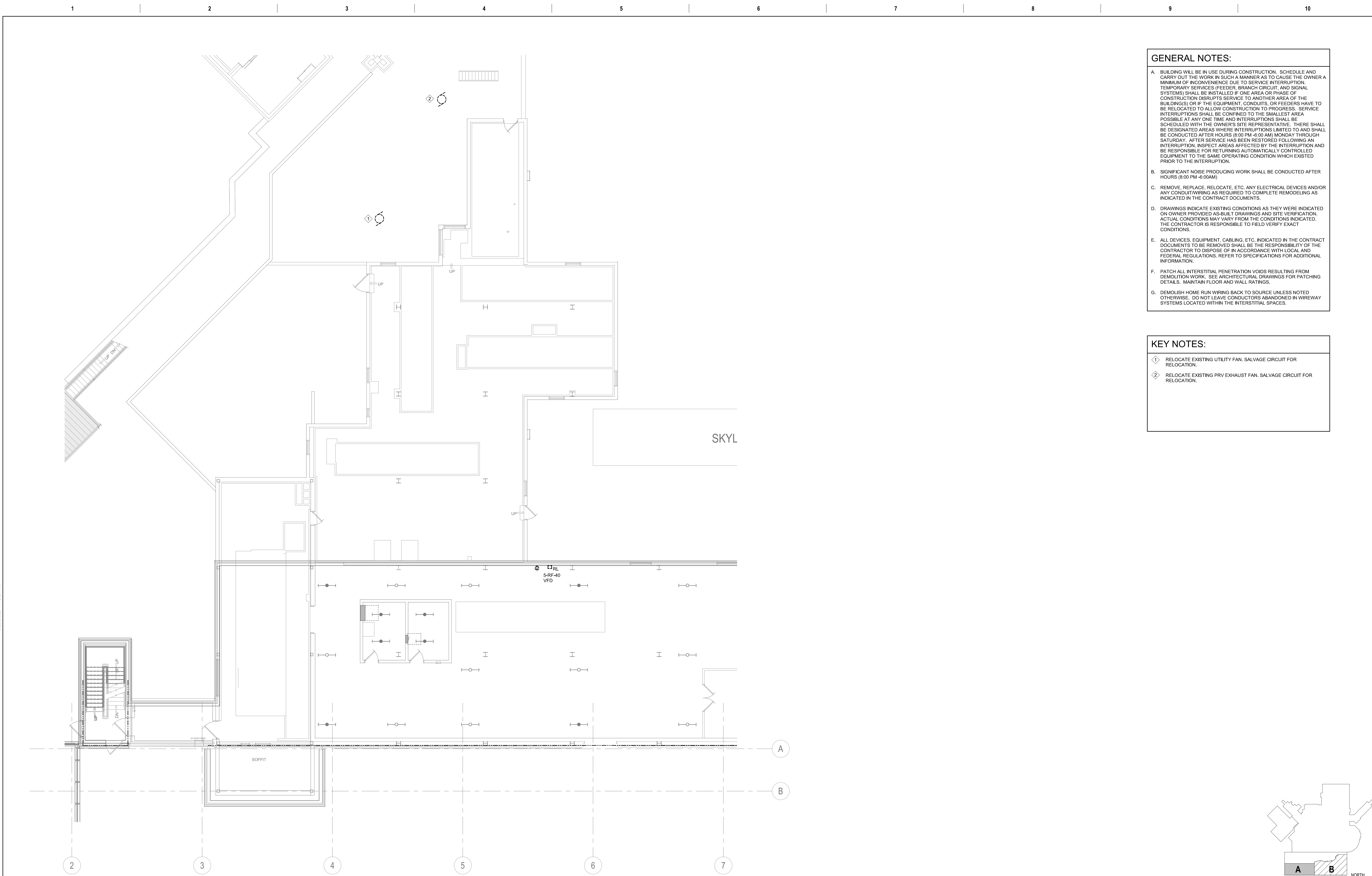
<b>CONSULTANTS</b> ARCHITECTURAL: B W B R STRUCTURAL: ERA MEP: DUNHAM CIVIL: EVS LANDSCAPE: CONFLUENCE		<b>ARCHITECT OF RECORD</b> A E  Stone Group Architects 600 E 7th Street Sioux Falls, SD 57103 605-271-1144		<b>STAMP</b> REGISTERED PROFESSIONAL ENGINEER CURTIS D. BARLAGE SOUTH DAKOTA 46-05'00'		Office of Construction and Facilities Management VA U.S. Department of Veterans Affairs		Drawing Title <b>GROUND LEVEL DEMOLITION SIGNAL PLAN - AREA B</b>		Phase <b>CONSTRUCTION DOCUMENTS</b>		Project Title <b>NEW FRONT LOBBY AND PRIMARY CARE ADDITION</b>		Project Number VA #438-480 SGA #201909	
Approved:		Drawing Number <b>5</b>		Location <b>SIoux FALLS, SOUTH DAKOTA</b>		Issue Date 06/22/2022		Checked CB		Drawn BZ		Drawing Number <b>ED104</b>			

**GENERAL NOTES:**

- A. BUILDING WILL BE IN USE DURING CONSTRUCTION. SCHEDULE AND CARRY OUT THE WORK IN SUCH A MANNER AS TO CAUSE THE OWNER A MINIMUM OF INCONVENIENCE DUE TO SERVICE INTERRUPTION. TEMPORARY SERVICES (FEEDER, BRANCH CIRCUIT, AND SIGNAL SYSTEMS) SHALL BE INSTALLED IF ONE AREA OR PHASE OF CONSTRUCTION DISRUPTS SERVICE TO ANOTHER AREA OF THE BUILDING(S) OR IF THE EQUIPMENT, CONDUITS, OR FEEDERS HAVE TO BE RELOCATED TO ALLOW CONSTRUCTION TO PROGRESS. SERVICE INTERRUPTIONS SHALL BE CONFINED TO THE SMALLEST AREA POSSIBLE AT ANY ONE TIME AND INTERRUPTIONS SHALL BE SCHEDULED WITH THE OWNER'S SITE REPRESENTATIVE. THERE SHALL BE DESIGNATED AREAS WHERE INTERRUPTIONS LIMITED TO AND SHALL BE CONDUCTED AFTER HOURS (8:00 PM -6:00 AM) MONDAY THROUGH SATURDAY. AFTER SERVICE HAS BEEN RESTORED FOLLOWING AN INTERRUPTION, INSPECT AREAS AFFECTED BY THE INTERRUPTION AND BE RESPONSIBLE FOR RETURNING AUTOMATICALLY CONTROLLED EQUIPMENT TO THE SAME OPERATING CONDITION WHICH EXISTED PRIOR TO THE INTERRUPTION.
- B. SIGNIFICANT NOISE PRODUCING WORK SHALL BE CONDUCTED AFTER HOURS (8:00 PM -6:00AM)
- C. REMOVE, REPLACE, RELOCATE, ETC. ANY ELECTRICAL DEVICES AND/OR ANY CONDUIT/WIRING AS REQUIRED TO COMPLETE REMODELING AS INDICATED IN THE CONTRACT DOCUMENTS.
- D. DRAWINGS INDICATE EXISTING CONDITIONS AS THEY WERE INDICATED ON OWNER PROVIDED AS-BUILT DRAWINGS AND SITE VERIFICATION. ACTUAL CONDITIONS MAY VARY FROM THE CONDITIONS INDICATED. THE CONTRACTOR IS RESPONSIBLE TO FIELD VERIFY EXACT CONDITIONS.
- E. ALL DEVICES, EQUIPMENT, CABLING, ETC. INDICATED IN THE CONTRACT DOCUMENTS TO BE REMOVED SHALL BE THE RESPONSIBILITY OF THE CONTRACTOR TO DISPOSE OF IN ACCORDANCE WITH LOCAL AND FEDERAL REGULATIONS. REFER TO SPECIFICATIONS FOR ADDITIONAL INFORMATION.
- F. PATCH ALL INTERSTITIAL PENETRATION VOIDS RESULTING FROM DEMOLITION WORK. SEE ARCHITECTURAL DRAWINGS FOR PATCHING DETAILS. MAINTAIN FLOOR AND WALL RATINGS.
- G. DEMOLISH HOME RUN WIRING BACK TO SOURCE UNLESS NOTED OTHERWISE. DO NOT LEAVE CONDUCTORS ABANDONED IN WIREWAY SYSTEMS LOCATED WITHIN THE INTERSTITIAL SPACES.

**KEY NOTES:**

- ① RELOCATE EXISTING UTILITY FAN. SALVAGE CIRCUIT FOR RELOCATION.
- ② RELOCATE EXISTING PRV EXHAUST FAN. SALVAGE CIRCUIT FOR RELOCATION.



1 FIRST FLOOR DEMOLITION PLAN - AREA A  
1/8" = 1'-0"

Revision#	Description	Date:

**CONSULTANTS**

<b>ARCHITECTURAL:</b> <b>BWB</b> BWB 380 St. Peter St Suite 600 St. Paul, MN 55102 Phone: 651-223-3711	<b>STRUCTURAL:</b> <b>ERA</b> ERICKSEN ROAD ASSOCIATES 2250 University Ave W Suite 423-S St. Paul, MN 55402 Phone: 651-251-1770	<b>MEP:</b> <b>DUNHAM</b> DUNHAM ASSOCIATES, INC. 50 South Sixth St Suite 1100 Minneapolis, MN 55402 Phone: 612-685-7550 0421950-002-00	<b>CIVIL:</b> <b>EVS</b> EVS 10025 Valley View Rd Suite 140 Eden Prairie, MN 55344 Phone: 952-948-0239	<b>LANDSCAPE:</b> <b>CONFLUENCE</b> CONFLUENCE 224 N Main Ave Suite 201 Sioux Falls, SD 57104 Phone: 605-339-1205
--	---	--	--	---

**ARCHITECT OF RECORD**

**A/E:**  
Stone Group Architects  
600 E 7th Street  
Sioux Falls, SD 57103  
605-271-1144

**STAMP**

Office of  
Construction  
and Facilities  
Management

Drawing Title  
**FIRST FLOOR DEMOLITION PLAN - AREA A**

Approved: \_\_\_\_\_

Phase  
**CONSTRUCTION DOCUMENTS**

Project Title  
**NEW FRONT LOBBY AND PRIMARY CARE ADDITION**

Location  
**SIOUX FALLS, SOUTH DAKOTA**

Issue Date  
06/22/2022

Checked  
CB

Drawn  
BZ

Project Number  
VA #438-480  
SGA #201909

Building Number  
5

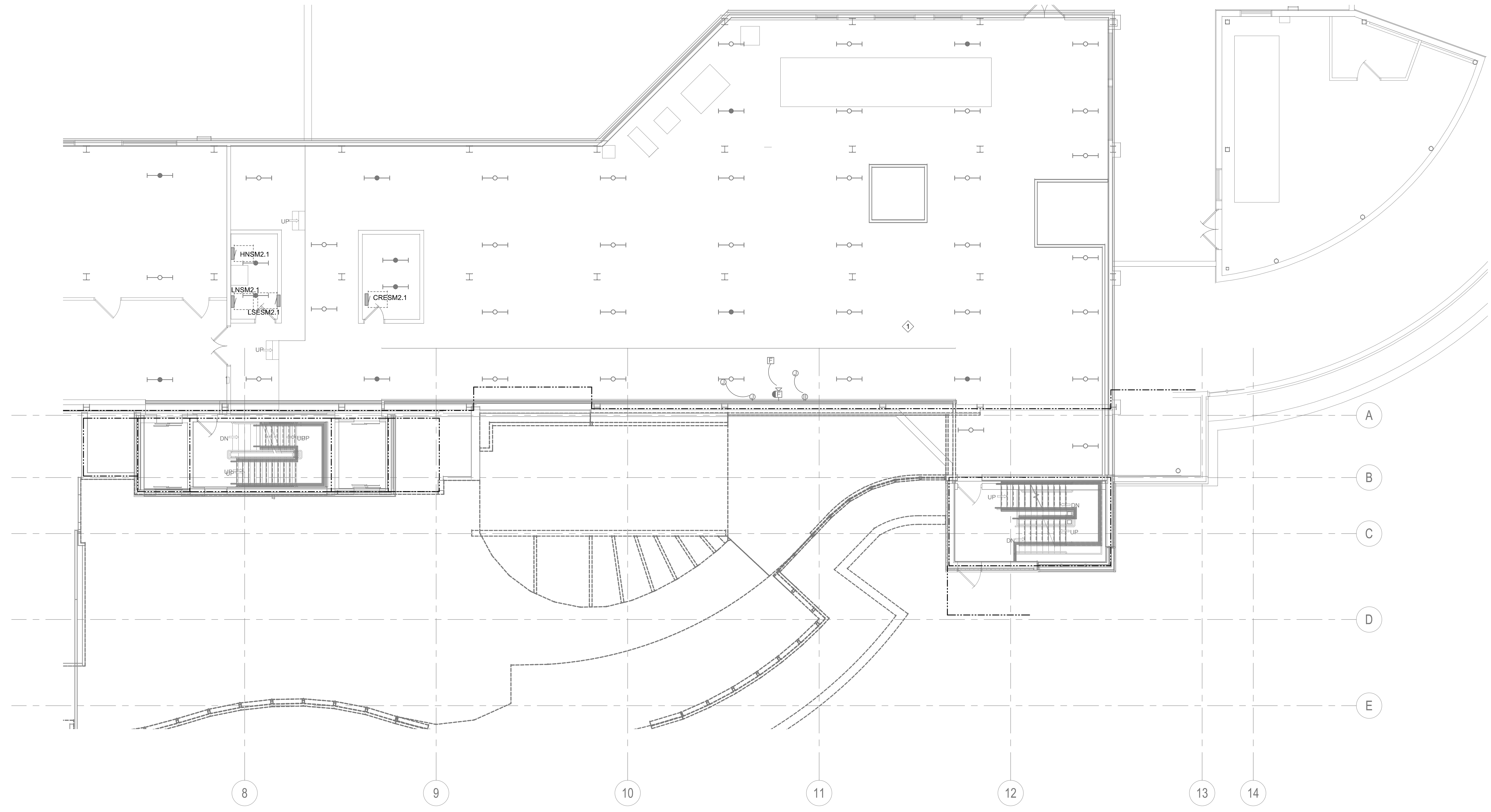
Drawing Number  
ED111

**GENERAL NOTES:**

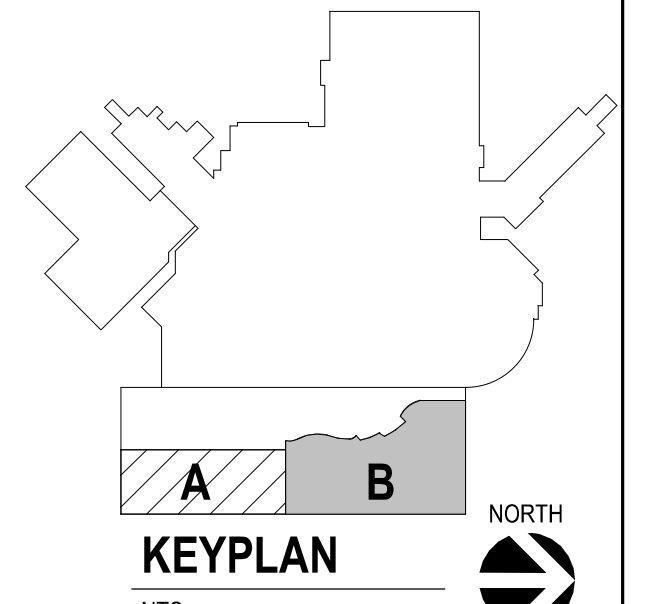
- A. BUILDING WILL BE IN USE DURING CONSTRUCTION. SCHEDULE AND CARRY OUT THE WORK IN SUCH A MANNER AS TO CAUSE THE OWNER A MINIMUM OF INCONVENIENCE DUE TO SERVICE INTERRUPTION. TEMPORARY SERVICES (FEEDER, BRANCH CIRCUIT, AND SIGNAL SYSTEMS) SHALL BE INSTALLED IF ONE AREA OR PHASE OF CONSTRUCTION DISRUPTS SERVICE TO ANOTHER AREA OF THE BUILDING(S) OR IF THE EQUIPMENT, CONDUITS, OR FEEDERS HAVE TO BE RELOCATED TO ALLOW CONSTRUCTION TO PROGRESS. SERVICE INTERRUPTIONS SHALL BE CONFINED TO THE SMALLEST AREA POSSIBLE AT ANY ONE TIME AND INTERRUPTIONS SHALL BE SCHEDULED WITH THE OWNER'S SITE REPRESENTATIVE. THERE SHALL BE DESIGNATED AREAS WHERE INTERRUPTIONS LIMITED TO AND SHALL BE CONDUCTED AFTER HOURS (8:00 PM - 6:00 AM) MONDAY THROUGH SATURDAY. AFTER SERVICE HAS BEEN RESTORED FOLLOWING AN INTERRUPTION, INSPECT AREAS AFFECTED BY THE INTERRUPTION AND BE RESPONSIBLE FOR RETURNING AUTOMATICALLY CONTROLLED EQUIPMENT TO THE SAME OPERATING CONDITION WHICH EXISTED PRIOR TO THE INTERRUPTION.
- B. SIGNIFICANT NOISE PRODUCING WORK SHALL BE CONDUCTED AFTER HOURS (8:00 PM - 6:00AM)
- C. REMOVE, REPLACE, RELOCATE, ETC. ANY ELECTRICAL DEVICES AND/OR ANY CONDUIT/WIRING AS REQUIRED TO COMPLETE REMODELING AS INDICATED IN THE CONTRACT DOCUMENTS.
- D. DRAWINGS INDICATE EXISTING CONDITIONS AS THEY WERE INDICATED ON OWNER PROVIDED AS-BUILT DRAWINGS AND SITE VERIFICATION. ACTUAL CONDITIONS MAY VARY FROM THE CONDITIONS INDICATED. THE CONTRACTOR IS RESPONSIBLE TO FIELD VERIFY EXACT CONDITIONS.
- E. ALL DEVICES, EQUIPMENT, CABLING, ETC. INDICATED IN THE CONTRACT DOCUMENTS TO BE REMOVED SHALL BE THE RESPONSIBILITY OF THE CONTRACTOR TO DISPOSE OF IN ACCORDANCE WITH LOCAL AND FEDERAL REGULATIONS. REFER TO SPECIFICATIONS FOR ADDITIONAL INFORMATION.
- F. PATCH ALL INTERSTITIAL PENETRATION VOIDS RESULTING FROM DEMOLITION WORK. SEE ARCHITECTURAL DRAWINGS FOR PATCHING DETAILS. MAINTAIN FLOOR AND WALL RATINGS.
- G. DEMOLISH HOME RUN WIRING BACK TO SOURCE UNLESS NOTED OTHERWISE. DO NOT LEAVE CONDUCTORS ABANDONED IN WIREWAY SYSTEMS LOCATED WITHIN THE INTERSTITIAL SPACES.

**KEY NOTES:**

- ① REMOVE AND RELOCATE ELECTRICAL EQUIPMENT AS REQUIRED FOR INSTALLATION OF NEW MECHANICAL EQUIPMENT.



① FIRST FLOOR DEMOLITION PLAN - AREA B  
1/8" = 1'-0"



Three inches = one foot  
 one and one half inches = one foot  
 one inch = one foot  
 three quarters inch = one foot  
 one half inch = one foot  
 one quarter inch = one foot  
 three eighths inch = one foot  
 one eighth inch = one foot

6/20/2025 11:19:26 AM  
 C:\Rev\Projects\E - Lobby General\201\_Bldg\_Zum.mxd

Revision#	Description	Date:

**CONSULTANTS**

<b>ARCHITECTURAL:</b> <b>BWB</b> BWBR 380 St. Peter St Suite 600 St. Paul, MN 55102 Phone: 651-223-3761	<b>STRUCTURAL:</b> <b>ERA</b> ERICKSEN ROAD ASSOCIATES 2250 University Ave W Suite 423-S St. Paul, MN 55402 Phone: 651-251-1770	<b>MEP:</b> <b>DUNHAM</b> DUNHAM ASSOCIATES, INC. 50 South Sixth St Suite 1100 Minneapolis, MN 55402 Phone: 612-465-7550 6421950-002-00	<b>CIVIL:</b> <b>EVS</b> EVS 10025 Valley View Rd Suite 140 Eden Prairie, MN 55344 Phone: 952-646-0239	<b>LANDSCAPE:</b> <b>CONFLUENCE</b> CONFLUENCE 224 N Main Ave Suite 201 Sioux Falls, SD 57104 Phone: 605-339-1205
---	---	--	--	---

**ARCHITECT OF RECORD**

**A/E:**  
**Stone Group Architects**  
 600 E 7th Street  
 Sioux Falls, SD 57103  
 605-271-1144

**STAMP**

**Office of Construction and Facilities Management**

**VA** U.S. Department of Veterans Affairs

Drawing Title  
**FIRST FLOOR DEMOLITION PLAN - AREA B**

Approved: \_\_\_\_\_

Phase  
**CONSTRUCTION DOCUMENTS**

Project Title  
**NEW FRONT LOBBY AND PRIMARY CARE ADDITION**

Location  
**SIoux FALLS, SOUTH DAKOTA**

Issue Date  
 06/22/2022

Checked  
 CB

Drawn  
 BZ

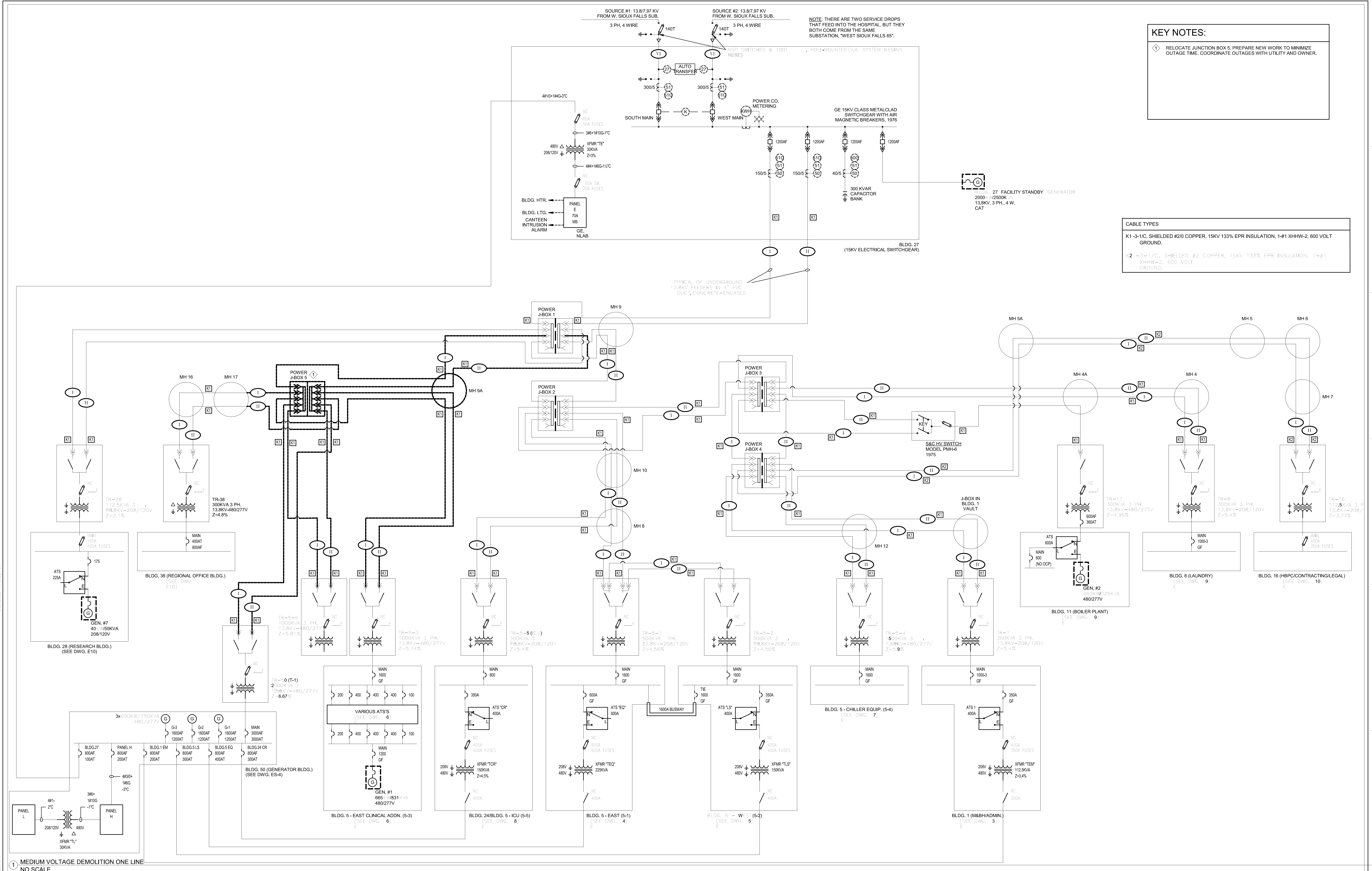
Project Number  
 VA #438-480  
 SGA #201909

Building Number  
 5

Drawing Number  
**ED112**



Three inches = one foot  
one and one half inches = one foot  
one inch = one foot  
Three quarters inch = one foot  
one half inch = one foot  
one quarter inch = one foot  
one eighth inch = one foot  
one eighth inch = one foot



**KEY NOTES:**  
RELOCATE JUNCTION BOX 5. PREPARE NEW WORK TO MINIMIZE OUTAGE TIME. COORDINATE OUTAGES WITH UTILITY AND OWNER.

**CABLE TYPES**  
K1-3-1/C, SHIELDED #2/0 COPPER, 15KV 133% EPR INSULATION, 1-#1 XHHW-2, 600 VOLT GROUND.  
#2-3-1/C, SHIELDED #2 COPPER, 15KV 133% EPR INSULATION, 1-#1 XHHW-2, 600 VOLT GROUND.

NOTE: THERE ARE TWO SERVICE DROPS THAT FEED INTO THE HOSPITAL, BUT THEY BOTH COME FROM THE SAME SUBSTATION, "WEST SIOUX FALLS 65".

TYPICAL OF UNDERGROUND 13.8KV FEEDERS IN 4" PVC DUCT, CONCRETE-ENCASED

1 MEDIUM VOLTAGE DEMOLITION ONE LINE NO SCALE

Revision#	Description	Date:

**CONSULTANTS**

<b>ARCHITECTURAL:</b> BWB 380 St. Peter St Suite 600 St. Paul, MN 55102 Phone: 651-223-3761	<b>STRUCTURAL:</b> ERA 2250 University Ave W Suite 423-S St. Paul, MN 55402 Phone: 651-251-1770	<b>MEP:</b> DUNHAM 50 South Sixth St Suite 1100 Minneapolis, MN 55402 Phone: 612-465-7550 0421950-002-00	<b>CIVIL:</b> EVS 10025 Valley View Rd Suite 140 Eden Prairie, MN 55344 Phone: 952-946-0299	<b>LANDSCAPE:</b> CONFLUENCE 224 N Main Ave Suite 201 Sioux Falls, SD 57104 Phone: 605-339-1205
--	--	--	--	--

**ARCHITECT OF RECORD**

A/E:  
Stone Group Architects  
600 E 7th Street  
Sioux Falls, SD 57103  
605-271-1144

**STAMP**  
CURTIS D. BARLAGE  
REGISTERED ELECTRICAL ENGINEER  
NO. 4838  
SOUTH DAKOTA  
26-05'00'

**Office of Construction and Facilities Management**

VA U.S. Department of Veterans Affairs

**Drawing Title**  
ELECTRICAL RISER DEMOLITION

**Approved:**

**Phase**  
CONSTRUCTION DOCUMENTS

**Project Title**  
NEW FRONT LOBBY AND PRIMARY CARE ADDITION

**Location**  
SIOUX FALLS, SOUTH DAKOTA

**Issue Date**  
06/22/2022

**Checked**  
CB

**Drawn**  
BZ

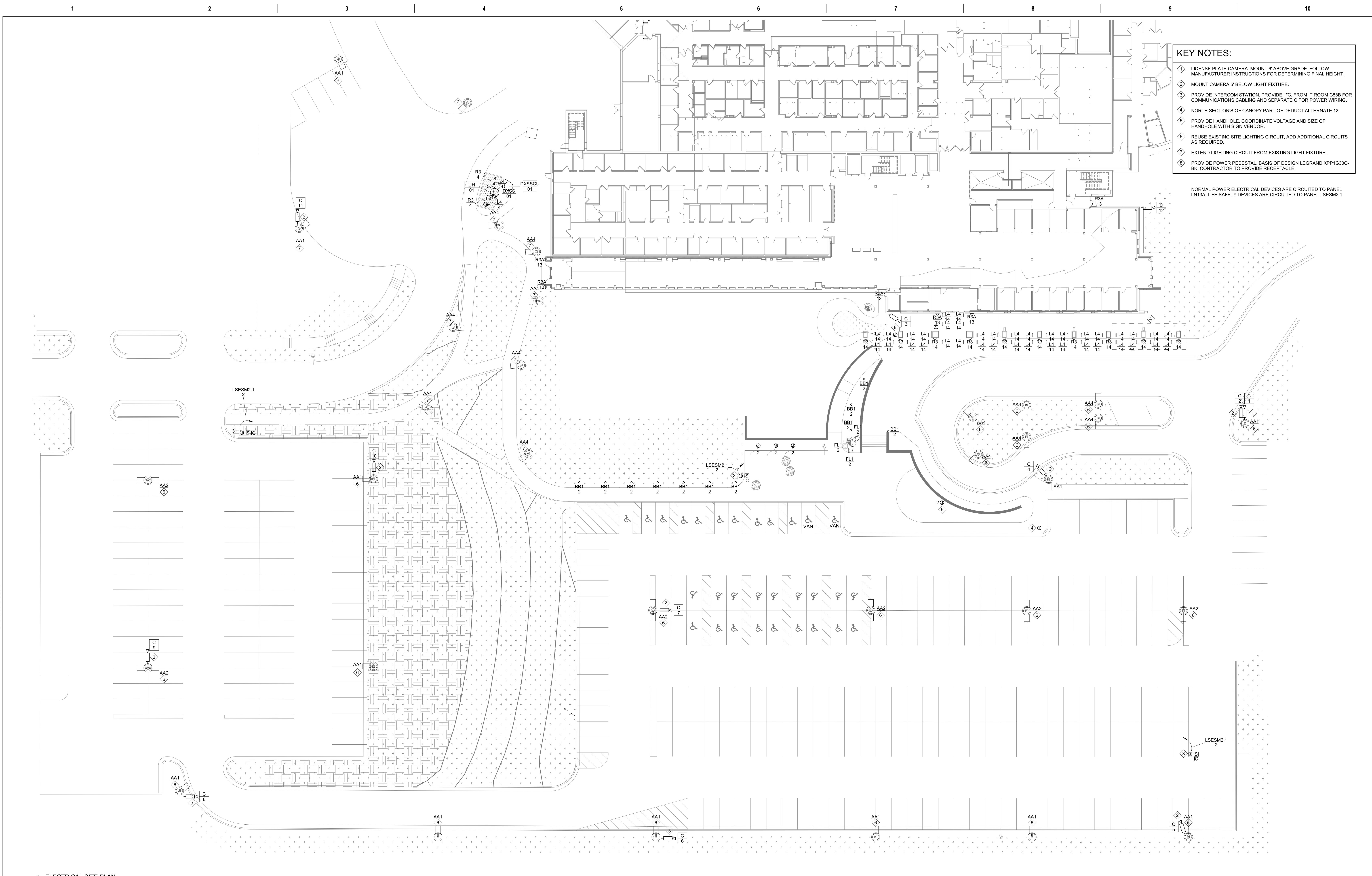
**Project Number**  
VA #438-480  
SGA #201909

**Building Number**  
5

**Drawing Number**  
ED300

- KEY NOTES:**
- LICENSE PLATE CAMERA, MOUNT 6' ABOVE GRADE. FOLLOW MANUFACTURER INSTRUCTIONS FOR DETERMINING FINAL HEIGHT.
  - MOUNT CAMERA 5' BELOW LIGHT FIXTURE.
  - PROVIDE INTERCOM STATION. PROVIDE 1" C. FROM IT ROOM C58B FOR COMMUNICATIONS CABLING AND SEPARATE C FOR POWER WIRING.
  - NORTH SECTION'S OF CANOPY PART OF DEDUCT ALTERNATE 12.
  - PROVIDE HANDHOLE. COORDINATE VOLTAGE AND SIZE OF HANDHOLE WITH SIGN VENDOR.
  - REUSE EXISTING SITE LIGHTING CIRCUIT. ADD ADDITIONAL CIRCUITS AS REQUIRED.
  - EXTEND LIGHTING CIRCUIT FROM EXISTING LIGHT FIXTURE.
  - PROVIDE POWER PEDESTAL. BASIS OF DESIGN LEGRAND XPP1G30C-BK. CONTRACTOR TO PROVIDE RECEPTACLE.

NORMAL POWER ELECTRICAL DEVICES ARE CIRCUITED TO PANEL LN13A. LIFE SAFETY DEVICES ARE CIRCUITED TO PANEL LSESM2.1.



1 ELECTRICAL SITE PLAN  
1" = 20'-0"

Revision#	Description	Date:

**CONSULTANTS**

<b>ARCHITECTURAL:</b> BWB 380 St. Peter St Suite 600 St. Paul, MN 55102 Phone: 651-223-3761	<b>STRUCTURAL:</b> ERA 2250 University Ave W Suite 423-S St. Paul, MN 55402 Phone: 651-251-1770	<b>MEP:</b> DUNHAM 50 South Sixth St Suite 1100 Minneapolis, MN 55402 Phone: 612-665-7550 0421950-002-00	<b>CIVIL:</b> EVS 10025 Valley View Rd Suite 140 Eden Prairie, MN 55444 Phone: 952-646-4239	<b>LANDSCAPE:</b> CONFLUENCE 224 N Main Ave Suite 201 Sioux Falls, SD 57104 Phone: 605-339-1205
--	--	--	--	--

**ARCHITECT OF RECORD**

A/E:  
Stone Group Architects  
600 E 7th Street  
Sioux Falls, SD 57103  
605-271-1144

**STAMP**

Office of  
Construction  
and Facilities  
Management

VA U.S. Department  
of Veterans Affairs

Drawing Title  
**ELECTRICAL SITE PLAN**

Approved:

Phase  
**CONSTRUCTION  
DOCUMENTS**

Project Title  
**NEW FRONT LOBBY AND  
PRIMARY CARE ADDITION**

Location  
**SIOUX FALLS, SOUTH DAKOTA**

Issue Date  
06/22/2022

Checked  
CB

Drawn  
BZ

Project Number  
VA #438-480  
SGA #201909

Building Number  
5

Drawing Number  
EE100

**KEY NOTES:**

- ① REPLACE MEDIUM VOLTAGE FEEDER 2 JUNCTION BOX 5. COORDINATE WITH UTILITY AND OWNER.
- ② REFER TO SHEET EE302 FOR ADDITIONAL INFORMATION.



1 MEDIUM VOLTAGE SITE PLAN  
1" = 40'-0"

Revision#	Description	Date:

**CONSULTANTS**

<p><b>ARCHITECTURAL:</b> BWB 380 St. Peter St Suite 600 St. Paul, MN 55102 Phone: 651-223-3761</p>	<p><b>STRUCTURAL:</b> ERA 2250 University Ave W Suite 423-S St. Paul, MN 55402 Phone: 651-251-1770</p>	<p><b>MEP:</b> DUNHAM 50 South Sixth St Suite 1100 Minneapolis, MN 55402 Phone: 612-465-7550 0421950-002-00</p>	<p><b>CIVIL:</b> EVS 10025 Valley View Rd Suite 140 Eden Prairie, MN 55344 Phone: 952-646-0239</p>	<p><b>LANDSCAPE:</b> CONFLUENCE 224 N Main Ave Suite 201 Sioux Falls, SD 57104 Phone: 605-339-1205</p>
--	--	---	--	--

**ARCHITECT OF RECORD**

A/E:  
Stone Group Architects  
600 E 7th Street  
Sioux Falls, SD 57103  
605-271-1144

**STAMP**

Office of Construction and Facilities Management  
VA U.S. Department of Veterans Affairs

Drawing Title  
**ELECTRICAL SITE MEDIUM VOLTAGE PLAN**

Approved: \_\_\_\_\_

Phase  
**CONSTRUCTION DOCUMENTS**

Project Title  
**NEW FRONT LOBBY AND PRIMARY CARE ADDITION**

Location  
**SIoux FALLS, SOUTH DAKOTA**

Issue Date 06/22/2022	Checked CB	Drawn BZ
--------------------------	---------------	-------------

Project Number  
VA #438-480  
SGA #201909

Building Number  
5

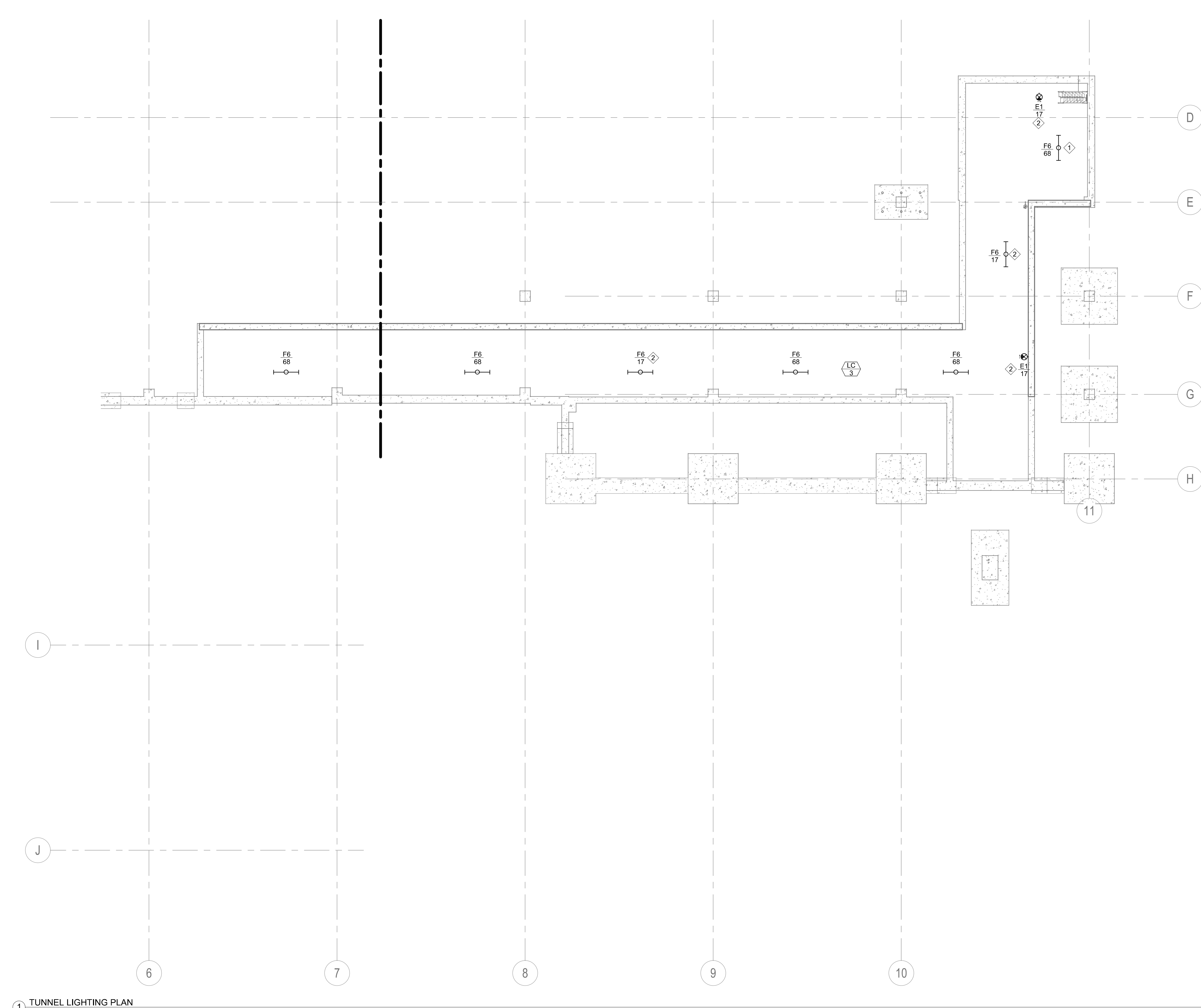
Drawing Number  
EE101

**GENERAL NOTES:**

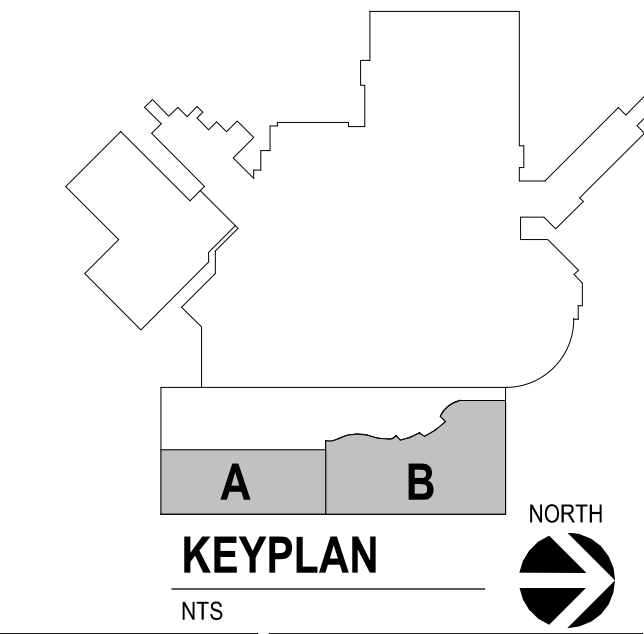
- A. BUILDING WILL BE IN USE DURING CONSTRUCTION. SCHEDULE AND CARRY OUT THE WORK IN SUCH A MANNER AS TO CAUSE THE OWNER A MINIMUM OF INCONVENIENCE DUE TO SERVICE INTERRUPTION. TEMPORARY SERVICES (FEEDER, BRANCH CIRCUIT, AND SIGNAL SYSTEMS) SHALL BE INSTALLED IF ONE AREA OR PHASE OF CONSTRUCTION DISRUPTS SERVICE TO ANOTHER AREA OF THE BUILDING(S) OR IF THE EQUIPMENT, CONDUITS, OR FEEDERS HAVE TO BE RELOCATED TO ALLOW CONSTRUCTION TO PROGRESS. SERVICE INTERRUPTIONS SHALL BE CONFINED TO THE SMALLEST AREA POSSIBLE AT ANY ONE TIME AND INTERRUPTIONS SHALL BE SCHEDULED WITH THE OWNER'S SITE REPRESENTATIVE. THERE SHALL BE DESIGNATED AREAS WHERE INTERRUPTIONS LIMITED TO AND SHALL BE CONDUCTED AFTER HOURS (8:00 PM - 6:00 AM) MONDAY THROUGH SATURDAY. AFTER SERVICE HAS BEEN RESTORED FOLLOWING AN INTERRUPTION, INSPECT AREAS AFFECTED BY THE INTERRUPTION AND BE RESPONSIBLE FOR RETURNING AUTOMATICALLY CONTROLLED EQUIPMENT TO THE SAME OPERATING CONDITION WHICH EXISTED PRIOR TO THE INTERRUPTION.
- B. SIGNIFICANT NOISE PRODUCING WORK SHALL BE CONDUCTED AFTER HOURS (8:00 PM - 6:00AM)
- C. REMOVE, REPLACE, RELOCATE, ETC. ANY ELECTRICAL DEVICES AND/OR ANY CONDUIT/WIRING AS REQUIRED TO COMPLETE REMODELING AS INDICATED IN THE CONTRACT DOCUMENTS.
- D. DRAWINGS INDICATE EXISTING CONDITIONS AS THEY WERE INDICATED ON OWNER PROVIDED AS-BUILT DRAWINGS AND SITE VERIFICATION. ACTUAL CONDITIONS MAY VARY FROM THE CONDITIONS INDICATED. THE CONTRACTOR IS RESPONSIBLE TO FIELD VERIFY EXACT CONDITIONS.
- E. ALL DEVICES, EQUIPMENT, CABLING, ETC. INDICATED IN THE CONTRACT DOCUMENTS TO BE REMOVED SHALL BE THE RESPONSIBILITY OF THE CONTRACTOR TO DISPOSE OF IN ACCORDANCE WITH LOCAL AND FEDERAL REGULATIONS. REFER TO SPECIFICATIONS FOR ADDITIONAL INFORMATION.
- F. PATCH ALL INTERSTITIAL PENETRATION VOIDS RESULTING FROM DEMOLITION WORK. SEE ARCHITECTURAL DRAWINGS FOR PATCHING DETAILS. MAINTAIN FLOOR AND WALL RATINGS.
- G. DEMOLISH HOME RUN WIRING BACK TO SOURCE UNLESS NOTED OTHERWISE. DO NOT LEAVE CONDUCTORS ABANDONED IN WIREWAY SYSTEMS LOCATED WITHIN THE INTERSTITIAL SPACES.
- H. NORMAL POWER ELECTRICAL DEVICES ARE CIRCUITED TO PANEL LNSM2.1A. LIFE SAFETY DEVICES ARE CIRCUITED TO PANEL LSES2.1.

**KEY NOTES:**

- ① COORDINATE LIGHT FIXTURE LOCATIONS WITH OTHER TRADES.
- ② LIFE SAFETY CIRCUIT. PANEL LSES2.1



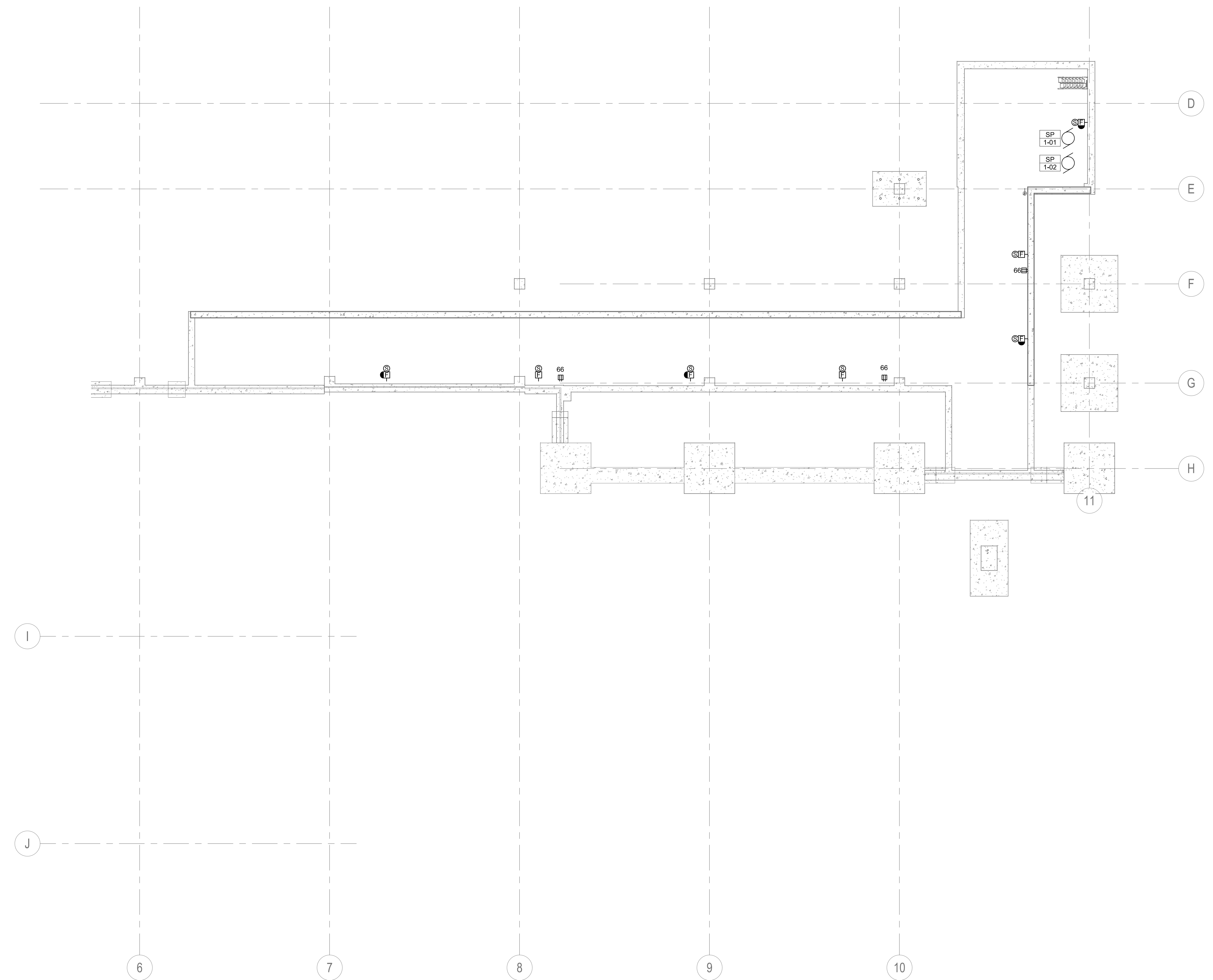
1 TUNNEL LIGHTING PLAN  
1/8" = 1'-0"



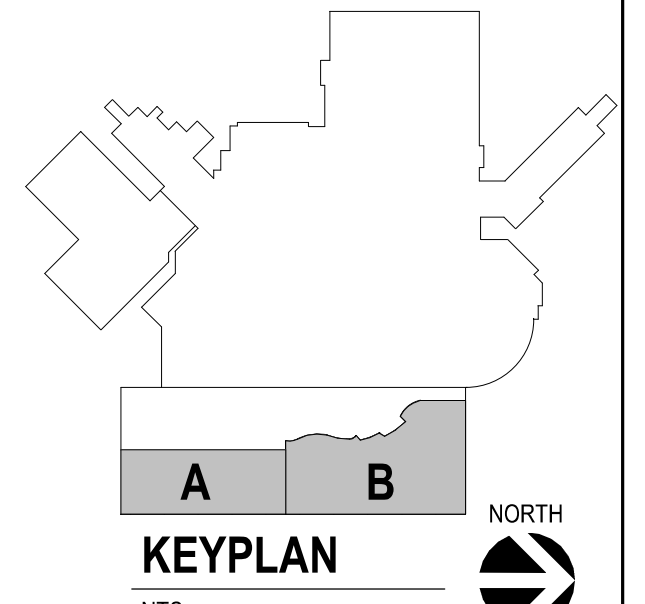
<b>CONSULTANTS</b> ARCHITECTURAL: B W B R STRUCTURAL: ERA MEP: DUNHAM CIVIL: EVS LANDSCAPE: CONFLUENCE BWBR: 380 St. Peter St, Suite 600, St. Paul, MN 55102, Phone: 651-223-3701 ERA: 2250 University Ave W, Suite 423-S, St. Paul, MN 55402, Phone: 651-251-1770 DUNHAM: 50 South Sixth St, Suite 1100, Minneapolis, MN 55402, Phone: 612-685-7550 EVS: 10025 Valley View Rd, Suite 140, Eden Prairie, MN 55344, Phone: 952-646-0209 CONFLUENCE: 224 N Main Ave, Suite 201, Sioux Falls, SD 57104, Phone: 605-339-1205		<b>ARCHITECT OF RECORD</b> A E  Stone Group Architects 600 E 7th Street Sioux Falls, SD 57103 605-271-1144 		<b>STAMP</b> REGISTERED PROFESSIONAL ELECTRICAL ENGINEER 4838 CURTIS D. BARLAGE SOUTH DAKOTA 20-05'00"		<b>Office of Construction and Facilities Management</b> VA U.S. Department of Veterans Affairs		Drawing Title: LOWER LEVEL LIGHTING PLAN Approved:		Phase: CONSTRUCTION DOCUMENTS		Project Title: NEW FRONT LOBBY AND PRIMARY CARE ADDITION Location: SIOUX FALLS, SOUTH DAKOTA Issue Date: 06/22/2022 Checked: CB Drawn: BZ		Project Number: VA #438-480 SGA #201909 Building Number: 5 Drawing Number: EL001	
--	--	--	--	--	--	---	--	---	--	-------------------------------	--	---	--	--	--

**GENERAL NOTES:**

- A. BUILDING WILL BE IN USE DURING CONSTRUCTION. SCHEDULE AND CARRY OUT THE WORK IN SUCH A MANNER AS TO CAUSE THE OWNER A MINIMUM OF INCONVENIENCE DUE TO SERVICE INTERRUPTION. TEMPORARY SERVICES (FEEDER, BRANCH CIRCUIT, AND SIGNAL SYSTEMS) SHALL BE INSTALLED IF ONE AREA OR PHASE OF CONSTRUCTION DISRUPTS SERVICE TO ANOTHER AREA OF THE BUILDING(S) OR IF THE EQUIPMENT, CONDUITS, OR FEEDERS HAVE TO BE RELOCATED TO ALLOW CONSTRUCTION TO PROGRESS. SERVICE INTERRUPTIONS SHALL BE CONFINED TO THE SMALLEST AREA POSSIBLE AT ANY ONE TIME AND INTERRUPTIONS SHALL BE SCHEDULED WITH THE OWNER'S SITE REPRESENTATIVE. THERE SHALL BE DESIGNATED AREAS WHERE INTERRUPTIONS LIMITED TO AND SHALL BE CONDUCTED AFTER HOURS (8:00 PM - 6:00 AM MONDAY THROUGH SATURDAY). AFTER SERVICE HAS BEEN RESTORED FOLLOWING AN INTERRUPTION, INSPECT AREAS AFFECTED BY THE INTERRUPTION AND BE RESPONSIBLE FOR RETURNING AUTOMATICALLY CONTROLLED EQUIPMENT TO THE SAME OPERATING CONDITION WHICH EXISTED PRIOR TO THE INTERRUPTION.
- B. SIGNIFICANT NOISE PRODUCING WORK SHALL BE CONDUCTED AFTER HOURS (8:00 PM - 6:00AM)
- C. REMOVE, REPLACE, RELOCATE, ETC. ANY ELECTRICAL DEVICES AND/OR ANY CONDUIT WIRING AS REQUIRED TO COMPLETE REMODELING AS INDICATED IN THE CONTRACT DOCUMENTS.
- D. DRAWINGS INDICATE EXISTING CONDITIONS AS THEY WERE INDICATED ON OWNER PROVIDED AS-BUILT DRAWINGS AND SITE VERIFICATION. ACTUAL CONDITIONS MAY VARY FROM THE CONDITIONS INDICATED. THE CONTRACTOR IS RESPONSIBLE TO FIELD VERIFY EXACT CONDITIONS.
- E. ALL DEVICES, EQUIPMENT, CABLING, ETC. INDICATED IN THE CONTRACT DOCUMENTS TO BE REMOVED SHALL BE THE RESPONSIBILITY OF THE CONTRACTOR TO DISPOSE OF IN ACCORDANCE WITH LOCAL AND FEDERAL REGULATIONS. REFER TO SPECIFICATIONS FOR ADDITIONAL INFORMATION.
- F. PATCH ALL INTERSTITIAL PENETRATION VOIDS RESULTING FROM DEMOLITION WORK. SEE ARCHITECTURAL DRAWINGS FOR PATCHING DETAILS. MAINTAIN FLOOR AND WALL RATINGS.
- G. DEMOLISH HOME RUN WIRING BACK TO SOURCE UNLESS NOTED OTHERWISE. DO NOT LEAVE CONDUCTORS ABANDONED IN WIREWAY SYSTEMS LOCATED WITHIN THE INTERSTITIAL SPACES.
- H. NORMAL POWER ELECTRICAL DEVICES ARE CIRCUITED TO PANEL LNSM2.1A. LIFE SAFETY DEVICES ARE CIRCUITED TO PANEL LSES2M2.1.




1 TUNNEL POWER AND SYSTEMS PLAN  
1/8" = 1'-0"



	<p><b>CONSULTANTS</b></p> <p>ARCHITECTURAL: <b>BWB</b> 380 St. Peter St Suite 600 St. Paul, MN 55102 Phone: 651-223-3761</p> <p>STRUCTURAL: <b>ERA</b> 2250 University Ave W Suite 423-S St. Paul, MN 55402 Phone: 651-251-1770</p> <p>MEP: <b>DUNHAM</b> 50 South Sixth St Suite 1100 Minneapolis, MN 55402 Phone: 612-465-7550 0421950-002-00</p> <p>CIVIL: <b>EVS</b> 10025 Valley View Rd Suite 140 Eden Prairie, MN 55344 Phone: 952-646-0239</p> <p>LANDSCAPE: <b>CONFLUENCE</b> 224 N Main Ave Suite 201 Sioux Falls, SD 57104 Phone: 605-339-1205</p>	<p><b>ARCHITECT OF RECORD</b></p> <p><b>Stone Group Architects</b> 600 E 7th Street Sioux Falls, SD 57103 605-271-1144</p>	<p>STAMP</p>	<p>Office of Construction and Facilities Management</p> <p><b>VA</b> U.S. Department of Veterans Affairs</p>	<p>Drawing Title</p> <p><b>LOWER LEVEL POWER AND SYSTEMS PLAN</b></p> <p>Approved: _____</p>	<p>Phase</p> <p><b>CONSTRUCTION DOCUMENTS</b></p>	<p>Project Title</p> <p><b>NEW FRONT LOBBY AND PRIMARY CARE ADDITION</b></p>	<p>Location</p> <p><b>SIoux FALLS, SOUTH DAKOTA</b></p>	<p>Issue Date</p> <p>06/22/2022</p>	<p>Checked</p> <p>CB</p>	<p>Drawn</p> <p>BZ</p>	<p>Project Number</p> <p>VA #438-480 SGA #201909</p> <p>Building Number</p> <p>5</p> <p>Drawing Number</p> <p>EE001</p>
--	---	--	--------------	--	--	---	--	---	-------------------------------------	--------------------------	------------------------	---

Three inches = one foot  
 one and one half inches = one foot  
 one inch = one foot  
 three quarters inch = one foot  
 one half inch = one foot  
 one quarter inch = one foot  
 three eighths inch = one foot  
 one eighth inch = one foot



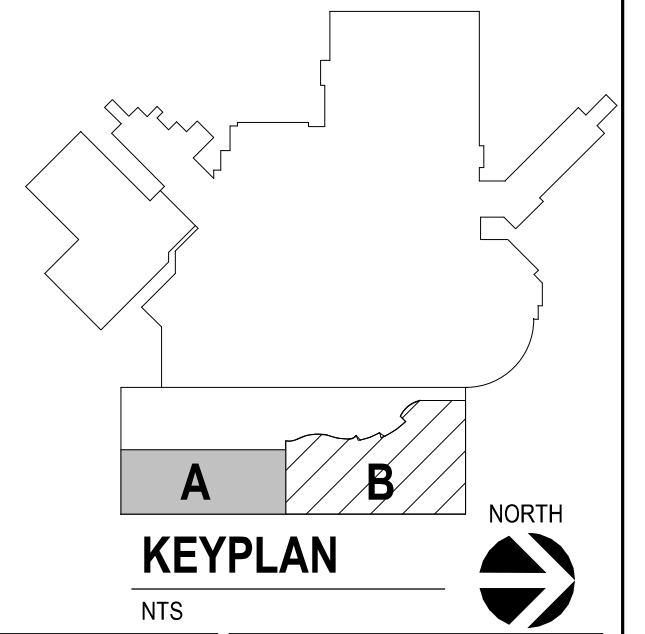
1 GROUND LEVEL LIGHTING PLAN - ZONE A  
 1/8" = 1'-0"

**GENERAL NOTES:**

- A. BUILDING WILL BE IN USE DURING CONSTRUCTION. SCHEDULE AND CARRY OUT THE WORK IN SUCH A MANNER AS TO CAUSE THE OWNER A MINIMUM OF INCONVENIENCE DUE TO SERVICE INTERRUPTION. TEMPORARY SERVICES (FEEDER, BRANCH CIRCUIT, AND SIGNAL SYSTEMS) SHALL BE INSTALLED IF ONE AREA OR PHASE OF CONSTRUCTION DISRUPTS SERVICE TO ANOTHER AREA OF THE BUILDING(S) OR IF THE EQUIPMENT, CONDUITS, OR FEEDERS HAVE TO BE RELOCATED TO ALLOW CONSTRUCTION TO PROGRESS. SERVICE INTERRUPTIONS SHALL BE CONFINED TO THE SMALLEST AREA POSSIBLE AT ANY ONE TIME AND INTERRUPTIONS SHALL BE SCHEDULED WITH THE OWNER'S SITE REPRESENTATIVE. THERE SHALL BE DESIGNATED AREAS WHERE INTERRUPTIONS LIMITED TO AND SHALL BE CONDUCTED AFTER HOURS (8:00 PM - 6:00 AM) MONDAY THROUGH SATURDAY. AFTER SERVICE HAS BEEN RESTORED FOLLOWING AN INTERRUPTION, INSPECT AREAS AFFECTED BY THE INTERRUPTION AND BE RESPONSIBLE FOR RETURNING AUTOMATICALLY CONTROLLED EQUIPMENT TO THE SAME OPERATING CONDITION WHICH EXISTED PRIOR TO THE INTERRUPTION.
- B. SIGNIFICANT NOISE PRODUCING WORK SHALL BE CONDUCTED AFTER HOURS (8:00 PM - 6:00AM)
- C. REMOVE, REPLACE, RELOCATE, ETC. ANY ELECTRICAL DEVICES AND/OR ANY CONDUIT/WIRING AS REQUIRED TO COMPLETE REMODELING AS INDICATED IN THE CONTRACT DOCUMENTS.
- D. DRAWINGS INDICATE EXISTING CONDITIONS AS THEY WERE INDICATED ON OWNER PROVIDED AS-BUILT DRAWINGS AND SITE VERIFICATION. ACTUAL CONDITIONS MAY VARY FROM THE CONDITIONS INDICATED. THE CONTRACTOR IS RESPONSIBLE TO FIELD VERIFY EXACT CONDITIONS.
- E. ALL DEVICES, EQUIPMENT, CABLING, ETC. INDICATED IN THE CONTRACT DOCUMENTS TO BE REMOVED SHALL BE THE RESPONSIBILITY OF THE CONTRACTOR TO DISPOSE OF IN ACCORDANCE WITH LOCAL AND FEDERAL REGULATIONS. REFER TO SPECIFICATIONS FOR ADDITIONAL INFORMATION.
- F. PATCH ALL INTERSTITIAL PENETRATION VOIDS RESULTING FROM DEMOLITION WORK. SEE ARCHITECTURAL DRAWINGS FOR PATCHING DETAILS. MAINTAIN FLOOR AND WALL RATINGS.
- G. DEMOLISH HOME RUN WIRING BACK TO SOURCE UNLESS NOTED OTHERWISE. DO NOT LEAVE CONDUCTORS ABANDONED IN WIREWAY SYSTEMS LOCATED WITHIN THE INTERSTITIAL SPACES.

**KEY NOTES:**

- ① BASE BID TO INCLUDE ROLLER SHADE SYSTEM. DEDUCT ALTERNATE 5 TO NOT INCLUDE ROLLER SHADE SYSTEM FOR WEST WALL WINDOWS.
- ② BASE BID TO INCLUDE ROLLER SHADE SYSTEM. DEDUCT ALTERNATE 9 DOES NOT INCLUDE ROLLER SHADE SYSTEM.
- ③ STRIP LIGHT MOUNTED ON OLD ROOF SURFACE TO PROVIDE UPLIGHT.



Revision#	Description	Date:

**CONSULTANTS**

<b>ARCHITECTURAL:</b> BWB 380 St. Peter St Suite 600 St. Paul, MN 55102 Phone: 651-223-3761	<b>STRUCTURAL:</b> ERA 2250 University Ave W Suite 423-S St. Paul, MN 55402 Phone: 651-251-1770	<b>MEP:</b> DUNHAM 50 South Sixth St Suite 1100 Minneapolis, MN 55402 Phone: 612-646-7550 0421950-002-00	<b>CIVIL:</b> EVS 10025 Valley View Rd Suite 140 Eden Prairie, MN 55344 Phone: 952-646-0239	<b>LANDSCAPE:</b> CONFLUENCE 224 N Main Ave Suite 201 Sioux Falls, SD 57104 Phone: 605-339-1205
--	--	--	--	--

**ARCHITECT OF RECORD**

A/E:  
**Stone Group Architects**  
 600 E 7th Street  
 Sioux Falls, SD 57103  
 605-271-1144

**STAMP**

Professional Engineer  
 Curtis D. Barlage  
 44-05'00'  
 REGISTERED PROFESSIONAL ENGINEER  
 4838  
 CURTIS D. BARLAGE  
 SOUTH DAKOTA

**Office of Construction and Facilities Management**

VA U.S. Department of Veterans Affairs

Drawing Title  
**GROUND LEVEL LIGHTING PLAN - AREA A**

Approved: \_\_\_\_\_

Phase  
**CONSTRUCTION DOCUMENTS**

Project Title  
**NEW FRONT LOBBY AND PRIMARY CARE ADDITION**

Location  
**SIoux FALLS, SOUTH DAKOTA**

Issue Date  
 06/22/2022

Checked  
 CB

Drawn  
 BZ

Project Number  
 VA #438-480  
 SGA #201909

Building Number  
 5

Drawing Number  
**EL101**

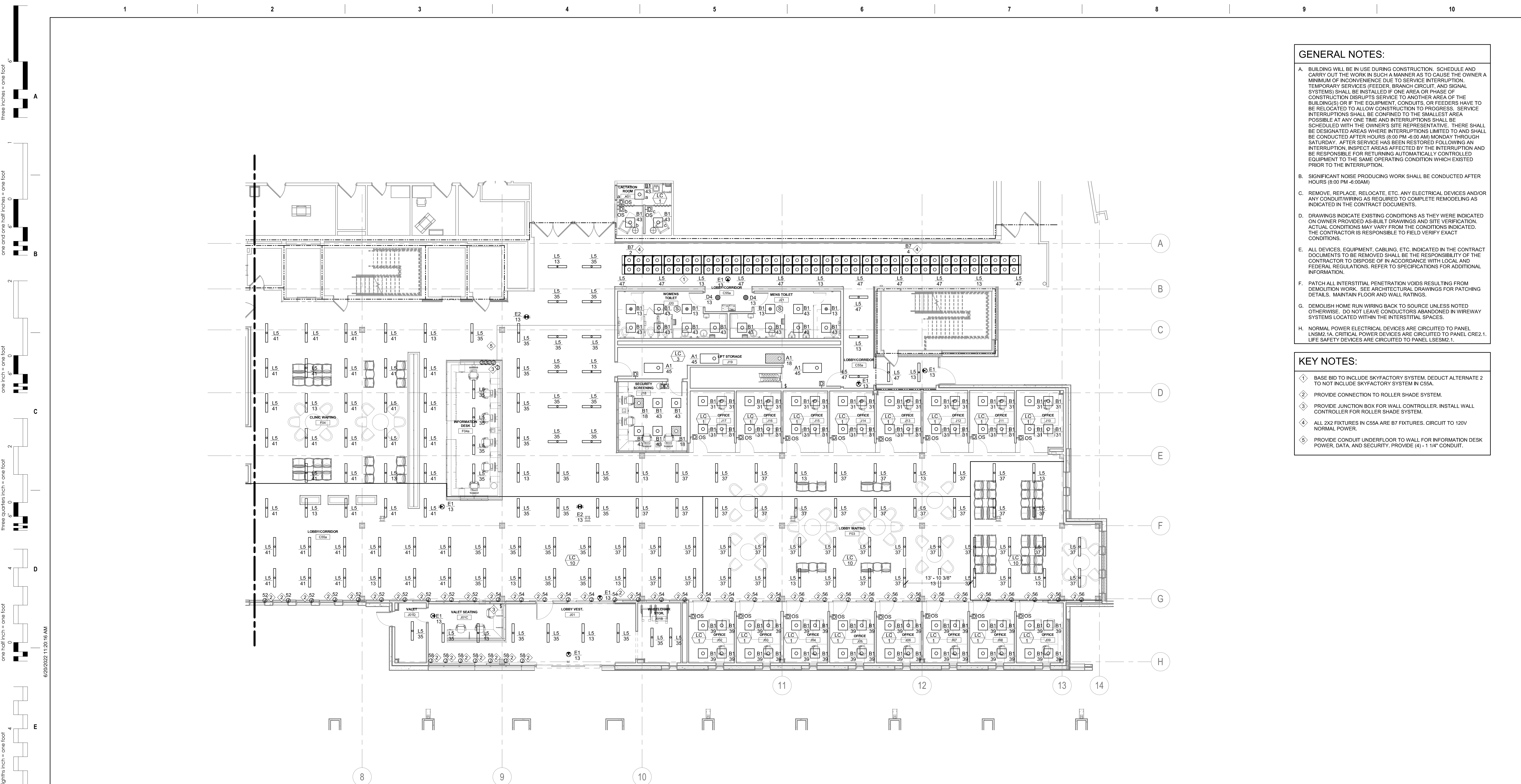
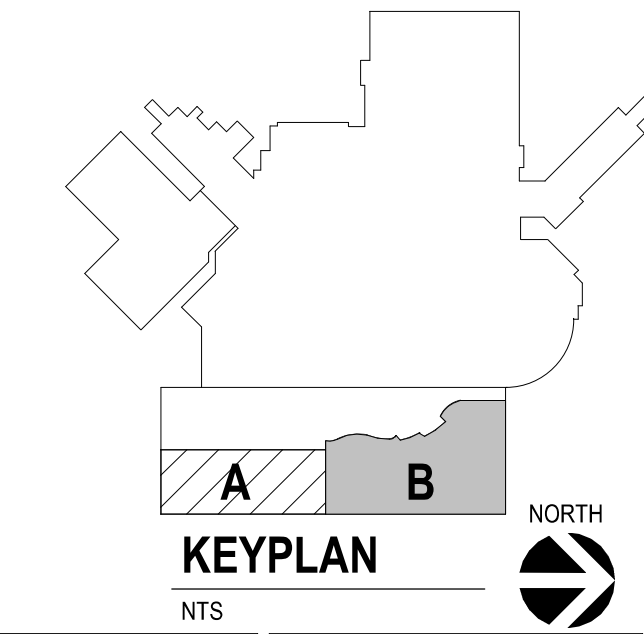
**GENERAL NOTES:**

- A. BUILDING WILL BE IN USE DURING CONSTRUCTION. SCHEDULE AND CARRY OUT THE WORK IN SUCH A MANNER AS TO CAUSE THE OWNER A MINIMUM OF INCONVENIENCE DUE TO SERVICE INTERRUPTION. TEMPORARY SERVICES (FEEDER, BRANCH CIRCUIT, AND SIGNAL SYSTEMS) SHALL BE INSTALLED IF ONE AREA OR PHASE OF CONSTRUCTION DISRUPTS SERVICE TO ANOTHER AREA OF THE BUILDING(S) OR IF THE EQUIPMENT, CONDUITS, OR FEEDERS HAVE TO BE RELOCATED TO ALLOW CONSTRUCTION TO PROGRESS. SERVICE INTERRUPTIONS SHALL BE CONFINED TO THE SMALLEST AREA POSSIBLE AT ANY ONE TIME AND INTERRUPTIONS SHALL BE SCHEDULED WITH THE OWNER'S SITE REPRESENTATIVE. THERE SHALL BE DESIGNATED AREAS WHERE INTERRUPTIONS LIMITED TO AND SHALL BE CONDUCTED AFTER HOURS (8:00 PM - 6:00 AM) MONDAY THROUGH SATURDAY. AFTER SERVICE HAS BEEN RESTORED FOLLOWING AN INTERRUPTION, INSPECT AREAS AFFECTED BY THE INTERRUPTION AND BE RESPONSIBLE FOR RETURNING AUTOMATICALLY CONTROLLED EQUIPMENT TO THE SAME OPERATING CONDITION WHICH EXISTED PRIOR TO THE INTERRUPTION.
- B. SIGNIFICANT NOISE PRODUCING WORK SHALL BE CONDUCTED AFTER HOURS (8:00 PM - 6:00AM)
- C. REMOVE, REPLACE, RELOCATE, ETC. ANY ELECTRICAL DEVICES AND/OR ANY CONDUIT/WIRING AS REQUIRED TO COMPLETE REMODELING AS INDICATED IN THE CONTRACT DOCUMENTS.
- D. DRAWINGS INDICATE EXISTING CONDITIONS AS THEY WERE INDICATED ON OWNER PROVIDED AS-BUILT DRAWINGS AND SITE VERIFICATION. ACTUAL CONDITIONS MAY VARY FROM THE CONDITIONS INDICATED. THE CONTRACTOR IS RESPONSIBLE TO FIELD VERIFY EXACT CONDITIONS.
- E. ALL DEVICES, EQUIPMENT, CABLING, ETC. INDICATED IN THE CONTRACT DOCUMENTS TO BE REMOVED SHALL BE THE RESPONSIBILITY OF THE CONTRACTOR TO DISPOSE OF IN ACCORDANCE WITH LOCAL AND FEDERAL REGULATIONS. REFER TO SPECIFICATIONS FOR ADDITIONAL INFORMATION.
- F. PATCH ALL INTERSTITIAL PENETRATION VOIDS RESULTING FROM DEMOLITION WORK. SEE ARCHITECTURAL DRAWINGS FOR PATCHING DETAILS. MAINTAIN FLOOR AND WALL RATINGS.
- G. DEMOLISH HOME RUN WIRING BACK TO SOURCE UNLESS NOTED OTHERWISE. DO NOT LEAVE CONDUCTORS ABANDONED IN WIREWAY SYSTEMS LOCATED WITHIN THE INTERSTITIAL SPACES.
- H. NORMAL POWER ELECTRICAL DEVICES ARE CIRCUITED TO PANEL LNSM2.1. CRITICAL POWER DEVICES ARE CIRCUITED TO PANEL CREZ.1. LIFE SAFETY DEVICES ARE CIRCUITED TO PANEL LSESM2.1.

**KEY NOTES:**

- 1. BASE BID TO INCLUDE SKYFACTORY SYSTEM. DEDUCT ALTERNATE 2 TO NOT INCLUDE SKYFACTORY SYSTEM IN C55A.
- 2. PROVIDE CONNECTION TO ROLLER SHADE SYSTEM.
- 3. PROVIDE JUNCTION BOX FOR WALL CONTROLLER. INSTALL WALL CONTROLLER FOR ROLLER SHADE SYSTEM.
- 4. ALL 2X2 FIXTURES IN C55A ARE B7 FIXTURES. CIRCUIT TO 120V NORMAL POWER.
- 5. PROVIDE CONDUIT UNDERFLOOR TO WALL FOR INFORMATION DESK POWER, DATA, AND SECURITY. PROVIDE (4) - 1 1/4" CONDUIT.

1. GROUND LEVEL LIGHTING PLAN - ZONE B  
1/8" = 1'-0"



three inches = one foot  
 one and one half inches = one foot  
 one inch = one foot  
 three quarters inch = one foot  
 one half inch = one foot  
 one quarter inch = one foot  
 three eighths inch = one foot  
 one eighth inch = one foot  
 one sixteenth inch = one foot

Revision#	Description	Date:

**CONSULTANTS**

<b>ARCHITECTURAL:</b> BWB 380 St. Peter St Suite 600 St. Paul, MN 55102 Phone: 651-223-3761	<b>STRUCTURAL:</b> ERA 2250 University Ave W Suite 423-S St. Paul, MN 55402 Phone: 651-251-1770	<b>MEP:</b> DUNHAM 50 South Sixth St Suite 1100 Minneapolis, MN 55402 Phone: 612-685-7550 0421950-002-00	<b>CIVIL:</b> EVS 10025 Valley View Rd Suite 140 Eden Prairie, MN 55344 Phone: 952-646-0239	<b>LANDSCAPE:</b> CONFLUENCE 224 N Main Ave Suite 201 Sioux Falls, SD 57104 Phone: 605-339-1205
--	--	--	--	--

**ARCHITECT OF RECORD**

A/E:  
Stone Group Architects  
600 E 7th Street  
Sioux Falls, SD 57103  
605-271-1144

**STAMP**

Professional Engineer  
Curtis D. Barlage  
55-05'00"

Office of  
Construction  
and Facilities  
Management

VA U.S. Department  
of Veterans Affairs

Drawing Title  
**GROUND LEVEL LIGHTING PLAN - AREA B**

Approved:

Phase  
**CONSTRUCTION DOCUMENTS**

Project Title  
**NEW FRONT LOBBY AND PRIMARY CARE ADDITION**

Location  
**SIOUX FALLS, SOUTH DAKOTA**

Issue Date  
06/22/2022

Checked  
CB

Drawn  
BZ

Project Number  
VA #438-480  
SGA #201909

Building Number  
5

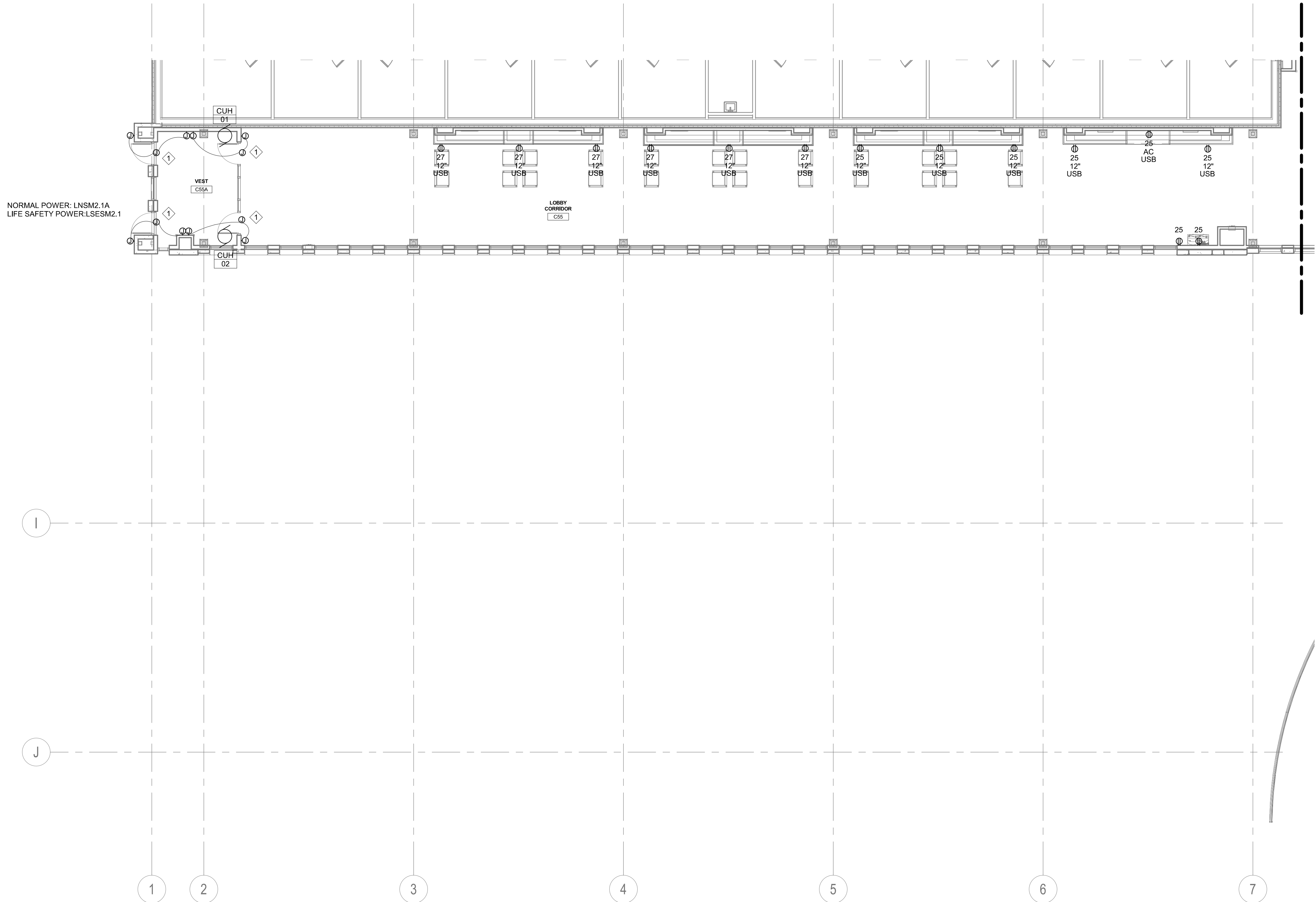
Drawing Number  
EL102

**GENERAL NOTES:**

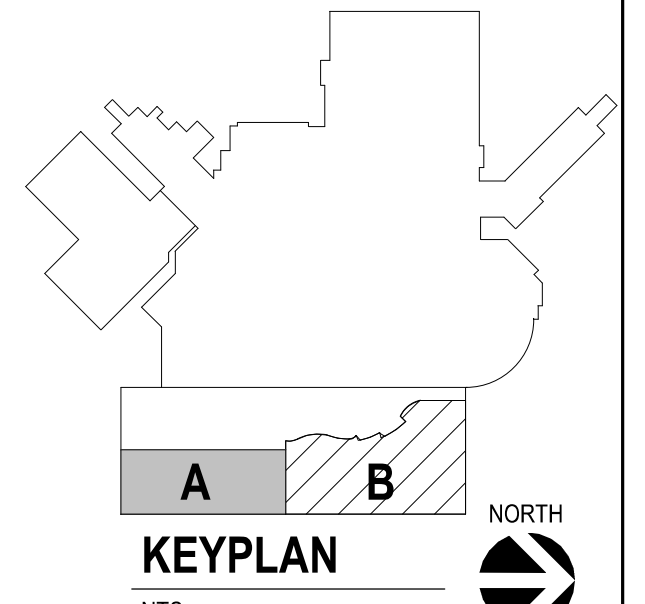
- A. BUILDING WILL BE IN USE DURING CONSTRUCTION. SCHEDULE AND CARRY OUT THE WORK IN SUCH A MANNER AS TO CAUSE THE OWNER A MINIMUM OF INCONVENIENCE DUE TO SERVICE INTERRUPTION. TEMPORARY SERVICES (FEEDER, BRANCH CIRCUIT, AND SIGNAL SYSTEMS) SHALL BE INSTALLED IF ONE AREA OR PHASE OF CONSTRUCTION DISRUPTS SERVICE TO ANOTHER AREA OF THE BUILDING(S) OR IF THE EQUIPMENT, CONDUITS, OR FEEDERS HAVE TO BE RELOCATED TO ALLOW CONSTRUCTION TO PROGRESS. SERVICE INTERRUPTIONS SHALL BE CONFINED TO THE SMALLEST AREA POSSIBLE AT ANY ONE TIME AND INTERRUPTIONS SHALL BE SCHEDULED WITH THE OWNER'S SITE REPRESENTATIVE. THERE SHALL BE DESIGNATED AREAS WHERE INTERRUPTIONS LIMITED TO AND SHALL BE CONDUCTED AFTER HOURS (8:00 PM - 6:00 AM) MONDAY THROUGH SATURDAY. AFTER SERVICE HAS BEEN RESTORED FOLLOWING AN INTERRUPTION, INSPECT AREAS AFFECTED BY THE INTERRUPTION AND BE RESPONSIBLE FOR RETURNING AUTOMATICALLY CONTROLLED EQUIPMENT TO THE SAME OPERATING CONDITION WHICH EXISTED PRIOR TO THE INTERRUPTION.
- B. SIGNIFICANT NOISE PRODUCING WORK SHALL BE CONDUCTED AFTER HOURS (8:00 PM - 6:00AM)
- C. REMOVE, REPLACE, RELOCATE, ETC. ANY ELECTRICAL DEVICES AND/OR ANY CONDUIT/WIRING AS REQUIRED TO COMPLETE REMODELING AS INDICATED IN THE CONTRACT DOCUMENTS.
- D. DRAWINGS INDICATE EXISTING CONDITIONS AS THEY WERE INDICATED ON OWNER PROVIDED AS-BUILT DRAWINGS AND SITE VERIFICATION. ACTUAL CONDITIONS MAY VARY FROM THE CONDITIONS INDICATED. THE CONTRACTOR IS RESPONSIBLE TO FIELD VERIFY EXACT CONDITIONS.
- E. ALL DEVICES, EQUIPMENT, CABLING, ETC. INDICATED IN THE CONTRACT DOCUMENTS TO BE REMOVED SHALL BE THE RESPONSIBILITY OF THE CONTRACTOR TO DISPOSE OF IN ACCORDANCE WITH LOCAL AND FEDERAL REGULATIONS. REFER TO SPECIFICATIONS FOR ADDITIONAL INFORMATION.
- F. PATCH ALL INTERSTITIAL PENETRATION VOIDS RESULTING FROM DEMOLITION WORK. SEE ARCHITECTURAL DRAWINGS FOR PATCHING DETAILS. MAINTAIN FLOOR AND WALL RATINGS.
- G. DEMOLISH HOME RUN WIRING BACK TO SOURCE UNLESS NOTED OTHERWISE. DO NOT LEAVE CONDUCTORS ABANDONED IN WIREWAY SYSTEMS LOCATED WITHIN THE INTERSTITIAL SPACES.

**KEY NOTES:**

- ◇ INSTALL 1/2"Ø FROM THE POWERED DOOR PUSH BUTTONS TO THE POWERED DOOR CONTROL BOX FOR ROUTING OF CONTROL WIRES. FOLLOW MANUFACTURER GUIDELINES FOR PLACEMENT OF POWERED DOOR POWER SUPPLY. INSTALL DISCONNECT TOGGLE SWITCH WITHIN 36" OF THE CONNECTION POINT.



1 GROUND LEVEL POWER PLAN - ZONE A  
1/8" = 1'-0"



Revision#	Description	Date:

**CONSULTANTS**

<b>ARCHITECTURAL:</b> BWB 385 St. Peter St Suite 600 St. Paul, MN 55102 Phone: 651-223-3761	<b>STRUCTURAL:</b> ERA 2250 University Ave W Suite 423-S St. Paul, MN 55402 Phone: 651-251-1770	<b>MEP:</b> DUNHAM 50 South Sixth St Suite 1100 Minneapolis, MN 55402 Phone: 612-685-7550 0421950-002-00	<b>CIVIL:</b> EVS 10025 Valley View Rd Suite 140 Eden Prairie, MN 55344 Phone: 952-646-0239	<b>LANDSCAPE:</b> CONFLUENCE 224 N Main Ave Suite 201 Sioux Falls, SD 57104 Phone: 605-339-1205
--	--	--	--	--

**ARCHITECT OF RECORD**

A/E:  
Stone Group Architects  
600 E 7th Street  
Sioux Falls, SD 57103  
605-271-1144

**STAMP**

Professional Engineer  
Curtis D. Barlage  
07-05'00'

Office of  
Construction  
and Facilities  
Management

VA U.S. Department  
of Veterans Affairs

Drawing Title  
**GROUND LEVEL POWER PLAN - AREA A**

Approved:

Phase  
**CONSTRUCTION DOCUMENTS**

Project Title  
**NEW FRONT LOBBY AND PRIMARY CARE ADDITION**

Location  
**SIOUX FALLS, SOUTH DAKOTA**

Issue Date  
06/22/2022

Checked  
CB

Drawn  
BZ

Project Number  
VA #438-480  
SGA #201909

Building Number  
5

Drawing Number  
EP101

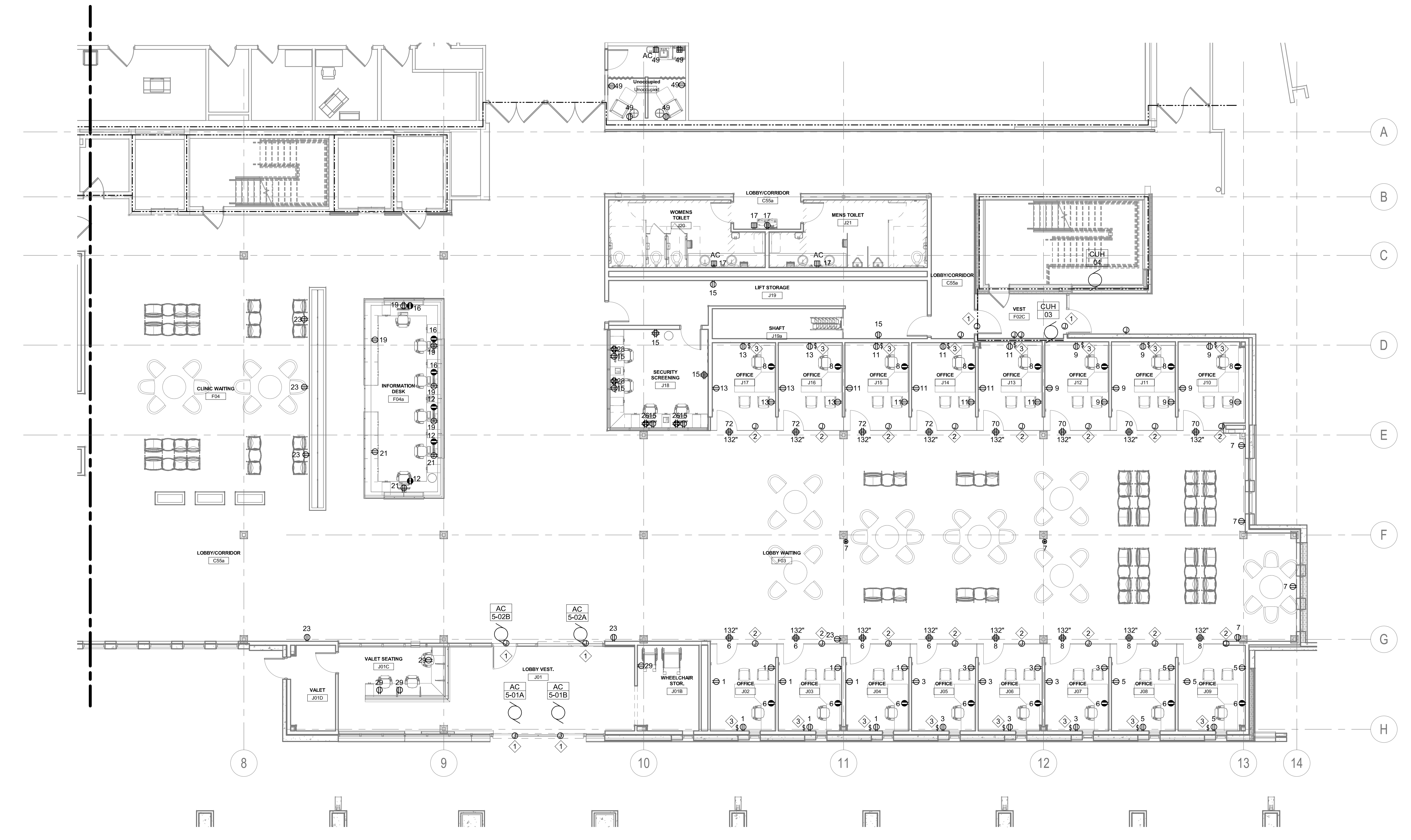


**GENERAL NOTES:**

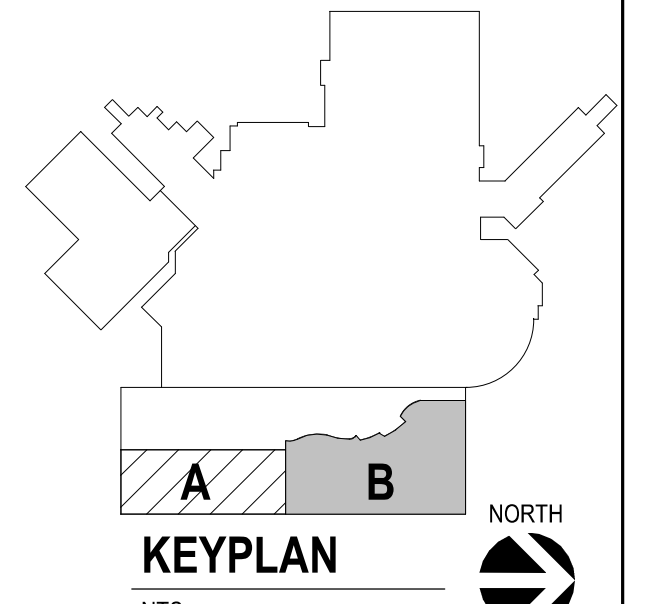
- A. BUILDING WILL BE IN USE DURING CONSTRUCTION. SCHEDULE AND CARRY OUT THE WORK IN SUCH A MANNER AS TO CAUSE THE OWNER A MINIMUM OF INCONVENIENCE DUE TO SERVICE INTERRUPTION. TEMPORARY SERVICES (FEEDER, BRANCH CIRCUIT, AND SIGNAL SYSTEMS) SHALL BE INSTALLED IF ONE AREA OR PHASE OF CONSTRUCTION DISRUPTS SERVICE TO ANOTHER AREA OF THE BUILDING(S) OR IF THE EQUIPMENT, CONDUITS, OR FEEDERS HAVE TO BE RELOCATED TO ALLOW CONSTRUCTION TO PROGRESS. SERVICE INTERRUPTIONS SHALL BE CONFINED TO THE SMALLEST AREA POSSIBLE AT ANY ONE TIME AND INTERRUPTIONS SHALL BE SCHEDULED WITH THE OWNER'S SITE REPRESENTATIVE. THERE SHALL BE DESIGNATED AREAS WHERE INTERRUPTIONS LIMITED TO AND SHALL BE CONDUCTED AFTER HOURS (8:00 PM - 6:00 AM) MONDAY THROUGH SATURDAY. AFTER SERVICE HAS BEEN RESTORED FOLLOWING AN INTERRUPTION, INSPECT AREAS AFFECTED BY THE INTERRUPTION AND BE RESPONSIBLE FOR RETURNING AUTOMATICALLY CONTROLLED EQUIPMENT TO THE SAME OPERATING CONDITION WHICH EXISTED PRIOR TO THE INTERRUPTION.
- B. SIGNIFICANT NOISE PRODUCING WORK SHALL BE CONDUCTED AFTER HOURS (8:00 PM - 6:00AM)
- C. REMOVE, REPLACE, RELOCATE, ETC. ANY ELECTRICAL DEVICES AND/OR ANY CONDUIT/WIRING AS REQUIRED TO COMPLETE REMODELING AS INDICATED IN THE CONTRACT DOCUMENTS.
- D. DRAWINGS INDICATE EXISTING CONDITIONS AS THEY WERE INDICATED ON OWNER PROVIDED AS-BUILT DRAWINGS AND SITE VERIFICATION. ACTUAL CONDITIONS MAY VARY FROM THE CONDITIONS INDICATED. THE CONTRACTOR IS RESPONSIBLE TO FIELD VERIFY EXACT CONDITIONS.
- E. ALL DEVICES, EQUIPMENT, CABLING, ETC. INDICATED IN THE CONTRACT DOCUMENTS TO BE REMOVED SHALL BE THE RESPONSIBILITY OF THE CONTRACTOR TO DISPOSE OF IN ACCORDANCE WITH LOCAL AND FEDERAL REGULATIONS. REFER TO SPECIFICATIONS FOR ADDITIONAL INFORMATION.
- F. PATCH ALL INTERSTITIAL PENETRATION VOIDS RESULTING FROM DEMOLITION WORK. SEE ARCHITECTURAL DRAWINGS FOR PATCHING DETAILS. MAINTAIN FLOOR AND WALL RATINGS.
- G. DEMOLISH HOME RUN WIRING BACK TO SOURCE UNLESS NOTED OTHERWISE. DO NOT LEAVE CONDUCTORS ABANDONED IN WIREWAY SYSTEMS LOCATED WITHIN THE INTERSTITIAL SPACES.
- H. NORMAL POWER ELECTRICAL DEVICES ARE CIRCUITED TO PANEL LNSM2.1A. CRITICAL POWER DEVICES ARE CIRCUITED TO PANEL CRE2.1. LIFE SAFETY DEVICES ARE CIRCUITED TO PANEL LSES2M2.1.

**KEY NOTES:**

- ① INSTALL 1/2" C. FROM THE POWERED DOOR PUSH BUTTONS TO THE POWERED DOOR CONTROL BOX FOR ROUTING OF CONTROL WIRES. FOLLOW MANUFACTURER'S GUIDELINES FOR PLACEMENT OF POWERED DOOR POWER SUPPLY. INSTALL DISCONNECT TOGGLE SWITCH WITHIN 36" OF THE CONNECTION POINT.
- ② BASE BID TO INCLUDE SELECTABLE PRIVACY GLASS. DEDUCT ALTERNATE 13 DOES NOT INCLUDE POWERED PRIVACY GLASS.
- ③ SWITCH TO POWER ON SELECTABLE PRIVACY GLASS. DEDUCT ALTERNATE 13 DOES NOT INCLUDE POWERED PRIVACY GLASS.



① GROUND LEVEL POWER PLAN - ZONE B  
1/8" = 1'-0"




<b>CONSULTANTS</b> ARCHITECTURAL: <b>BWB</b> STRUCTURAL: <b>ERA</b> MEP: <b>DUNHAM</b> CIVIL: <b>EVS</b> LANDSCAPE: <b>CONFLUENCE</b> BWBR: 380 St. Peter St, Suite 600, St. Paul, MN 55102, Phone: 651-223-3761 ERA: 2250 University Ave W, Suite 423-S, St. Paul, MN 55402, Phone: 651-251-1770 DUNHAM: 50 South Sixth St, Suite 1100, Minneapolis, MN 55402, Phone: 612-665-7550 EVS: 10025 Valley View Rd, Suite 140, Eden Prairie, MN 55344, Phone: 952-946-0239 CONFLUENCE: 524 N Main Ave, Suite 201, Sioux Falls, SD 57104, Phone: 605-339-1205		<b>ARCHITECT OF RECORD</b> <b>A/E</b> <b>Stone Group Architects</b> 600 E 7th Street Sioux Falls, SD 57103 605-271-1144 		<b>STAMP</b> REGISTERED PROFESSIONAL ENGINEER CURTIS D. BARLAGE SOUTH DAKOTA 20-05'00"		<b>Office of Construction and Facilities Management</b> <b>VA</b> U.S. Department of Veterans Affairs		Drawing Title <b>GROUND LEVEL POWER PLAN - AREA B</b> Approved:		Phase <b>CONSTRUCTION DOCUMENTS</b>		Project Title <b>NEW FRONT LOBBY AND PRIMARY CARE ADDITION</b>		Project Number <b>VA #438-480 SGA #201909</b> Building Number <b>5</b>	
Revision#    Description    Date:		<b>ARCHITECT OF RECORD</b> <b>Stone Group Architects</b> 600 E 7th Street Sioux Falls, SD 57103 605-271-1144 		<b>STAMP</b> REGISTERED PROFESSIONAL ENGINEER CURTIS D. BARLAGE SOUTH DAKOTA 20-05'00"		<b>Office of Construction and Facilities Management</b> <b>VA</b> U.S. Department of Veterans Affairs		Drawing Title <b>GROUND LEVEL POWER PLAN - AREA B</b> Approved:		Phase <b>CONSTRUCTION DOCUMENTS</b>		Project Title <b>NEW FRONT LOBBY AND PRIMARY CARE ADDITION</b>		Project Number <b>VA #438-480 SGA #201909</b> Building Number <b>5</b>	
Location <b>SIoux FALLS, SOUTH DAKOTA</b>		Issue Date <b>06/22/2022</b>		Checked <b>CB</b>		Drawn <b>BZ</b>		Drawing Number <b>EP102</b>							

**GENERAL NOTES:**

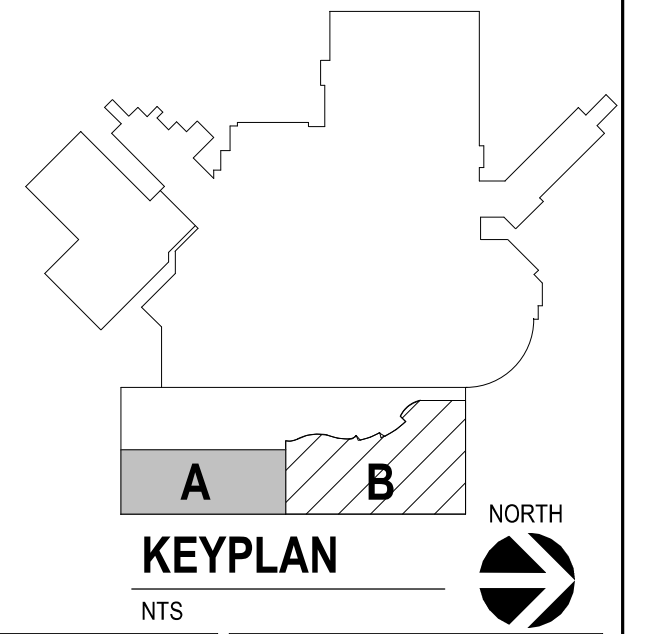
- A. BUILDING WILL BE IN USE DURING CONSTRUCTION. SCHEDULE AND CARRY OUT THE WORK IN SUCH A MANNER AS TO CAUSE THE OWNER A MINIMUM OF INCONVENIENCE DUE TO SERVICE INTERRUPTION. TEMPORARY SERVICES (FEEDER, BRANCH CIRCUIT, AND SIGNAL SYSTEMS) SHALL BE INSTALLED IF ONE AREA OR PHASE OF CONSTRUCTION DISRUPTS SERVICE TO ANOTHER AREA OF THE BUILDING(S) OR IF THE EQUIPMENT, CONDUITS, OR FEEDERS HAVE TO BE RELOCATED TO ALLOW CONSTRUCTION TO PROGRESS. SERVICE INTERRUPTIONS SHALL BE CONFINED TO THE SMALLEST AREA POSSIBLE AT ANY ONE TIME AND INTERRUPTIONS SHALL BE SCHEDULED WITH THE OWNER'S SITE REPRESENTATIVE. THERE SHALL BE DESIGNATED AREAS WHERE INTERRUPTIONS LIMITED TO AND SHALL BE CONDUCTED AFTER HOURS (8:00 PM - 6:00 AM) MONDAY THROUGH SATURDAY. AFTER SERVICE HAS BEEN RESTORED FOLLOWING AN INTERRUPTION, INSPECT AREAS AFFECTED BY THE INTERRUPTION AND BE RESPONSIBLE FOR RETURNING AUTOMATICALLY CONTROLLED EQUIPMENT TO THE SAME OPERATING CONDITION WHICH EXISTED PRIOR TO THE INTERRUPTION.
- B. SIGNIFICANT NOISE PRODUCING WORK SHALL BE CONDUCTED AFTER HOURS (8:00 PM - 6:00AM)
- C. REMOVE, REPLACE, RELOCATE, ETC. ANY ELECTRICAL DEVICES AND/OR ANY CONDUIT/WIRING AS REQUIRED TO COMPLETE REMODELING AS INDICATED IN THE CONTRACT DOCUMENTS.
- D. DRAWINGS INDICATE EXISTING CONDITIONS AS THEY WERE INDICATED ON OWNER PROVIDED AS-BUILT DRAWINGS AND SITE VERIFICATION. ACTUAL CONDITIONS MAY VARY FROM THE CONDITIONS INDICATED. THE CONTRACTOR IS RESPONSIBLE TO FIELD VERIFY EXACT CONDITIONS.
- E. ALL DEVICES, EQUIPMENT, CABLING, ETC. INDICATED IN THE CONTRACT DOCUMENTS TO BE REMOVED SHALL BE THE RESPONSIBILITY OF THE CONTRACTOR TO DISPOSE OF IN ACCORDANCE WITH LOCAL AND FEDERAL REGULATIONS. REFER TO SPECIFICATIONS FOR ADDITIONAL INFORMATION.
- F. PATCH ALL INTERSTITIAL PENETRATION VOIDS RESULTING FROM DEMOLITION WORK. SEE ARCHITECTURAL DRAWINGS FOR PATCHING DETAILS. MAINTAIN FLOOR AND WALL RATINGS.
- G. DEMOLISH HOME RUN WIRING BACK TO SOURCE UNLESS NOTED OTHERWISE. DO NOT LEAVE CONDUITORS ABANDONED IN WIREWAY SYSTEMS LOCATED WITHIN THE INTERSTITIAL SPACES.
- H. CENTRALIZE ACCESS CONTROL POWER SUPPLIES IN IT ROOM.

**KEY NOTES:**

- ① BIAMP KUBOOT SOUND MASKING SYSTEM AS BASIS OF DESIGN.



① GROUND LEVEL SIGNAL PLAN - ZONE A  
1/8" = 1'-0"



Revision#	Description	Date:

**CONSULTANTS**

<b>ARCHITECTURAL:</b> BWB 380 St. Peter St St. Paul, MN 55102 Phone: 651-223-3761	<b>STRUCTURAL:</b> ERA 2250 University Ave W Suite 423-S St. Paul, MN 55402 Phone: 651-251-1770	<b>MEP:</b> DUNHAM 50 South Sixth St Suite 1100 Minneapolis, MN 55402 Phone: 612-685-7550 0421950-002-00	<b>CIVIL:</b> EVS 10025 Valley View Rd Suite 140 Eden Prairie, MN 55344 Phone: 952-646-0239	<b>LANDSCAPE:</b> CONFLUENCE 224 N Main Ave Suite 201 Sioux Falls, SD 57104 Phone: 605-339-1205
---	--	--	--	--

**ARCHITECT OF RECORD**

A/E:  
Stone Group Architects  
600 E 7th Street  
Sioux Falls, SD 57103  
605-271-1144

**STAMP**

Office of  
Construction  
and Facilities  
Management

Drawing Title  
**GROUND LEVEL SIGNAL PLAN - AREA A**

Approved: \_\_\_\_\_

Phase  
**CONSTRUCTION DOCUMENTS**

Project Title  
**NEW FRONT LOBBY AND PRIMARY CARE ADDITION**

Location  
**SIOUX FALLS, SOUTH DAKOTA**

Issue Date  
06/22/2022

Checked  
CB

Drawn  
BZ

Project Number  
VA #438-480  
SGA #201909

Building Number  
5

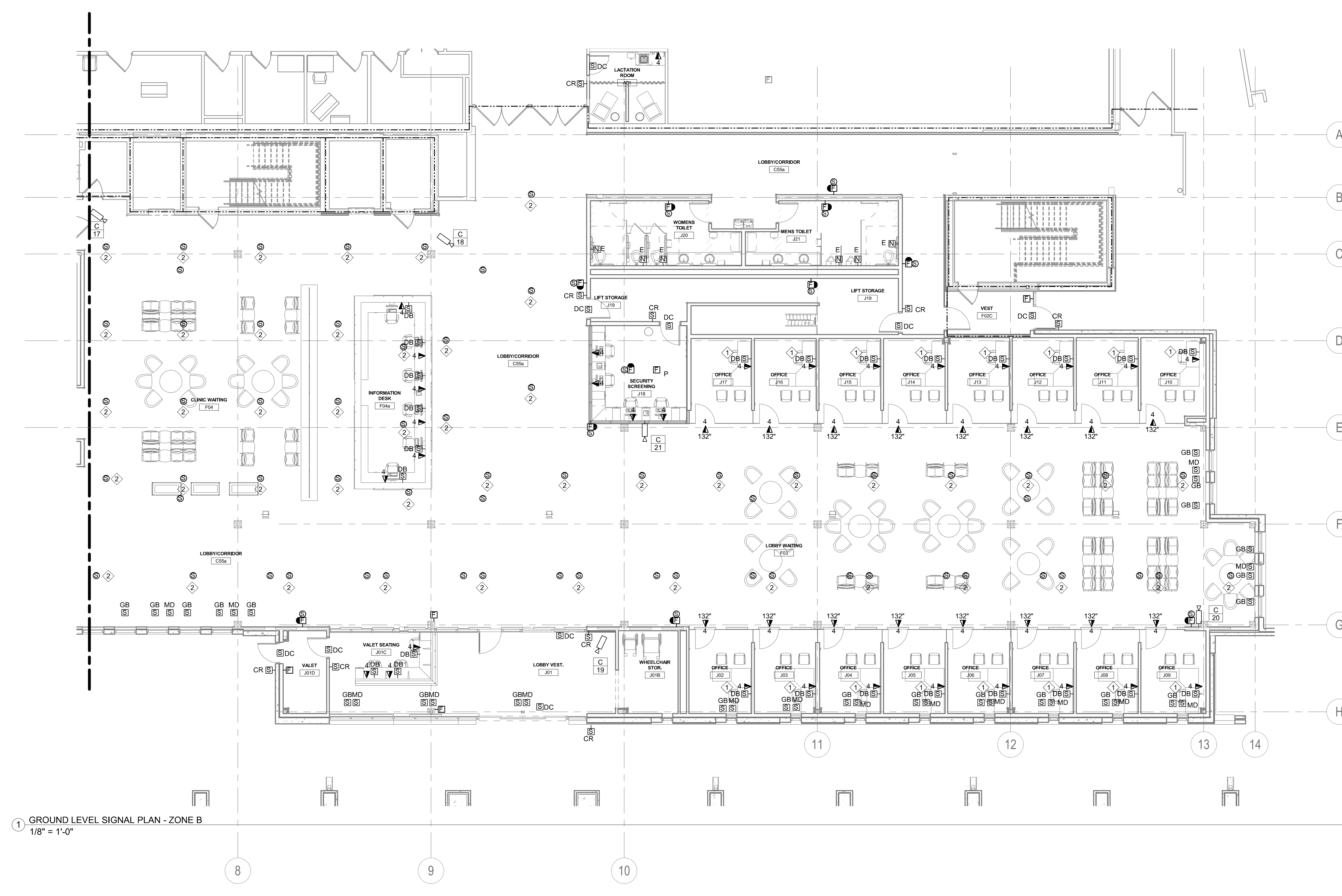
Drawing Number  
EY101

**GENERAL NOTES:**

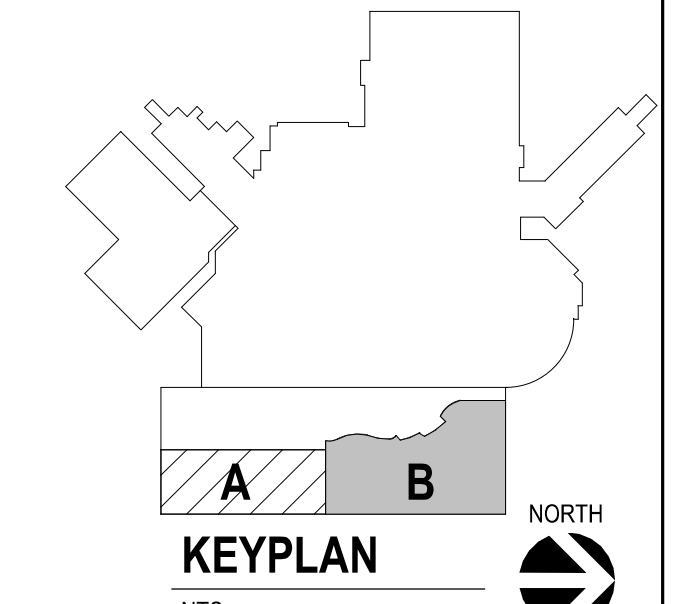
- A. BUILDING WILL BE IN USE DURING CONSTRUCTION. SCHEDULE AND CARRY OUT THE WORK IN SUCH A MANNER AS TO CAUSE THE OWNER A MINIMUM OF INCONVENIENCE DUE TO SERVICE INTERRUPTION. TEMPORARY SERVICES (FEEDER, BRANCH CIRCUIT, AND SIGNAL SYSTEMS) SHALL BE INSTALLED IF ONE AREA OR PHASE OF CONSTRUCTION DISRUPTS SERVICE TO ANOTHER AREA OF THE BUILDING(S) OR IF THE EQUIPMENT, CONDUITS, OR FEEDERS HAVE TO BE RELOCATED TO ALLOW CONSTRUCTION TO PROGRESS. SERVICE INTERRUPTIONS SHALL BE CONFINED TO THE SMALLEST AREA POSSIBLE AT ANY ONE TIME AND INTERRUPTIONS SHALL BE SCHEDULED WITH THE OWNER'S SITE REPRESENTATIVE. THERE SHALL BE DESIGNATED AREAS WHERE INTERRUPTIONS LIMITED TO AND SHALL BE CONDUCTED AFTER HOURS (8:00 PM - 6:00 AM) MONDAY THROUGH SATURDAY. AFTER SERVICE HAS BEEN RESTORED FOLLOWING AN INTERRUPTION, INSPECT AREAS AFFECTED BY THE INTERRUPTION AND BE RESPONSIBLE FOR RETURNING AUTOMATICALLY CONTROLLED EQUIPMENT TO THE SAME OPERATING CONDITION WHICH EXISTED PRIOR TO THE INTERRUPTION.
- B. SIGNIFICANT NOISE PRODUCING WORK SHALL BE CONDUCTED AFTER HOURS (8:00 PM - 6:00AM)
- C. REMOVE, REPLACE, RELOCATE, ETC. ANY ELECTRICAL DEVICES AND/OR ANY CONDUIT/WIRING AS REQUIRED TO COMPLETE REMODELING AS INDICATED IN THE CONTRACT DOCUMENTS.
- D. DRAWINGS INDICATE EXISTING CONDITIONS AS THEY WERE INDICATED ON OWNER PROVIDED AS-BUILT DRAWINGS AND SITE VERIFICATION. ACTUAL CONDITIONS MAY VARY FROM THE CONDITIONS INDICATED. THE CONTRACTOR IS RESPONSIBLE TO FIELD VERIFY EXACT CONDITIONS.
- E. ALL DEVICES, EQUIPMENT, CABLING, ETC. INDICATED IN THE CONTRACT DOCUMENTS TO BE REMOVED SHALL BE THE RESPONSIBILITY OF THE CONTRACTOR TO DISPOSE OF IN ACCORDANCE WITH LOCAL AND FEDERAL REGULATIONS. REFER TO SPECIFICATIONS FOR ADDITIONAL INFORMATION.
- F. PATCH ALL INTERSTITIAL PENETRATION VOIDS RESULTING FROM DEMOLITION WORK. SEE ARCHITECTURAL DRAWINGS FOR PATCHING DETAILS. MAINTAIN FLOOR AND WALL RATINGS.
- G. DEMOLISH HOME RUN WIRING BACK TO SOURCE UNLESS NOTED OTHERWISE. DO NOT LEAVE CONDUCTORS ABANDONED IN WIREWAY SYSTEMS LOCATED WITHIN THE INTERSTITIAL SPACES.
- H. CENTRALIZE ACCESS CONTROL POWER SUPPLIES IN IT ROOM.

**KEY NOTES:**

- 1. WHEN ACTIVATED DURESS BUTTON TO OVERRIDE PRIVACY GLASS SETTING AND RETURN TO TRANSPARENT STATE. REFER TO 10E501. DEDUCT ALTERNATE 13 DOES NOT INCLUDE SELECTABLE PRIVACY GLASS. DURESS BUTTON STILL REQUIRED IF DEDUCT ALTERNATE SELECTED.
- 2. BIAMP KUBOST SOUND MASKING SYSTEM AS BASIS OF DESIGN.



1 GROUND LEVEL SIGNAL PLAN - ZONE B  
1/8" = 1'-0"



<b>CONSULTANTS</b> ARCHITECTURAL: B W B R STRUCTURAL: ERA MEP: DUNHAM CIVIL: EVS LANDSCAPE: CONFLUENCE		<b>ARCHITECT OF RECORD</b> A E  Stone Group Architects 600 E 7th Street Sioux Falls, SD 57103 605-271-1144		<b>STAMP</b> REGISTERED PROFESSIONAL ELECTRICAL ENGINEER CURTIS D. BARLAGE SOUTH DAKOTA		Office of Construction and Facilities Management VA U.S. Department of Veterans Affairs		Drawing Title: GROUND LEVEL SIGNAL PLAN - AREA B Approved:		Phase: CONSTRUCTION DOCUMENTS		Project Title: NEW FRONT LOBBY AND PRIMARY CARE ADDITION		Project Number: VA #438-480 SGA #201909 Building Number: 5	
Location: SIOUX FALLS, SOUTH DAKOTA		Issue Date: 06/22/2022		Checked: CB		Drawn: BZ		Drawing Number: EY102		Revision# Description Date:		VA FORM 08 - 6231			

three inches = one foot  
 one and one half inches = one foot  
 one inch = one foot  
 three quarters inch = one foot  
 one half inch = one foot  
 one quarter inch = one foot  
 three eighths inch = one foot  
 one eighth inch = one foot

6/20/2022 11:20:47 AM  
 C:\Revit\Projects\E - Lobby General (20).Bim.Zum.rvt