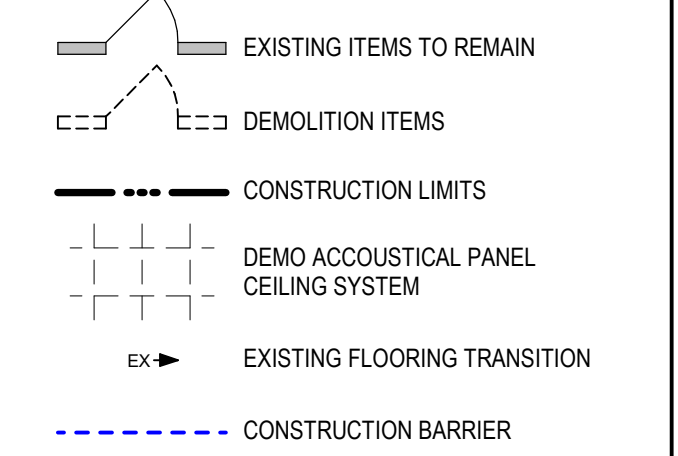


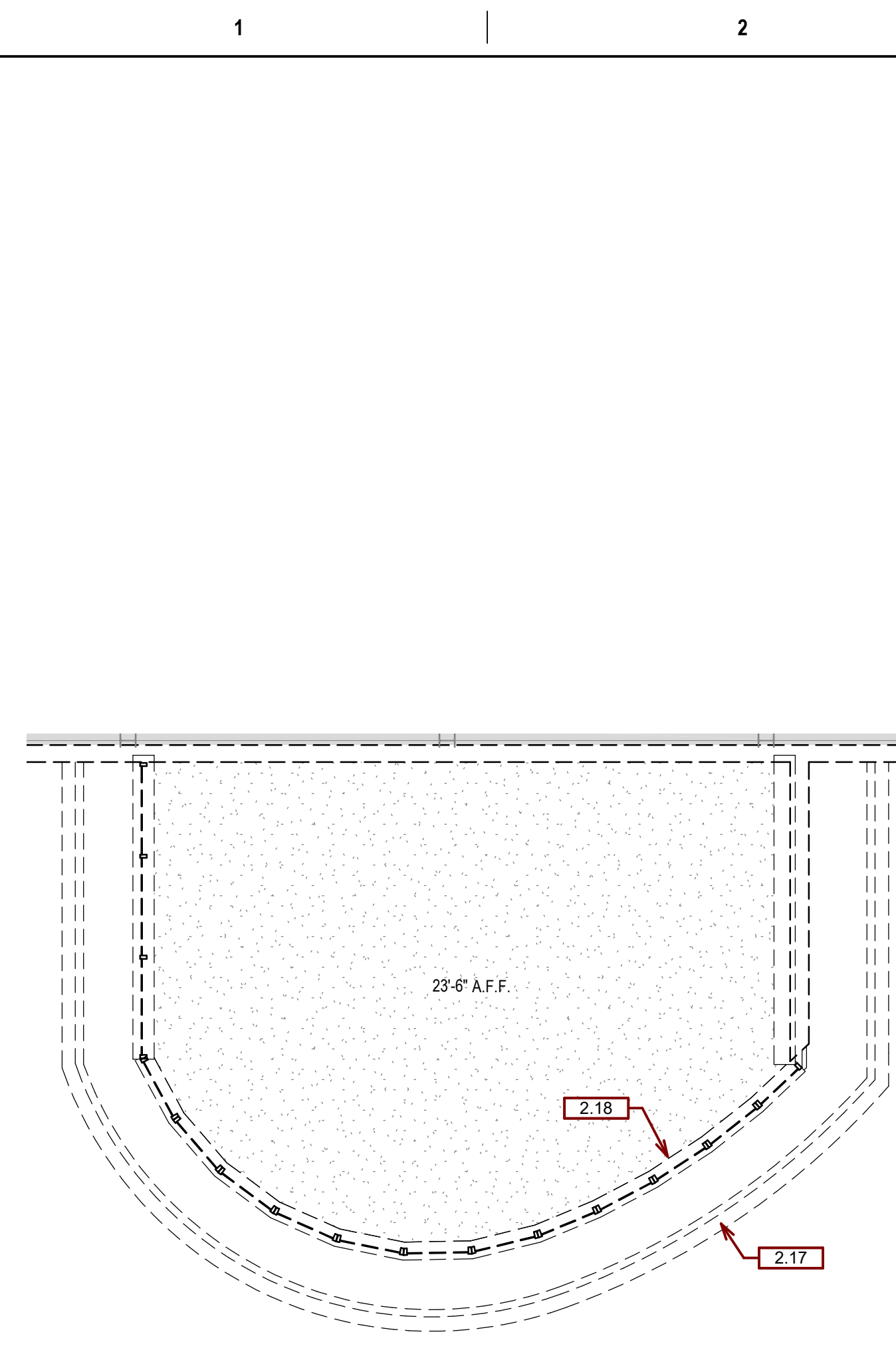
GENERAL DEMOLITION PLAN NOTES:

- A. PROTECT ALL EXISTING UTILITIES.
- B. CONTRACTOR TO VERIFY ALL EXISTING CONDITIONS AT THE PROJECT SITE.
- C. PATCH REMAINING EXISTING CONSTRUCTION, AFFECTED BY DEMOLITION, TO MATCH EXISTING U.O.N.
- D. EXISTING ITEMS TO REMAIN ARE SHOWN AS HALFTONE.
- E. DEMO ITEMS ARE SHOWN AS DASHED.
- F. INFILL OF THE PENETRATIONS IN FIRE RATED WALLS SHALL MAINTAIN THE INTEGRITY OF THE RATING.
- G. COORDINATE RELOCATION OF SALVAGED ITEMS WITH THE OWNER.
- H. SEE MECHANICAL AND ELECTRICAL DRAWINGS FOR ADDITIONAL INFORMATION RELEVANT TO DEMOLITION & PATCHING.

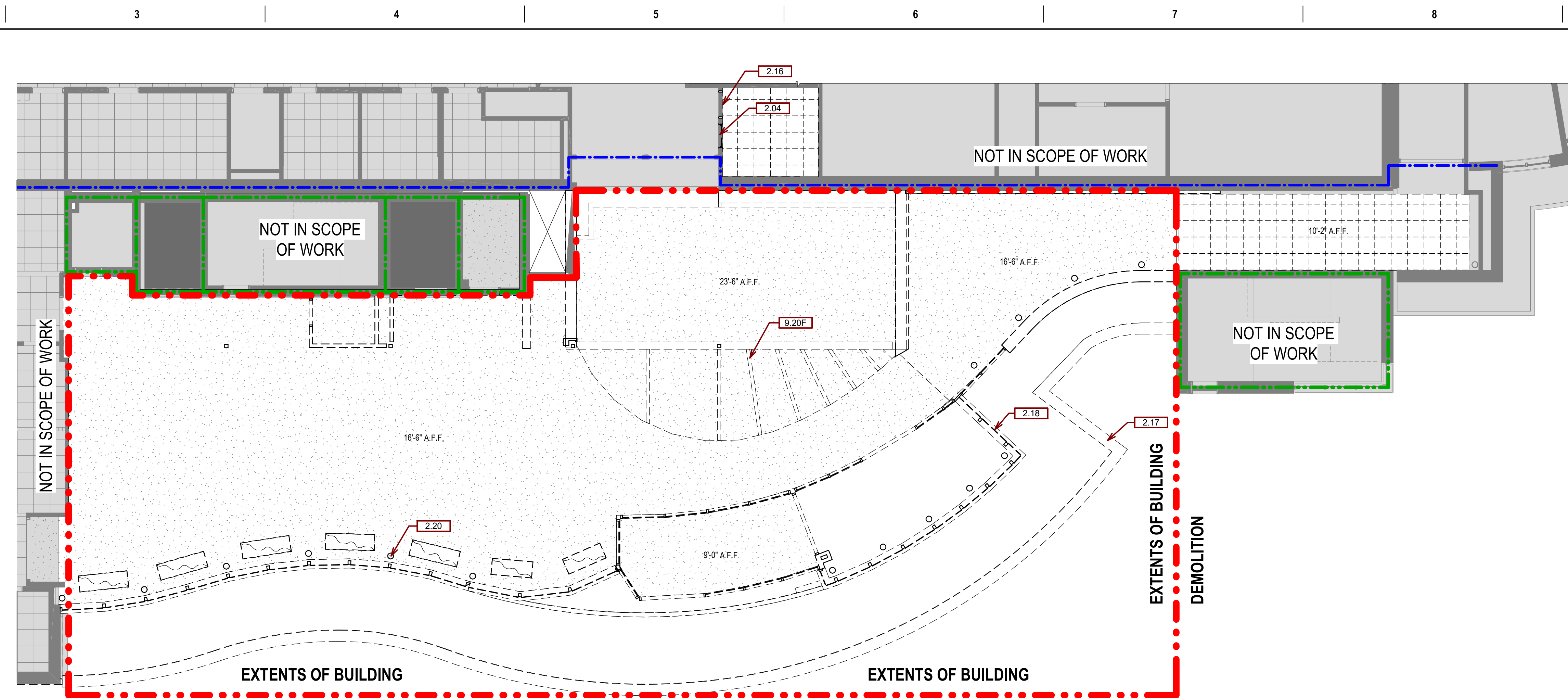
DEMOLITION PLAN LEGEND



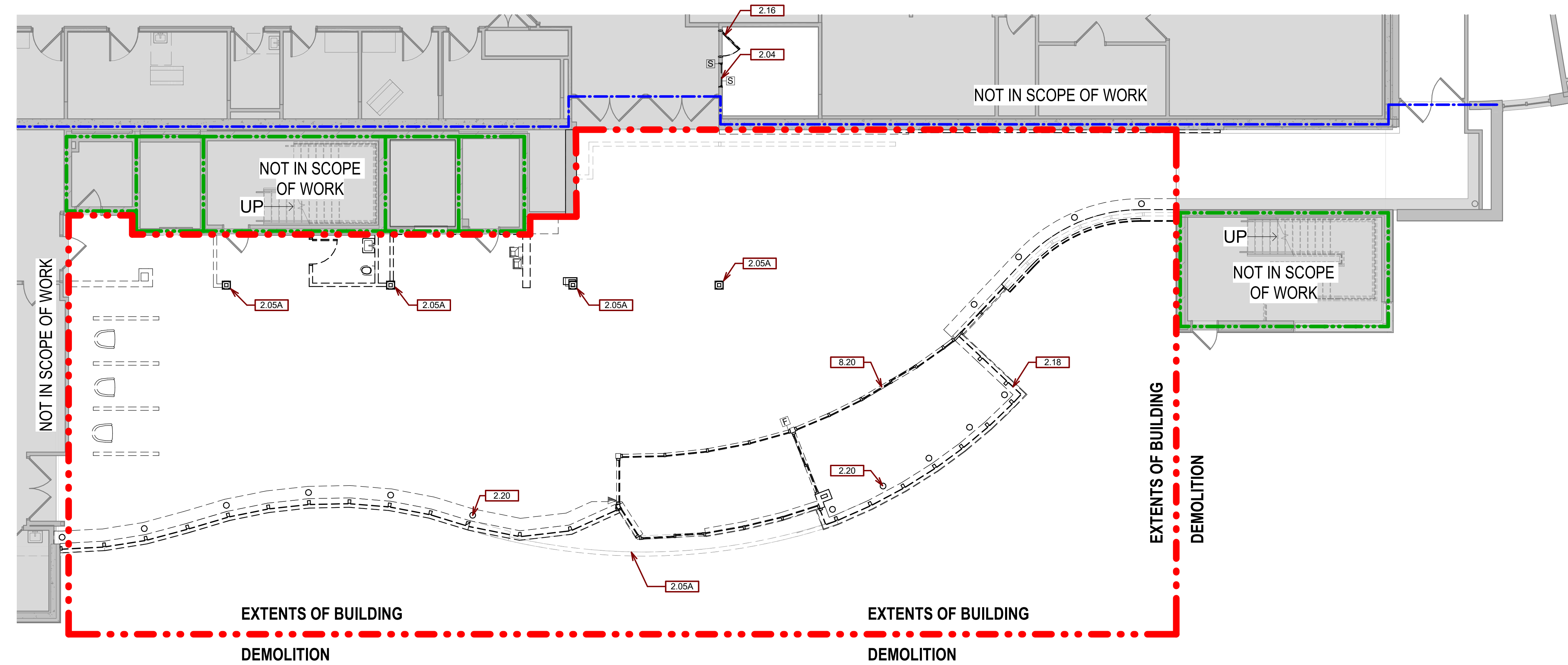
SGA KEYNOTES	
KTKT	KEYNOTE TEXT
2.04	REMOVE WINDOW & FRAME, INFILL TO MATCH EXISTING WALL.
2.05A	REMOVE EXISTING FRAMING AROUND COLUMNS, EXISTING STRUCTURE TO REMAIN, SEE STRUCTURE.
2.16	REMOVE BLAST DOOR & REPLACE, SEE DOOR SCHEDULE.
2.17	REMOVE EXISTING CANOPY IN ITS ENTIRETY.
2.18	REMOVE EXISTING CURTAIN WALL IN ITS ENTIRETY.
2.20	REMOVE EXISTING STRUCTURAL COLUMN.
8.20	CURTAIN WALL SYSTEM.
8.20F	1 1/2" C-R CHANNELS @ 48" O.C., 7/8" HAT CHANNEL @ 16" O.C., AND 5/8" GYP. BD.



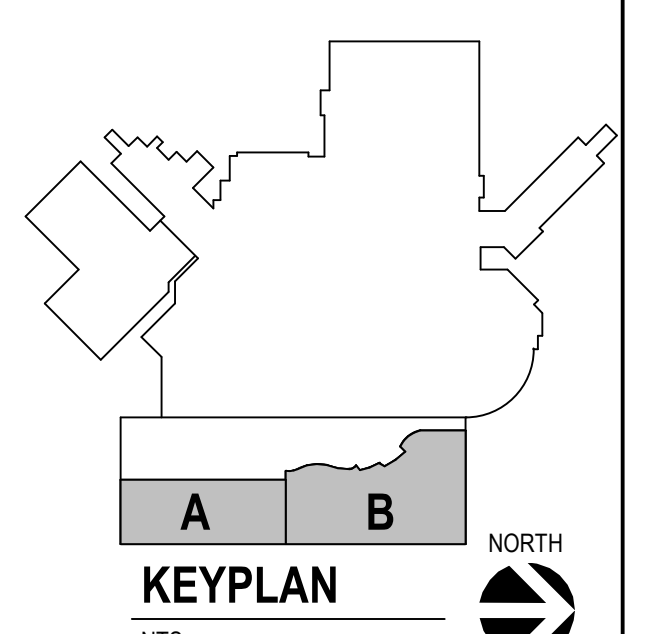
C1 FIRST FLOOR DEMOLITION RCP - B
1/8" = 1'-0"



C3 GROUND LEVEL DEMOLITION RCP - B
1/8" = 1'-0"



F3 GROUND LEVEL DEMOLITION PLAN - B
1/8" = 1'-0"



Revision#	Description	Date
1	ISSUE SET	06/22/2022

CONSULTANTS

ARCHITECTURAL: BWB 390 St. Peter St Suite 600 St. Paul, MN 55102 Phone: 651-223-3701	STRUCTURAL: ERA 2250 University Ave NW Suite 423-S St. Paul, MN 55402 Phone: 651-251-7970	MEP: DUNHAM 50 South Sixth St Suite 1100 Minneapolis, MN 55402 Phone: 612-465-7550	CIVIL: EVS 10025 Valley View Rd Suite 140 Eden Prairie, MN 55344 Phone: 952-646-0239	LANDSCAPE: CONFLUENCE 524 N Main Ave Suite 201 Sioux Falls, SD 57104 Phone: 605-339-1205
--	---	--	--	--

ARCHITECT OF RECORD

A/E
Stone Group Architects
600 E 7th Street
Sioux Falls, SD 57103
605-271-1144

STAMP

Office of
Construction
and Facilities
Management

Drawing Title
GROUND LEVEL DEMOLITION PLAN & RCP

Approved: _____

Phase

Project Title
NEW FRONT LOBBY AND PRIMARY CARE ADDITION

Location
SIOUX FALLS, SOUTH DAKOTA

Issue Date
06/22/2022

Checked
BH

Drawn
JH / DN

Project Number
VA #438-480
SGA #201909

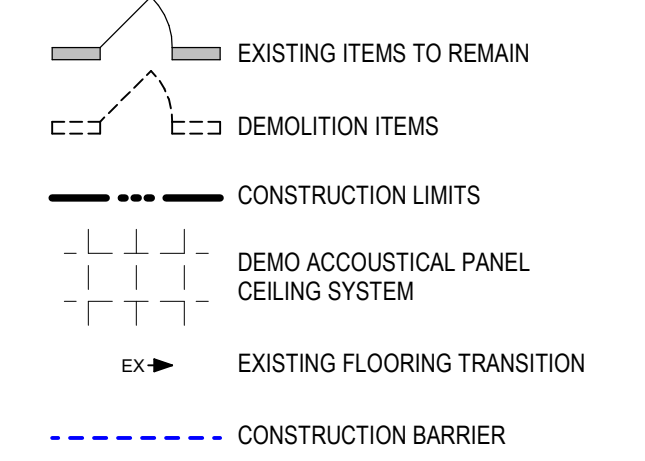
Building Number
5

Drawing Number
AD101

GENERAL DEMOLITION PLAN NOTES:

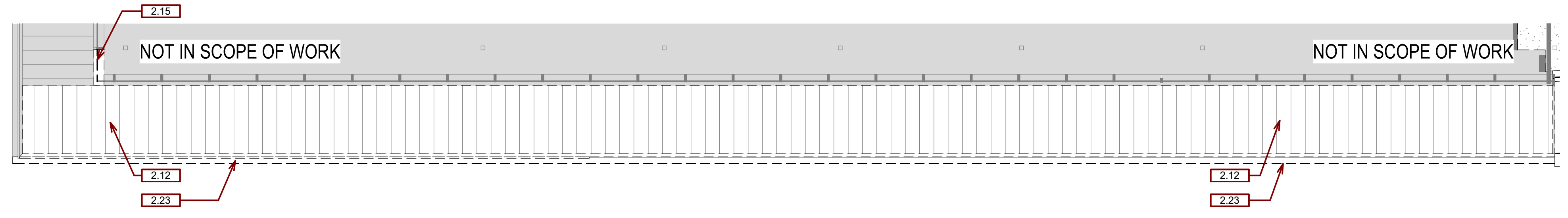
- A. PROTECT ALL EXISTING UTILITIES.
- B. CONTRACTOR TO VERIFY ALL EXISTING CONDITIONS AT THE PROJECT SITE.
- C. PATCH REMAINING EXISTING CONSTRUCTION, AFFECTED BY DEMOLITION, TO MATCH EXISTING U.O.N.
- D. EXISTING ITEMS TO REMAIN ARE SHOWN AS HALFTONE.
- E. DEMO ITEMS ARE SHOWN AS DASHED.
- F. INFILL OF THE PENETRATIONS IN FIRE RATED WALLS SHALL MAINTAIN THE INTEGRITY OF THE RATING.
- G. COORDINATE RELOCATION OF SALVAGED ITEMS WITH THE OWNER.
- H. SEE MECHANICAL AND ELECTRICAL DRAWINGS FOR ADDITIONAL INFORMATION RELEVANT TO DEMOLITION & PATCHING.

DEMOLITION PLAN LEGEND

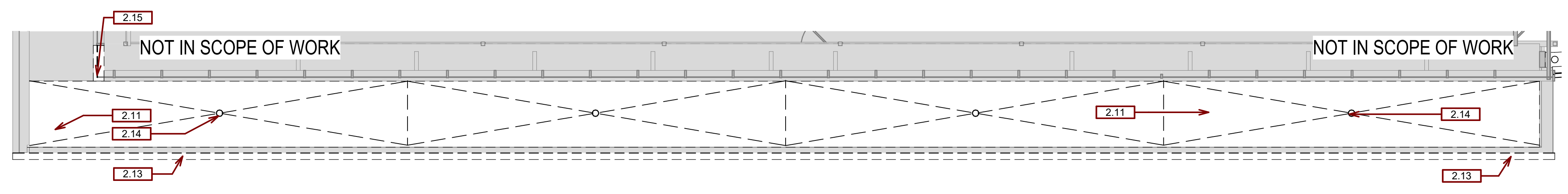


SGA KEYNOTES	
KTKT	KEYNOTE TEXT
2.10	REMOVE EXISTING ROOFING MEMBRANE & INSULATION AS REQ'D FOR DECK REINFORCEMENT. SEE STRUCT. FOR FULL EXTENTS
2.11	REMOVE EXISTING ROOF MEMBRANE & INSULATION
2.12	REMOVE METAL SOFFIT PANELS - SALVAGE AS REQUIRED FOR RE-INSTALLATION AT S.E. CORNER
2.13	REMOVE EXISTING METAL COPING & EXISTING STL. ANGLE AT PARAPET WALL
2.14	REMOVE EXISTING ROOF DRAIN. SEE PLUMBING
2.15	REMOVE PORTION OF EXISTING ALUM. CURTAIN WALL & GLAZING AS REQUIRES FOR EXTENSION OF EXISTING SYSTEM
2.17	REMOVE EXISTING CANOPY IN ITS ENTIRETY
2.18	REMOVE EXISTING CURTAIN WALL IN ITS ENTIRETY
2.22	REMOVE EXISTING WALL MOUNTED SIGNAGE - SLAVAGE AND DELIVER TO OWNER
2.23	REMOVE EXISTING FRAMING, INCLUDING EXTERIOR ANGLE BACK TO STRUCTURE AS REQUIRED FOR INSTALLATION OF NEW PRECAST PANELS.
2.24	REMOVE SCUPPER & INFILL W/ PRECAST CONCRETE TO MATCH ADJACENT PRECAST CONCRETE CAP.
2.25	REMOVE EXISTING CONCRETE CAP AND PREP FOR NEW WALL CONSTRUCTION.

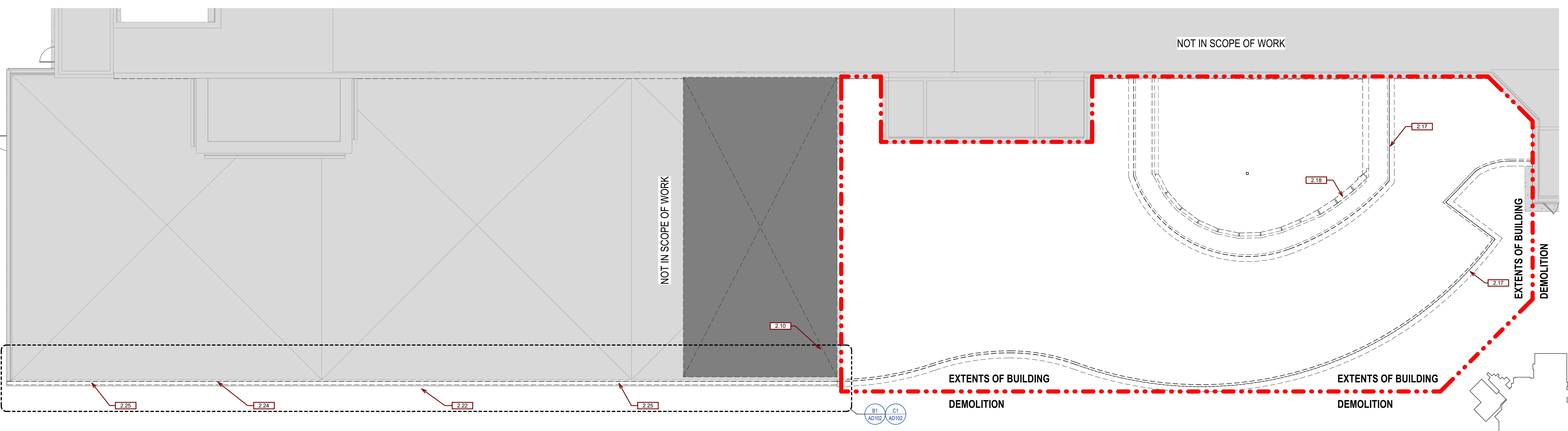
B1 CLEARSTORY SOFFIT DEMOLITION PLAN
1/8" = 1'-0"



C1 CLEARSTORY DEMOLITION PLAN
1/8" = 1'-0"



F1 DEMOLITION ROOF PLAN-B
1/8" = 1'-0"



CONSULTANTS

ARCHITECTURAL: BWB 380 St. Peter St Suite 600 St. Paul, MN 55102 Phone: 651-222-3701	STRUCTURAL: ERA 2520 University Ave W Suite 423-S St. Paul, MN 55402 Phone: 651-251-1970	MEP: DUNHAM 50 South Sixth St Suite 1100 Minneapolis, MN 55402 Phone: 612-465-7550	CIVIL: EVS 10025 Valley View Rd Suite 140 Eden Prairie, MN 55344 Phone: 952-646-0239	LANDSCAPE: CONFLUENCE 224 N Main Ave Suite 201 Sioux Falls, SD 57104 Phone: 605-339-1205
--	--	--	--	--

ARCHITECT OF RECORD

A/E:
Stone Group Architects
600 E 7th Street
Sioux Falls, SD 57103
605-271-1144

STAMP

Office of
Construction
and Facilities
Management

VA U.S. Department
of Veterans Affairs

Drawing Title
ROOF DEMOLITION PLAN

Phase

Approved:

Project Title
**NEW FRONT LOBBY AND
PRIMARY CARE ADDITION**

Location
SIOUX FALLS, SOUTH DAKOTA

Issue Date
06/22/2022

Checked
BH

Drawn
JH / DN

Project Number
VA #438-480
SGA #201909

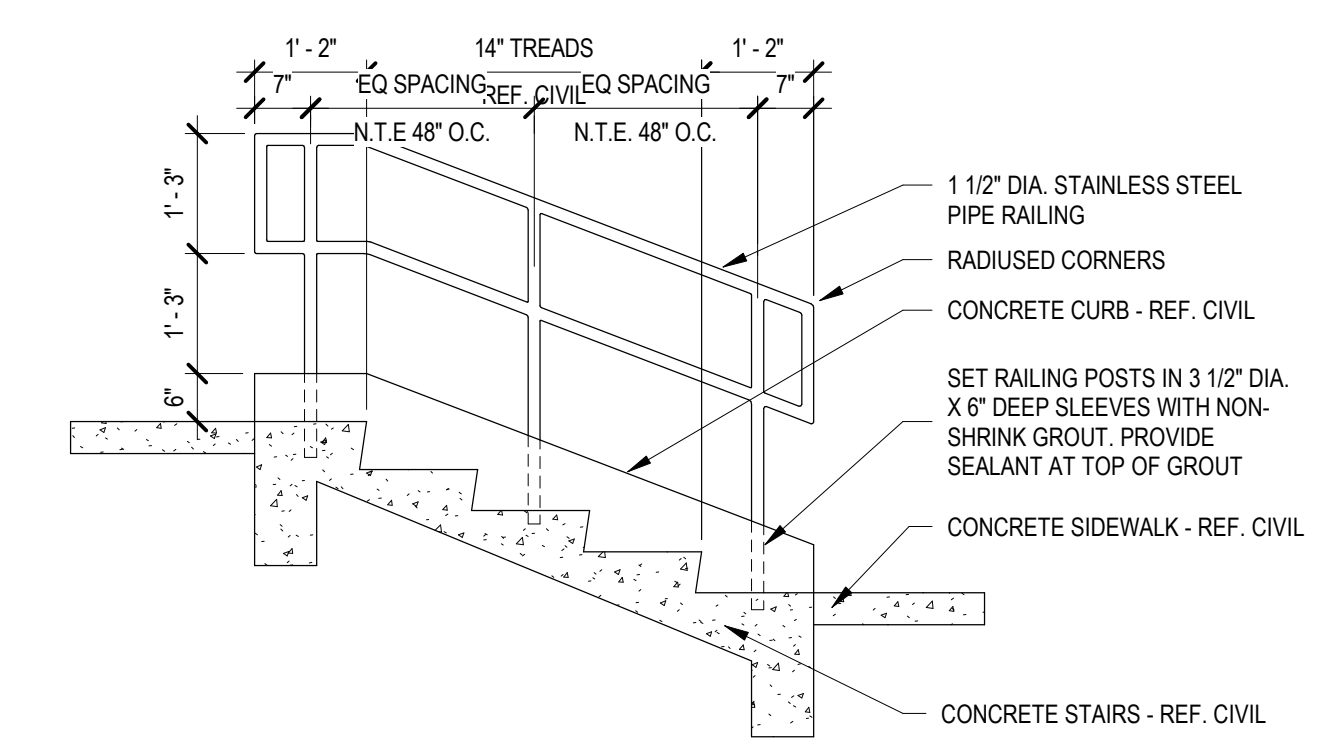
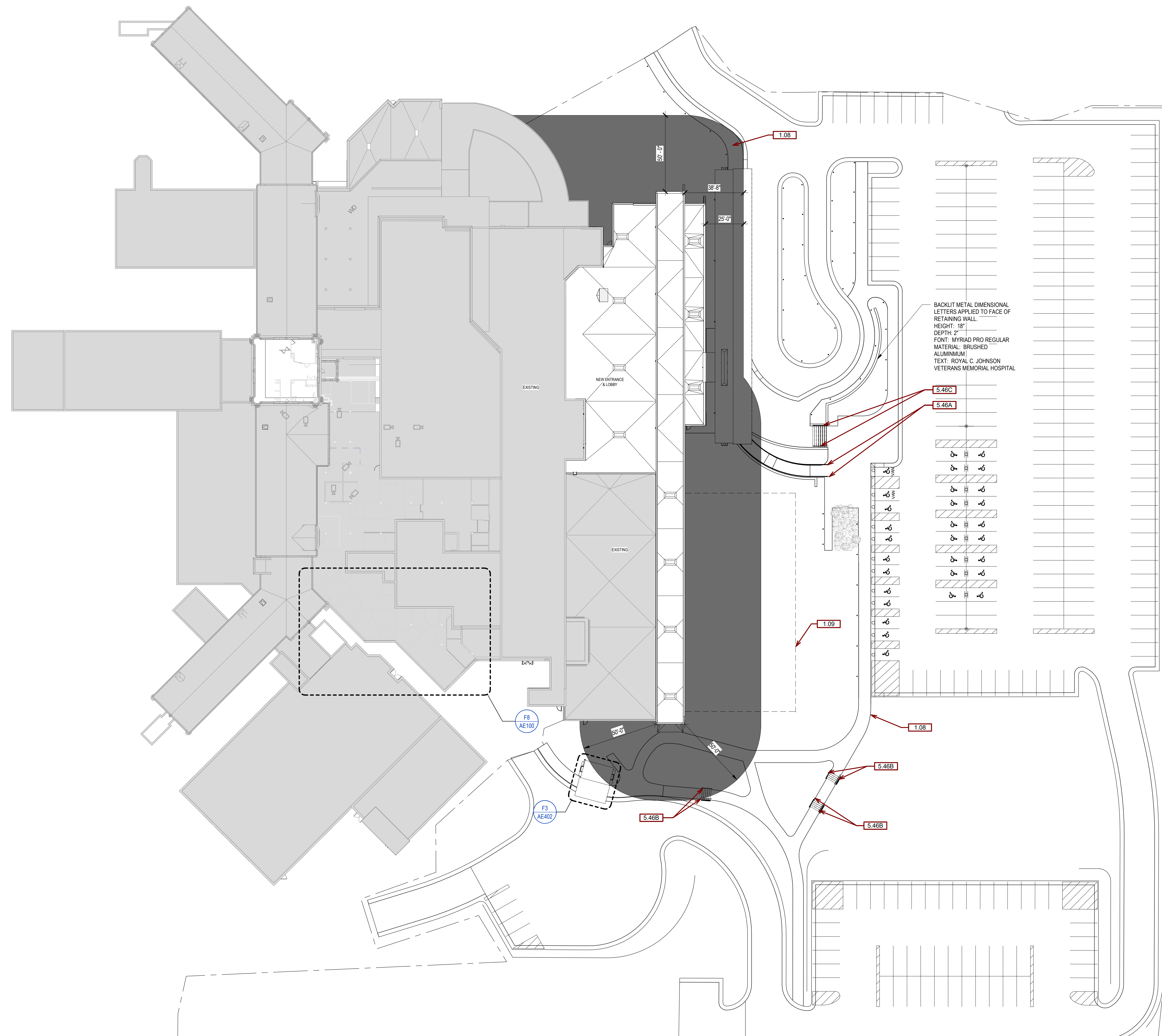
Building Number
5

Drawing Number
AD102

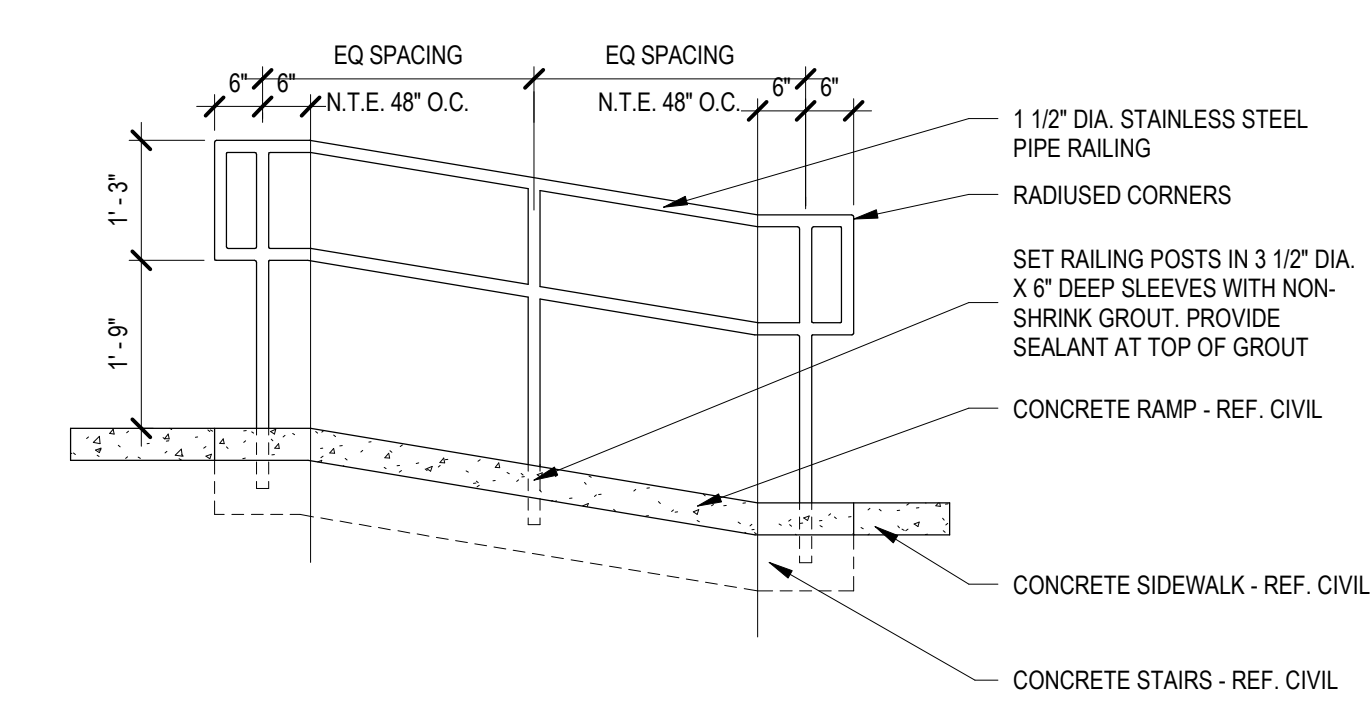
C:\Users\jhaazell\Documents\Revit Local Files\201909 Lobby_Central_P00_jhaazell.rvt 6/21/2022 2:49:38 PM

1/8" = 1'-0"
 1/4" = 1'-0"
 1/2" = 1'-0"
 3/8" = 1'-0"
 1/2" = 1'-0"
 3/4" = 1'-0"
 1" = 1'-0"
 1 1/2" = 1'-0"
 2" = 1'-0"
 3" = 1'-0"
 4" = 1'-0"
 6" = 1'-0"
 8" = 1'-0"
 12" = 1'-0"
 18" = 1'-0"
 24" = 1'-0"
 36" = 1'-0"
 48" = 1'-0"
 72" = 1'-0"
 96" = 1'-0"
 144" = 1'-0"
 192" = 1'-0"
 288" = 1'-0"
 384" = 1'-0"
 480" = 1'-0"
 576" = 1'-0"
 672" = 1'-0"
 768" = 1'-0"
 864" = 1'-0"
 960" = 1'-0"
 1056" = 1'-0"
 1152" = 1'-0"
 1248" = 1'-0"
 1344" = 1'-0"
 1440" = 1'-0"
 1536" = 1'-0"
 1632" = 1'-0"
 1728" = 1'-0"
 1824" = 1'-0"
 1920" = 1'-0"
 2016" = 1'-0"
 2112" = 1'-0"
 2208" = 1'-0"
 2304" = 1'-0"
 2400" = 1'-0"
 2496" = 1'-0"
 2592" = 1'-0"
 2688" = 1'-0"
 2784" = 1'-0"
 2880" = 1'-0"
 2976" = 1'-0"
 3072" = 1'-0"
 3168" = 1'-0"
 3264" = 1'-0"
 3360" = 1'-0"
 3456" = 1'-0"
 3552" = 1'-0"
 3648" = 1'-0"
 3744" = 1'-0"
 3840" = 1'-0"
 3936" = 1'-0"
 4032" = 1'-0"
 4128" = 1'-0"
 4224" = 1'-0"
 4320" = 1'-0"
 4416" = 1'-0"
 4512" = 1'-0"
 4608" = 1'-0"
 4704" = 1'-0"
 4800" = 1'-0"
 4896" = 1'-0"
 4992" = 1'-0"
 5088" = 1'-0"
 5184" = 1'-0"
 5280" = 1'-0"
 5376" = 1'-0"
 5472" = 1'-0"
 5568" = 1'-0"
 5664" = 1'-0"
 5760" = 1'-0"
 5856" = 1'-0"
 5952" = 1'-0"
 6048" = 1'-0"
 6144" = 1'-0"
 6240" = 1'-0"
 6336" = 1'-0"
 6432" = 1'-0"
 6528" = 1'-0"
 6624" = 1'-0"
 6720" = 1'-0"
 6816" = 1'-0"
 6912" = 1'-0"
 7008" = 1'-0"
 7104" = 1'-0"
 7200" = 1'-0"
 7296" = 1'-0"
 7392" = 1'-0"
 7488" = 1'-0"
 7584" = 1'-0"
 7680" = 1'-0"
 7776" = 1'-0"
 7872" = 1'-0"
 7968" = 1'-0"
 8064" = 1'-0"
 8160" = 1'-0"
 8256" = 1'-0"
 8352" = 1'-0"
 8448" = 1'-0"
 8544" = 1'-0"
 8640" = 1'-0"
 8736" = 1'-0"
 8832" = 1'-0"
 8928" = 1'-0"
 9024" = 1'-0"
 9120" = 1'-0"
 9216" = 1'-0"
 9312" = 1'-0"
 9408" = 1'-0"
 9504" = 1'-0"
 9600" = 1'-0"
 9696" = 1'-0"
 9792" = 1'-0"
 9888" = 1'-0"
 9984" = 1'-0"
 10080" = 1'-0"
 10176" = 1'-0"
 10272" = 1'-0"
 10368" = 1'-0"
 10464" = 1'-0"
 10560" = 1'-0"
 10656" = 1'-0"
 10752" = 1'-0"
 10848" = 1'-0"
 10944" = 1'-0"
 11040" = 1'-0"
 11136" = 1'-0"
 11232" = 1'-0"
 11328" = 1'-0"
 11424" = 1'-0"
 11520" = 1'-0"
 11616" = 1'-0"
 11712" = 1'-0"
 11808" = 1'-0"
 11904" = 1'-0"
 12000" = 1'-0"
 12096" = 1'-0"
 12192" = 1'-0"
 12288" = 1'-0"
 12384" = 1'-0"
 12480" = 1'-0"
 12576" = 1'-0"
 12672" = 1'-0"
 12768" = 1'-0"
 12864" = 1'-0"
 12960" = 1'-0"
 13056" = 1'-0"
 13152" = 1'-0"
 13248" = 1'-0"
 13344" = 1'-0"
 13440" = 1'-0"
 13536" = 1'-0"
 13632" = 1'-0"
 13728" = 1'-0"
 13824" = 1'-0"
 13920" = 1'-0"
 14016" = 1'-0"
 14112" = 1'-0"
 14208" = 1'-0"
 14304" = 1'-0"
 14400" = 1'-0"
 14496" = 1'-0"
 14592" = 1'-0"
 14688" = 1'-0"
 14784" = 1'-0"
 14880" = 1'-0"
 14976" = 1'-0"
 15072" = 1'-0"
 15168" = 1'-0"
 15264" = 1'-0"
 15360" = 1'-0"
 15456" = 1'-0"
 15552" = 1'-0"
 15648" = 1'-0"
 15744" = 1'-0"
 15840" = 1'-0"
 15936" = 1'-0"
 16032" = 1'-0"
 16128" = 1'-0"
 16224" = 1'-0"
 16320" = 1'-0"
 16416" = 1'-0"
 16512" = 1'-0"
 16608" = 1'-0"
 16704" = 1'-0"
 16800" = 1'-0"
 16896" = 1'-0"
 16992" = 1'-0"
 17088" = 1'-0"
 17184" = 1'-0"
 17280" = 1'-0"
 17376" = 1'-0"
 17472" = 1'-0"
 17568" = 1'-0"
 17664" = 1'-0"
 17760" = 1'-0"
 17856" = 1'-0"
 17952" = 1'-0"
 18048" = 1'-0"
 18144" = 1'-0"
 18240" = 1'-0"
 18336" = 1'-0"
 18432" = 1'-0"
 18528" = 1'-0"
 18624" = 1'-0"
 18720" = 1'-0"
 18816" = 1'-0"
 18912" = 1'-0"
 19008" = 1'-0"
 19104" = 1'-0"
 19200" = 1'-0"
 19296" = 1'-0"
 19392" = 1'-0"
 19488" = 1'-0"
 19584" = 1'-0"
 19680" = 1'-0"
 19776" = 1'-0"
 19872" = 1'-0"
 19968" = 1'-0"
 20064" = 1'-0"
 20160" = 1'-0"
 20256" = 1'-0"
 20352" = 1'-0"
 20448" = 1'-0"
 20544" = 1'-0"
 20640" = 1'-0"
 20736" = 1'-0"
 20832" = 1'-0"
 20928" = 1'-0"
 21024" = 1'-0"
 21120" = 1'-0"
 21216" = 1'-0"
 21312" = 1'-0"
 21408" = 1'-0"
 21504" = 1'-0"
 21600" = 1'-0"
 21696" = 1'-0"
 21792" = 1'-0"
 21888" = 1'-0"
 21984" = 1'-0"
 22080" = 1'-0"
 22176" = 1'-0"
 22272" = 1'-0"
 22368" = 1'-0"
 22464" = 1'-0"
 22560" = 1'-0"
 22656" = 1'-0"
 22752" = 1'-0"
 22848" = 1'-0"
 22944" = 1'-0"
 23040" = 1'-0"
 23136" = 1'-0"
 23232" = 1'-0"
 23328" = 1'-0"
 23424" = 1'-0"
 23520" = 1'-0"
 23616" = 1'-0"
 23712" = 1'-0"
 23808" = 1'-0"
 23904" = 1'-0"
 24000" = 1'-0"
 24096" = 1'-0"
 24192" = 1'-0"
 24288" = 1'-0"
 24384" = 1'-0"
 24480" = 1'-0"
 24576" = 1'-0"
 24672" = 1'-0"
 24768" = 1'-0"
 24864" = 1'-0"
 24960" = 1'-0"
 25056" = 1'-0"
 25152" = 1'-0"
 25248" = 1'-0"
 25344" = 1'-0"
 25440" = 1'-0"
 25536" = 1'-0"
 25632" = 1'-0"
 25728" = 1'-0"
 25824" = 1'-0"
 25920" = 1'-0"
 26016" = 1'-0"
 26112" = 1'-0"
 26208" = 1'-0"
 26304" = 1'-0"
 26400" = 1'-0"
 26496" = 1'-0"
 26592" = 1'-0"
 26688" = 1'-0"
 26784" = 1'-0"
 26880" = 1'-0"
 26976" = 1'-0"
 27072" = 1'-0"
 27168" = 1'-0"
 27264" = 1'-0"
 27360" = 1'-0"
 27456" = 1'-0"
 27552" = 1'-0"
 27648" = 1'-0"
 27744" = 1'-0"
 27840" = 1'-0"
 27936" = 1'-0"
 28032" = 1'-0"
 28128" = 1'-0"
 28224" = 1'-0"
 28320" = 1'-0"
 28416" = 1'-0"
 28512" = 1'-0"
 28608" = 1'-0"
 28704" = 1'-0"
 28800" = 1'-0"
 28896" = 1'-0"
 28992" = 1'-0"
 29088" = 1'-0"
 29184" = 1'-0"
 29280" = 1'-0"
 29376" = 1'-0"
 29472" = 1'-0"
 29568" = 1'-0"
 29664" = 1'-0"
 29760" = 1'-0"
 29856" = 1'-0"
 29952" = 1'-0"
 30048" = 1'-0"
 30144" = 1'-0"
 30240" = 1'-0"
 30336" = 1'-0"
 30432" = 1'-0"
 30528" = 1'-0"
 30624" = 1'-0"
 30720" = 1'-0"
 30816" = 1'-0"
 30912" = 1'-0"
 31008" = 1'-0"
 31104" = 1'-0"
 31200" = 1'-0"
 31296" = 1'-0"
 31392" = 1'-0"
 31488" = 1'-0"
 31584" = 1'-0"
 31680" = 1'-0"
 31776" = 1'-0"
 31872" = 1'-0"
 31968" = 1'-0"
 32064" = 1'-0"
 32160" = 1'-0"
 32256" = 1'-0"
 32352" = 1'-0"
 32448" = 1'-0"
 32544" = 1'-0"
 32640" = 1'-0"
 32736" = 1'-0"
 32832" = 1'-0"
 32928" = 1'-0"
 33024" = 1'-0"
 33120" = 1'-0"
 33216" = 1'-0"
 33312" = 1'-0"
 33408" = 1'-0"
 33504" = 1'-0"
 33600" = 1'-0"
 33696" = 1'-0"
 33792" = 1'-0"
 33888" = 1'-0"
 33984" = 1'-0"
 34080" = 1'-0"
 34176" = 1'-0"
 34272" = 1'-0"
 34368" = 1'-0"
 34464" = 1'-0"
 34560" = 1'-0"
 34656" = 1'-0"
 34752" = 1'-0"
 34848" = 1'-0"
 34944" = 1'-0"
 35040" = 1'-0"
 35136" = 1'-0"
 35232" = 1'-0"
 35328" = 1'-0"
 35424" = 1'-0"
 35520" = 1'-0"
 35616" = 1'-0"
 35712" = 1'-0"
 35808" = 1'-0"
 35904" = 1'-0"
 36000" = 1'-0"
 36096" = 1'-0"
 36192" = 1'-0"
 36288" = 1'-0"
 36384" = 1'-0"
 36480" = 1'-0"
 36576" = 1'-0"
 36672" = 1'-0"
 36768" = 1'-0"
 36864" = 1'-0"
 36960" = 1'-0"
 37056" = 1'-0"
 37152" = 1'-0"
 37248" = 1'-0"
 37344" = 1'-0"
 37440" = 1'-0"
 37536" = 1'-0"
 37632" = 1'-0"
 37728" = 1'-0"
 37824" = 1'-0"
 37920" = 1'-0"
 38016" = 1'-0"
 38112" = 1'-0"
 38208" = 1'-0"
 38304" = 1'-0"
 38400" = 1'-0"
 38496" = 1'-0"
 38592" = 1'-0"
 38688" = 1'-0"
 38784" = 1'-0"
 38880" = 1'-0"
 38976" = 1'-0"
 39072" = 1'-0"
 39168" = 1'-0"
 39264" = 1'-0"
 39360" = 1'-0"
 39456" = 1'-0"
 39552" = 1'-0"
 39648" = 1'-0"
 39744" = 1'-0"
 39840" = 1'-0"
 39936" = 1'-0"
 40032" = 1'-0"
 40128" = 1'-0"
 40224" = 1'-0"
 40320" = 1'-0"
 40416" = 1'-0"
 40512" = 1'-0"
 40608" = 1'-0"
 40704" = 1'-0"
 40800" = 1'-0"
 40896" = 1'-0"
 40992" = 1'-0"
 41088" = 1'-0"
 41184" = 1'-0"
 41280" = 1'-0"
 41376" = 1'-0"
 41472" = 1'-0"
 41568" = 1'-0"
 41664" = 1'-0"
 41760" = 1'-0"
 41856" = 1'-0"
 41952" = 1'-0"
 42048" = 1'-0"
 42144" = 1'-0"
 42240" = 1'-0"
 42336" = 1'-0"
 42432" = 1'-0"
 42528" = 1'-0"
 42624" = 1'-0"
 42720" = 1'-0"
 42816" = 1'-0"
 42912" = 1'-0"
 43008" = 1'-0"
 43104" = 1'-0"
 43200" = 1'-0"
 43296" = 1'-0"
 43392" = 1'-0"
 43488" = 1'-0"
 43584" = 1'-0"
 43680" = 1'-0"
 43776" = 1'-0"
 43872" = 1'-0"
 43968" = 1'-0"
 44064" = 1'-0"
 44160" = 1'-0"
 44256" = 1'-0"
 44352" = 1'-0"
 44448" = 1'-0"
 44544" = 1'-0"
 44640" = 1'-0"
 44736" = 1'-0"
 44832" = 1'-0"
 44928" = 1'-0"
 45024" = 1'-0"
 45120" = 1'-0"
 45216" = 1'-0"
 45312" = 1'-0"
 45408" = 1'-0"
 45504" = 1'-0"
 45600" = 1'-0"
 45696" = 1'-0"
 45792" = 1'-0"
 45888" = 1'-0"
 45984" = 1'-0"
 46080" = 1'-0"
 46176" = 1'-0"
 46272" = 1'-0"
 46368" = 1'-0"
 46464" = 1'-0"
 46560" = 1'-0"
 46656" = 1'-0"
 46752" = 1'-0"
 46848" = 1'-0"
 46944" = 1'-0"
 47040" = 1'-0"
 47136" = 1'-0"
 47232" = 1'-0"
 47328" = 1'-0"
 47424" = 1'-0"
 47520" = 1'-0"
 47616" = 1'-0"
 47712" = 1'-0"
 47808" = 1'-0"
 47904" = 1'-0"
 48000" = 1'-0"
 48096" = 1'-0"
 48192" = 1'-0"
 48288" = 1'-0"
 48384" = 1'-0"
 48480" = 1'-0"
 48576" = 1'-0"
 48672" = 1'-0"
 48768" = 1'-0"
 48864" = 1'-0"
 48960" = 1'-0"
 49056" = 1'-0"
 49152" = 1'-0"
 49248" = 1'-0"
 49344" = 1'-0"
 49440" = 1'-0"
 49536" = 1'-0"
 49632" = 1'-0"
 49728" = 1'-0"
 49824" = 1'-0"
 49920" = 1'-0"
 50016" = 1'-0"
 50112" = 1'-0"
 50208" = 1'-0"
 50304" = 1'-0"
 50400" = 1'-0"
 50496" = 1'-0"
 50592" = 1'-0"
 50688" = 1'-0"
 50784" = 1'-0"
 50880" = 1'-0"
 50976" = 1'-0"
 51072" = 1'-0"
 51168" = 1'-0"
 51264" = 1'-0"
 51360" = 1'-0"
 51456" = 1'-0"
 51552" = 1'-0"
 51648" = 1'-0"
 51744" = 1'-0"
 51840" = 1'-0"
 51936" = 1'-0"
 52032" = 1'-0"
 52128" = 1'-0"
 52224" = 1'-0"
 52320" = 1'-0"
 52416" = 1'-0"
 52512" = 1'-0"
 52608" = 1'-0"
 52704" = 1'-0"
 52800" = 1'-0"
 52896" = 1'-0"
 52992" = 1'-0"
 53088" = 1'-0"
 53184" = 1'-0"
 53280" = 1'-0"
 53376" = 1'-0"
 53472" = 1'-0"
 53568" = 1'-0"
 53664" = 1'-0"
 53760" = 1'-0"
 53856" = 1'-0"
 53952" = 1'-0"
 54048" = 1'-0"
 54144" = 1'-0"
 54240" = 1'-0"
 54336" = 1'-0"
 54432" = 1'-0"
 54528" = 1'-0"
 54624" = 1'-0"
 54720" = 1'-0"
 54816" = 1'-0"

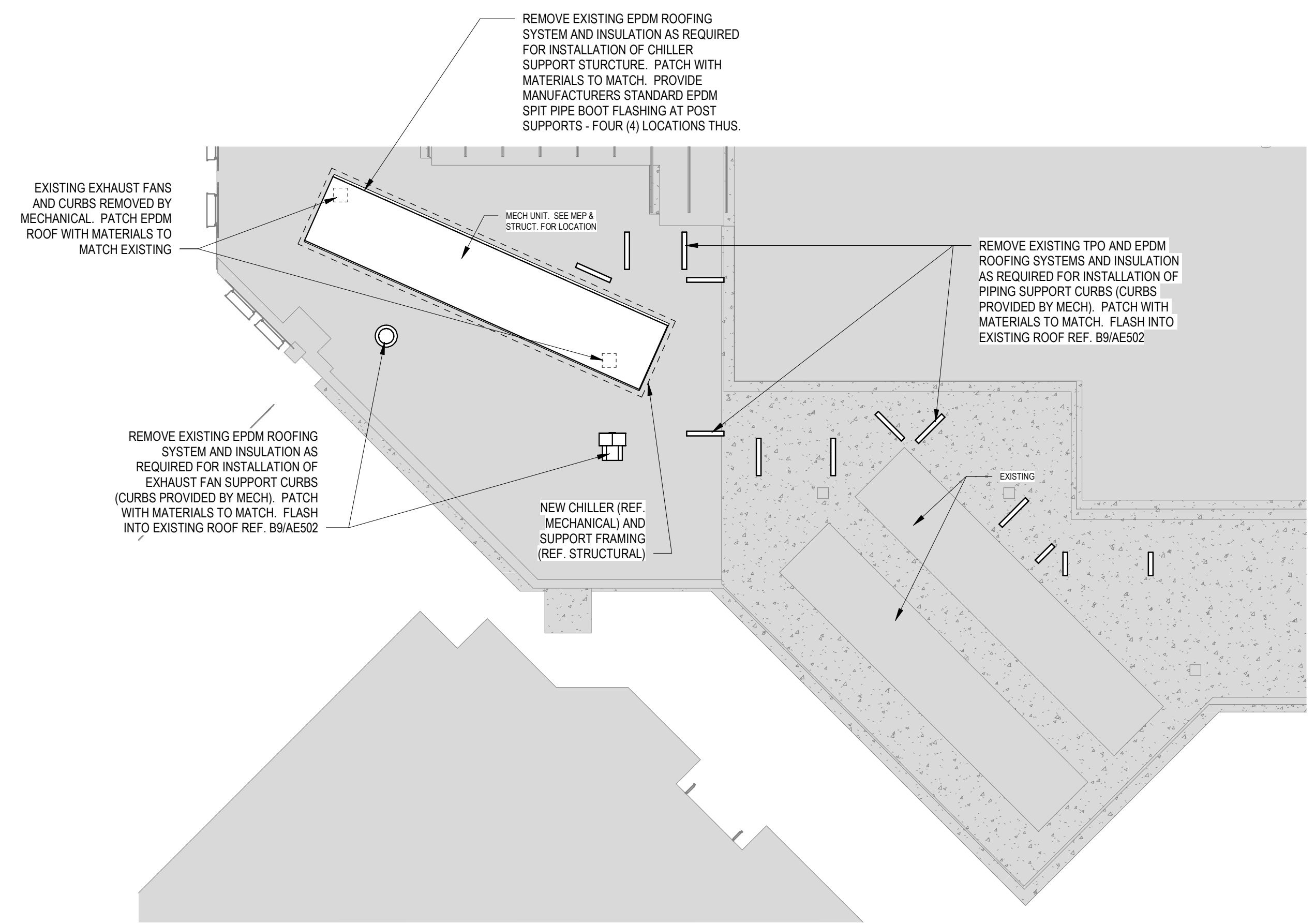
SGA KEYNOTES	
KTKT	KEYNOTE TEXT
1.08	THESE SIDEWALKS (HATCHED AREA) TO BE INSTALLED IN PHASE 2.
1.09	DASHED LINE INDICATE FUTURE PACT BUILDING.
5.46A	RAMP HANDRAIL - SEE DETAIL C7/AE100.
5.46B	STAIR HANDRAIL - SEE DETAIL B7/AE100.
5.46C	STAIR HANDRAIL - SIMILAR TO DETAIL B7/AE100 (ANCHOR POSTS INTO STEPS 2" CLEAR FROM RETAINING WALLS IN LIEU OF ANCHORING INTO CURBS).



B8 DETAIL - TYP. RAILING AT STAIRS
1/2" = 1'-0"



C8 DETAIL - TYP. RAILING AT RAMP
1/2" = 1'-0"



F8 MECHANICAL EQUIPMENT LOCATION ON EXISTING ROOF
3/32" = 1'-0"

F1 SITE PLAN
1" = 30'-0"

Revision#	Description	Date
1	ISSUE SET	06/22/2022

CONSULTANTS

ARCHITECTURAL: BWB 380 St. Peter St Suite 600 St. Paul, MN 55102 Phone: 651-223-3701	STRUCTURAL: ERA 2250 University Ave W Suite 423-S St. Paul, MN 55402 Phone: 651-251-1970	MEP: DUNHAM 50 South Sixth St Suite 1100 Minneapolis, MN 55402 Phone: 612-465-7550	CIVIL: EVS 10025 Valley View Rd Suite 140 Eden Prairie, MN 55344 Phone: 952-846-0236	LANDSCAPE: CONFLUENCE 224 N Main Ave Suite 201 Sioux Falls, SD 57104 Phone: 605-339-1205
--	--	--	--	--

ARCHITECT OF RECORD

A/E/C
Stone Group Architects
600 E 7th Street
Sioux Falls, SD 57103
605-271-1144

STAMP

Office of
Construction
and Facilities
Management

VA U.S. Department
of Veterans Affairs

Drawing Title
ARCHITECTURAL SITE PLAN

Approved: _____

Phase

Project Title
**NEW FRONT LOBBY AND
PRIMARY CARE ADDITION**

Location
SIOUX FALLS, SOUTH DAKOTA

Issue Date
06/22/2022

Checked
BH

Drawn
JH / DN

Project Number
VA #438-480
SGA #201909

Building Number
5

Drawing Number
AE100

C:\Users\jhaezel\OneDrive\Documents\Revit Local Files\201909 Lobby_Central_P_R01_jhaezel.rvt 6/21/2022 2:49:40 PM

three inches = one foot
 one and one half inches = one foot
 one inch = one foot
 three quarters inch = one foot
 one half inch = one foot
 three eighths inch = one foot
 one quarter inch = one foot
 three sixteenths inch = one foot
 one eighth inch = one foot
 one sixteenth inch = one foot

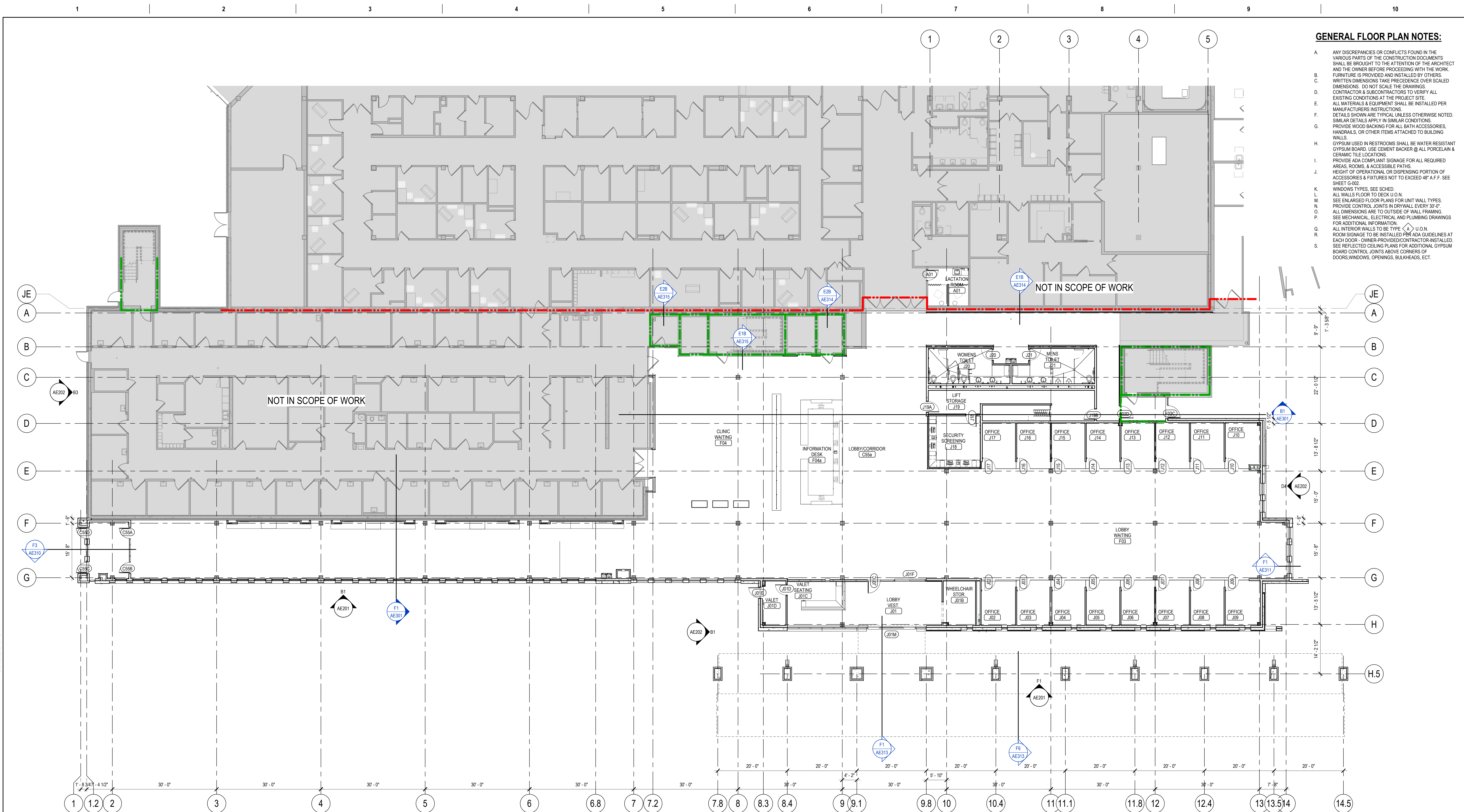
A
 B
 C
 D
 E
 F

1 2 3 4 5 6 7 8 9 10

1 2 3 4 5 6 7 8 9 10

GENERAL FLOOR PLAN NOTES:

- A. ANY DISCREPANCIES OR CONFLICTS FOUND IN THE VARIOUS PARTS OF THE CONSTRUCTION DOCUMENTS SHALL BE BROUGHT TO THE ATTENTION OF THE ARCHITECT AND THE OWNER BEFORE PROCEEDING WITH THE WORK.
- B. FURNITURE IS PROVIDED AND INSTALLED BY OTHERS.
- C. WRITTEN DIMENSIONS TAKE PRECEDENCE OVER SCALED DIMENSIONS. DO NOT SCALE THE DRAWINGS.
- D. CONTRACTOR & SUBCONTRACTORS TO VERIFY ALL EXISTING CONDITIONS AT THE PROJECT SITE.
- E. ALL MATERIALS & EQUIPMENT SHALL BE INSTALLED PER MANUFACTURERS INSTRUCTIONS.
- F. DETAILS SHOWN ARE TYPICAL UNLESS OTHERWISE NOTED. SIMILAR DETAILS APPLY IN SIMILAR CONDITIONS.
- G. PROVIDE WOOD BACKING FOR ALL BATH ACCESSORIES, HANDRAILS, OR OTHER ITEMS ATTACHED TO BUILDING WALLS.
- H. GYPSUM USED IN RESTROOMS SHALL BE WATER RESISTANT GYPSUM BOARD. USE CEMENT BACKER @ ALL PORCELAIN & CERAMIC TILE LOCATIONS.
- I. PROVIDE ADA COMPLIANT SIGNAGE FOR ALL REQUIRED AREAS, ROOMS, & ACCESSIBLE PATHS.
- J. HEIGHT OF OPERATIONAL OR DISPENSING PORTION OF ACCESSORIES & FIXTURES NOT TO EXCEED 48" A.F.F. SEE SHEET G-002.
- K. WINDOWS TYPES, SEE SCHEDULE.
- L. ALL WALLS FLOOR TO DECK U.O.N.
- M. SEE ENLARGED FLOOR PLANS FOR UNIT WALL TYPES.
- N. PROVIDE CONTROL JOINTS IN DRYWALL EVERY 30'-0". ALL DIMENSIONS ARE TO OUTSIDE OF WALL FRAMING.
- O. SEE MECHANICAL, ELECTRICAL AND PLUMBING DRAWINGS FOR ADDITIONAL INFORMATION.
- P. ALL INTERIOR WALLS TO BE TYPE U.O.N.
- Q. ROOM SIGNAGE TO BE INSTALLED PER ADA GUIDELINES AT EACH DOOR - OWNER PROVIDED CONTRACTOR INSTALLED.
- R. SEE REFLECTED CEILING PLANS FOR ADDITIONAL GYPSUM BOARD CONTROL JOINTS ABOVE CORNERS OF DOORS, WINDOWS, OPENINGS, BULKHEADS, ECT.



F1 GROUND LEVEL FLOOR PLAN-OVERALL
3/32" = 1'-0"


Revision#	Description	Date
1	ISSUE SET	06/22/2022

CONSULTANTS

ARCHITECTURAL: BWB&R	STRUCTURAL: ERA	MEP: DUNHAM	CIVIL: EVS	LANDSCAPE: CONFLUENCE
BWB&R 390 St. Peter St Suite 600 St. Paul, MN 55102 Phone: 651-223-3701	ERICKSEN ROED ASSOCIATES 2250 University Ave W Suite 423-S St. Paul, MN 55402 Phone: 651-251-1970	DUNHAM ASSOCIATES, INC. 50 South Sixth St Suite 1100 Minneapolis, MN 55402 Phone: 612-665-7550	EVS 10025 Valley View Rd Suite 140 Eden Prairie, MN 55344 Phone: 952-646-0239	CONFLUENCE 224 N Main Ave Suite 201 Sioux Falls, SD 57104 Phone: 605-339-1205

ARCHITECT OF RECORD

A/E/C
Stone Group Architects
600 E 7th Street
Sioux Falls, SD 57103
605-271-1144



Office of Construction and Facilities Management
VA U.S. Department of Veterans Affairs

Drawing Title OVERALL FLOOR PLAN	Phase
Approved:	

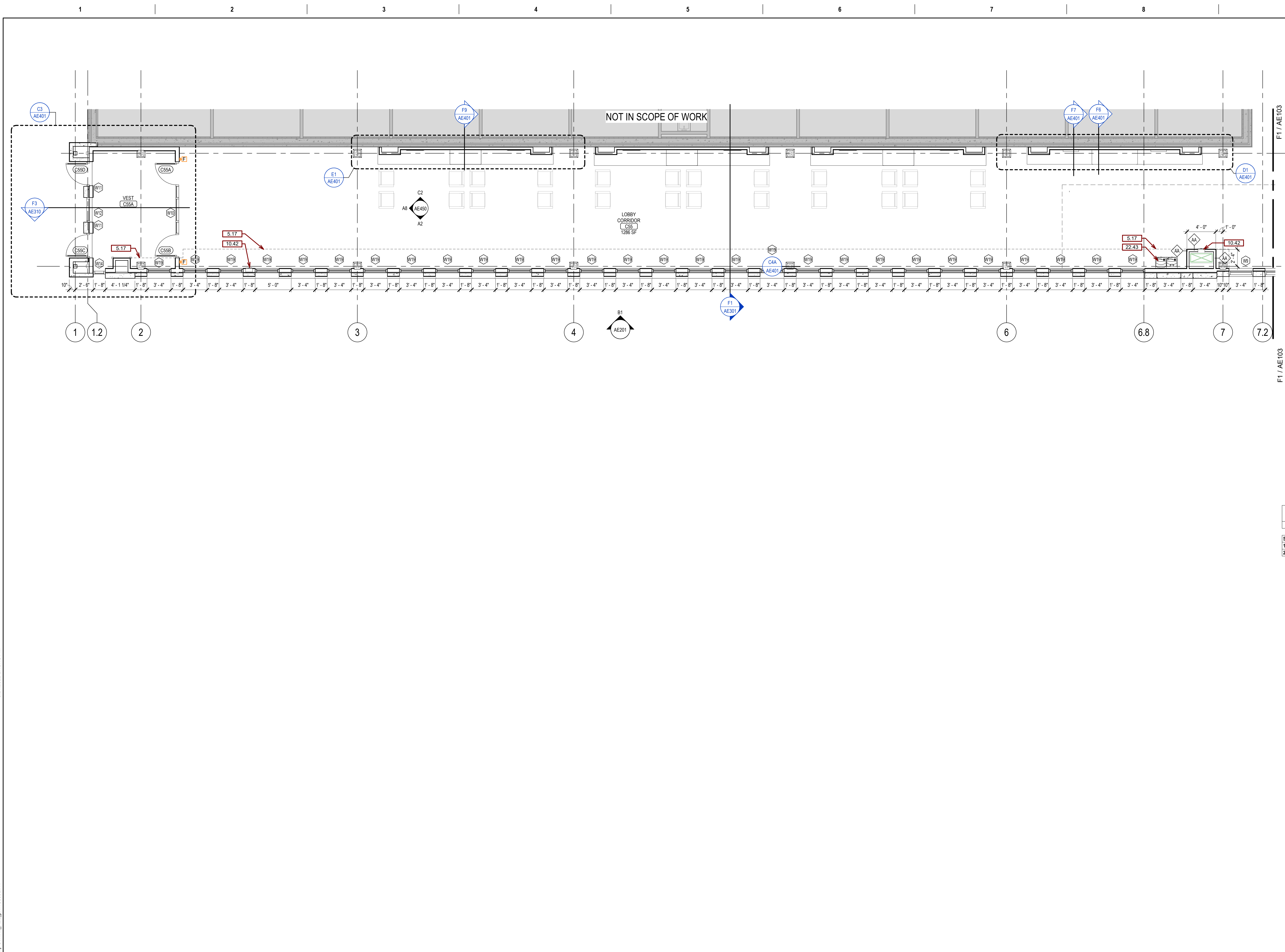
Project Title NEW FRONT LOBBY AND PRIMARY CARE ADDITION	Project Number VA #438-480 SGA #201909
Location SIoux FALLS, SOUTH DAKOTA	Building Number 5
Issue Date 06/22/2022	Checked BH
	Drawn JH / DN

Drawing Number AE101

GENERAL FLOOR PLAN NOTES:

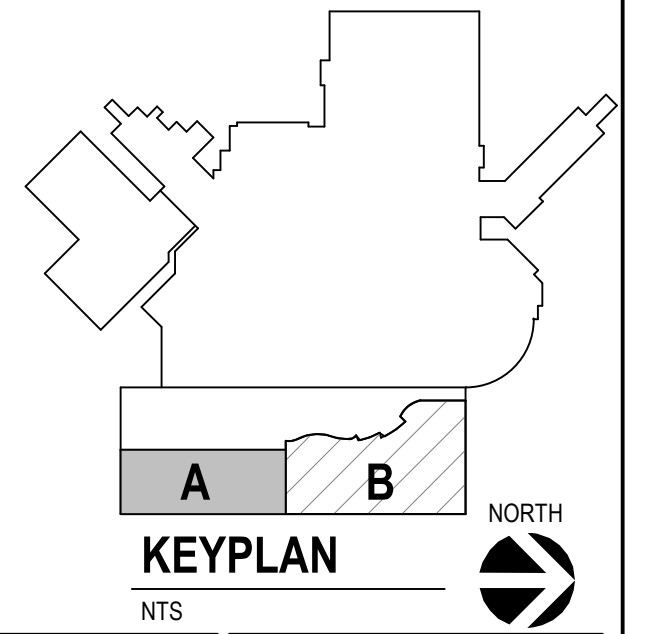
- A. ANY DISCREPANCIES OR CONFLICTS FOUND IN THE VARIOUS PARTS OF THE CONSTRUCTION DOCUMENTS SHALL BE BROUGHT TO THE ATTENTION OF THE ARCHITECT AND THE OWNER BEFORE PROCEEDING WITH THE WORK.
- B. FURNITURE IS PROVIDED AND INSTALLED BY OTHERS. WRITTEN DIMENSIONS TAKE PRECEDENCE OVER SCALED DIMENSIONS. DO NOT SCALE THE DRAWINGS.
- C. CONTRACTOR & SUBCONTRACTORS TO VERIFY ALL EXISTING CONDITIONS AT THE PROJECT SITE.
- D. ALL MATERIALS & EQUIPMENT SHALL BE INSTALLED PER MANUFACTURERS INSTRUCTIONS.
- E. DETAILS SHOWN ARE TYPICAL UNLESS OTHERWISE NOTED. SIMILAR DETAILS APPLY IN SIMILAR CONDITIONS.
- F. PROVIDE WOOD BACKING FOR ALL BATH ACCESSORIES, HANDRAILS, OR OTHER ITEMS ATTACHED TO BUILDING WALLS.
- G. GYPSUM USED IN RESTROOMS SHALL BE WATER RESISTANT GYPSUM BOARD. USE CEMENT BACKER @ ALL PORCELAIN & CERAMIC TILE LOCATIONS.
- H. PROVIDE ADA COMPLIANT SIGNAGE FOR ALL REQUIRED AREAS, ROOMS, & ACCESSIBLE PATHS.
- I. HEIGHT OF OPERATIONAL OR DISPENSING PORTION OF ACCESSORIES & FIXTURES NOT TO EXCEED 48" A.F.F. SEE SHEET G-02.
- J. WINDOWS TYPES, SEE SCHED.
- K. ALL WALLS FLOOR TO DECK U.O.N.
- L. SEE ENLARGED FLOOR PLANS FOR UNIT WALL TYPES.
- M. PROVIDE CONTROL JOINTS IN DRYWALL EVERY 30'-0".
- N. ALL DIMENSIONS ARE TO OUTSIDE OF WALL FRAMING.
- O. SEE MECHANICAL, ELECTRICAL AND PLUMBING DRAWINGS FOR ADDITIONAL INFORMATION.
- P. ALL INTERIOR WALLS TO BE TYPE U.O.N.
- Q. ROOM SIGNAGE TO BE INSTALLED PER ADA GUIDELINES AT EACH DOOR - OWNER PROVIDED/CONTRACTOR INSTALLED. SEE REFLECTED CEILING PLANS FOR ADDITIONAL GYPSUM BOARD CONTROL JOINTS ABOVE CORNERS OF DOORS, WINDOWS, OPENINGS, BULKHEADS, ECT.
- R.
- S.

REF. SHEET AE601 FOR WALL TYPE INFORMATION



SGA KEYNOTES	
KT/KT	KEYNOTE TEXT
5.17	DASHED LINE INDICATES EXTENT OF SOFFIT ABOVE
10.42	RECESSED MOUNTED F.E.C.
22.43	BI-LEVEL WATER FOUNTAIN W/ BOTTLE FILLING STATION.

F1 GROUND LEVEL FLOOR PLAN-A
3/16" = 1'-0"




Revision#	Description	Date:
1	ISSUE SET	06/22/2022

CONSULTANTS

ARCHITECTURAL: BWB 380 St. Peter St Suite 600 St. Paul, MN 55102 Phone: 651-223-3701	STRUCTURAL: ERA 2250 University Ave W Suite 423-S St. Paul, MN 55402 Phone: 651-251-1970	MEP: DUNHAM 50 South Sixth St Suite 1100 Minneapolis, MN 55402 Phone: 612-465-7550	CIVIL: EVS 10025 Valley View Rd Suite 140 Eden Prairie, MN 55344 Phone: 952-846-0239	LANDSCAPE: CONFLUENCE 224 N Main Ave Suite 201 Sioux Falls, SD 57104 Phone: 605-339-1205
--	--	--	--	--

ARCHITECT OF RECORD

A/E:
Stone Group Architects
600 E 7th Street
Sioux Falls, SD 57103
605-271-1144



Office of Construction and Facilities Management
VA U.S. Department of Veterans Affairs

Drawing Title
GROUND LEVEL FLOOR PLAN - AREA A

Approved:

Phase

Project Title
NEW FRONT LOBBY AND PRIMARY CARE ADDITION

Location
SIoux FALLS, SOUTH DAKOTA

Issue Date
06/22/2022

Checked
BH

Drawn
JH / DN

Project Number
**VA #438-480
SGA #201909**

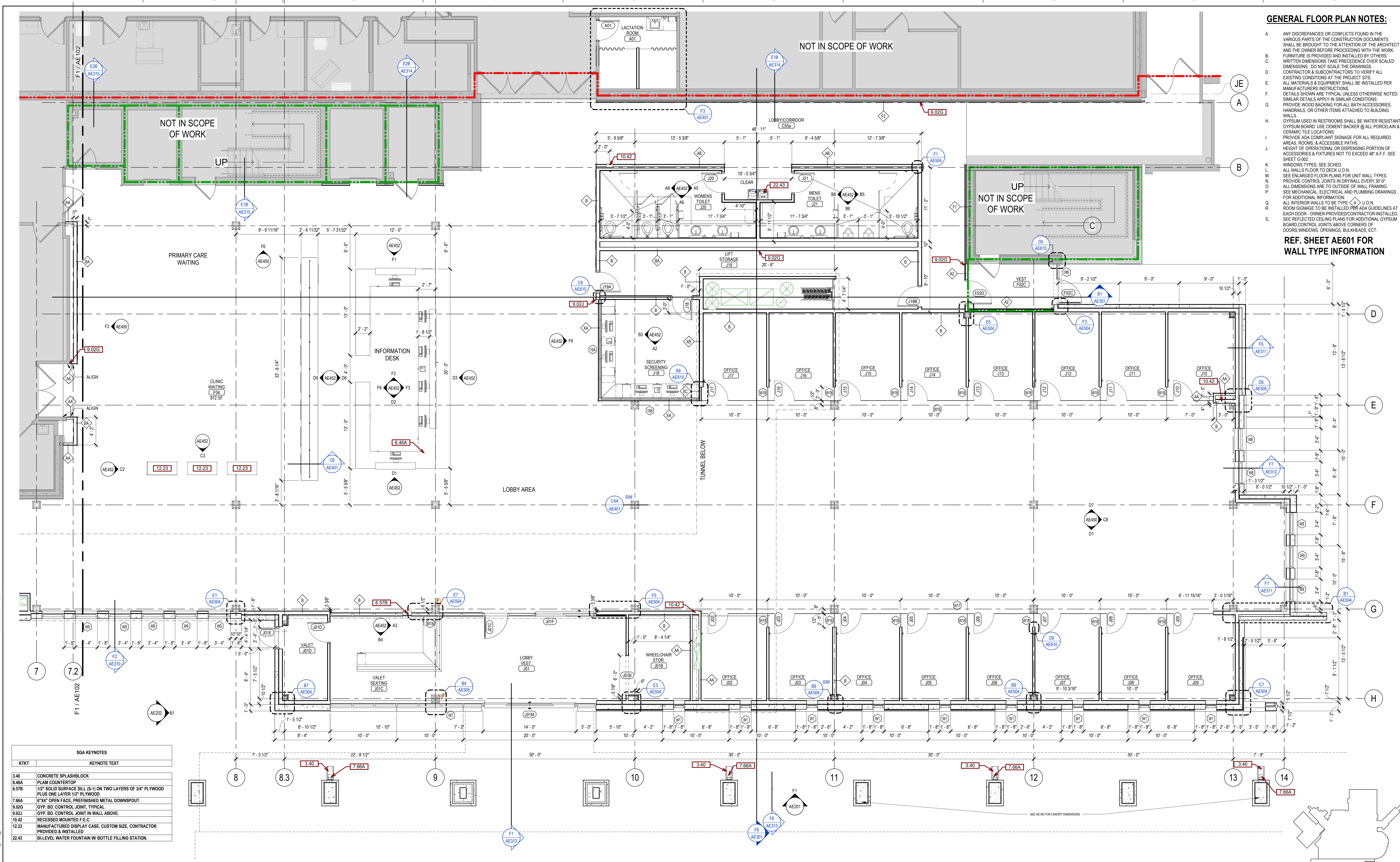
Building Number
5

Drawing Number
AE102

GENERAL FLOOR PLAN NOTES:

- A. ANY DISCREPANCIES OR CONFLICTS FOUND IN THE VARIOUS PARTS OF THE CONSTRUCTION DOCUMENTS SHALL BE BROUGHT TO THE ATTENTION OF THE ARCHITECT AND THE OWNER BEFORE PROCEEDING WITH THE WORK.
- B. FURNITURE IS PROVIDED AND INSTALLED BY OTHERS. WRITTEN DIMENSIONS TAKE PRECEDENCE OVER SCALED DIMENSIONS. DO NOT SCALE THE DRAWINGS.
- C. CONTRACTOR & SUBCONTRACTORS TO VERIFY ALL EXISTING CONDITIONS AT THE PROJECT SITE.
- D. ALL MATERIALS & EQUIPMENT SHALL BE INSTALLED PER MANUFACTURER'S INSTRUCTIONS.
- E. DETAILS SHOWN ARE TYPICAL UNLESS OTHERWISE NOTED. SIMILAR DETAILS APPLY IN SIMILAR CONDITIONS.
- F. CONTRACTOR & SUBCONTRACTORS TO VERIFY ALL EXISTING CONDITIONS AT THE PROJECT SITE.
- G. ALL INTERIOR WALLS TO BE TYPE U.D.N. PROVIDE ADA COMPLIANT SIGNAGE FOR ALL REQUIRED AREAS, ROOMS, & ACCESSIBLE PATHS.
- H. HEIGHT OF OPERATIONAL OR DISPENSING PORTION OF ACCESSORIES & FIXTURES NOT TO EXCEED 48" A.F.F. SEE SHEET G-002.
- I. WINDOWS TYPES, SEE SCHED.
- J. ALL WALLS FLOOR TO DECK U.D.N.
- K. SEE ENLARGED FLOOR PLANS FOR UNIT WALL TYPES. PROVIDE CONTROL JOINTS IN DRYWALL EVERY 30'-0".
- L. ALL DIMENSIONS ARE TO OUTSIDE OF WALL FRAMING.
- M. SEE MECHANICAL, ELECTRICAL AND PLUMBING DRAWINGS FOR ADDITIONAL INFORMATION.
- N. ROOM SIGNAGE TO BE INSTALLED PER ADA GUIDELINES AT EACH DOOR - OWNER PROVIDED/CONTRACTOR INSTALLED. SEE REFLECTED CEILING PLANS FOR ADDITIONAL GYPSUM BOARD CONTROL JOINTS ABOVE CORNERS OF DOORS, WINDOWS, OPENINGS, BULKHEADS, ECT.

REF. SHEET AE601 FOR WALL TYPE INFORMATION



KT/KT	KEYNOTE TEXT
3.40	CONCRETE SPLASHBLOCK
4.66A	PLAIN COUNTERTOP
6.57B	12" SOLID SURFACE SILL (S-1) ON TWO LAYERS OF 3/4" PLYWOOD PLUS ONE LAYER 1/2" PLYWOOD
7.66A	6"x6" OPEN FACE, PREFINISHED METAL DOWNSPOUT.
9.02G	GYF. BD. CONTROL JOINT, TYPICAL
9.02J	GYF. BD. CONTROL JOINT IN WALL ABOVE.
10.42	RECESSED MOUNTED F.E.C.
12.23	MANUFACTURED DISPLAY CASE, CUSTOM SIZE, CONTRACTOR PROVIDED & INSTALLED
22.43	BILEVEL WATER FOUNTAIN W/ BOTTLE FILLING STATION.

F1 GROUND LEVEL FLOOR PLAN-B
3/16" = 1'-0"

Revision#	Description	Date
1	ISSUE SET	06/22/2022

CONSULTANTS

ARCHITECTURAL: BWB R	STRUCTURAL: ERA	MEP: DUNHAM	CIVIL: EVS	LANDSCAPE: CONFLUENCE
--------------------------------	---------------------------	-----------------------	----------------------	---------------------------------

BWB R
380 St. Peter St.
Suite 600
St. Paul, MN 55102
Phone: 651-223-3701

ERA
Ericksen Road Associates
2250 University Ave W
Suite 423-S
St. Paul, MN 55402
Phone: 651-251-1970

DUNHAM
Dunham Associates, Inc.
50 South Sixth St.
Suite 1100
Minneapolis, MN 55402
Phone: 612-465-7550


EVS
10025 Valley View Rd
Suite 140
Eden Prairie, MN 55344
Phone: 952-646-0239

CONFLUENCE
524 N Main Ave
Suite 201
Sioux Falls, SD 57104
Phone: 605-339-1205

ARCHITECT OF RECORD

A/E:
Stone Group Architects
600 E 7th Street
Sioux Falls, SD 57103
605-271-1144

STONE GROUP ARCHITECTS



Office of Construction and Facilities Management
VA U.S. Department of Veterans Affairs

Drawing Title
GROUND LEVEL FLOOR PLAN - AREA B

Approved:

Phase

Project Title
NEW FRONT LOBBY AND PRIMARY CARE ADDITION

Location
SIOUX FALLS, SOUTH DAKOTA

Issue Date
06/22/2022

Checked
BH

Drawn
JH / DN

Project Number
VA #438-480
SGA #201909

Building Number
5

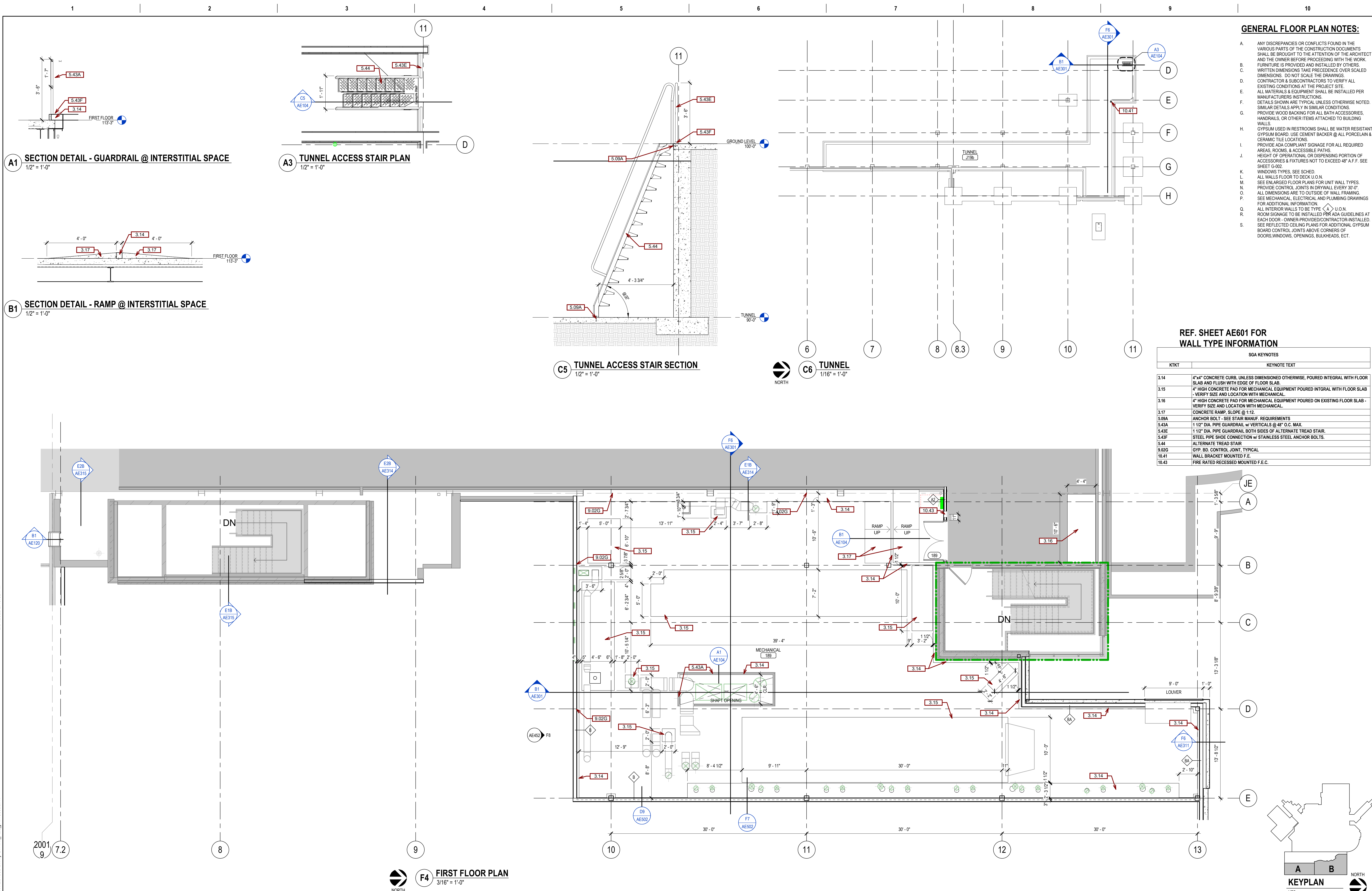
Drawing Number
AE103

GENERAL FLOOR PLAN NOTES:

- A. ANY DISCREPANCIES OR CONFLICTS FOUND IN THE VARIOUS PARTS OF THE CONSTRUCTION DOCUMENTS SHALL BE BROUGHT TO THE ATTENTION OF THE ARCHITECT AND THE OWNER BEFORE PROCEEDING WITH THE WORK. FURNITURE IS PROVIDED AND INSTALLED BY OTHERS. WRITTEN DIMENSIONS TAKE PRECEDENCE OVER SCALED DIMENSIONS. DO NOT SCALE THE DRAWINGS.
- B. CONTRACTOR & SUBCONTRACTORS TO VERIFY ALL EXISTING CONDITIONS AT THE PROJECT SITE.
- C. ALL MATERIALS & EQUIPMENT SHALL BE INSTALLED PER MANUFACTURER'S INSTRUCTIONS.
- D. DETAILS SHOWN ARE TYPICAL UNLESS OTHERWISE NOTED. SIMILAR DETAILS APPLY IN SIMILAR CONDITIONS.
- E. PROVIDE WOOD BACKING FOR ALL BATH ACCESSORIES, HANDRAILS, OR OTHER ITEMS ATTACHED TO BUILDING WALLS.
- F. GYPSUM USED IN RESTROOMS SHALL BE WATER RESISTANT GYPSUM BOARD. USE CEMENT BACKER @ ALL PORCELAIN & CERAMIC TILE LOCATIONS.
- G. PROVIDE ADA COMPLIANT SIGNAGE FOR ALL REQUIRED AREAS, ROOMS, & ACCESSIBLE PATHS.
- H. HEIGHT OF OPERATIONAL OR DISPENSING PORTION OF ACCESSORIES & FIXTURES NOT TO EXCEED 48" A.F.F. SEE SHEET G-02.
- I. WINDOWS TYPES, SEE SCHED.
- J. ALL WALLS FLOOR TO DECK U.O.N.
- K. SEE ENLARGED FLOOR PLANS FOR UNIT WALL TYPES.
- L. PROVIDE CONTROL JOINTS IN DRYWALL EVERY 30'-0".
- M. ALL DIMENSIONS ARE TO OUTSIDE OF WALL FRAMING.
- N. SEE MECHANICAL, ELECTRICAL AND PLUMBING DRAWINGS FOR ADDITIONAL INFORMATION.
- O. ALL INTERIOR WALLS TO BE TYPE U.O.N.
- P. ROOM SIGNAGE TO BE INSTALLED PER ADA GUIDELINES AT EACH DOOR - OWNER PROVIDED CONTRACTOR INSTALLED.
- Q. SEE REFLECTED CEILING PLANS FOR ADDITIONAL GYPSUM BOARD CONTROL JOINTS ABOVE CORNERS OF DOORS, WINDOWS, OPENINGS, BULKHEADS, ECT.

REF. SHEET AE601 FOR WALL TYPE INFORMATION

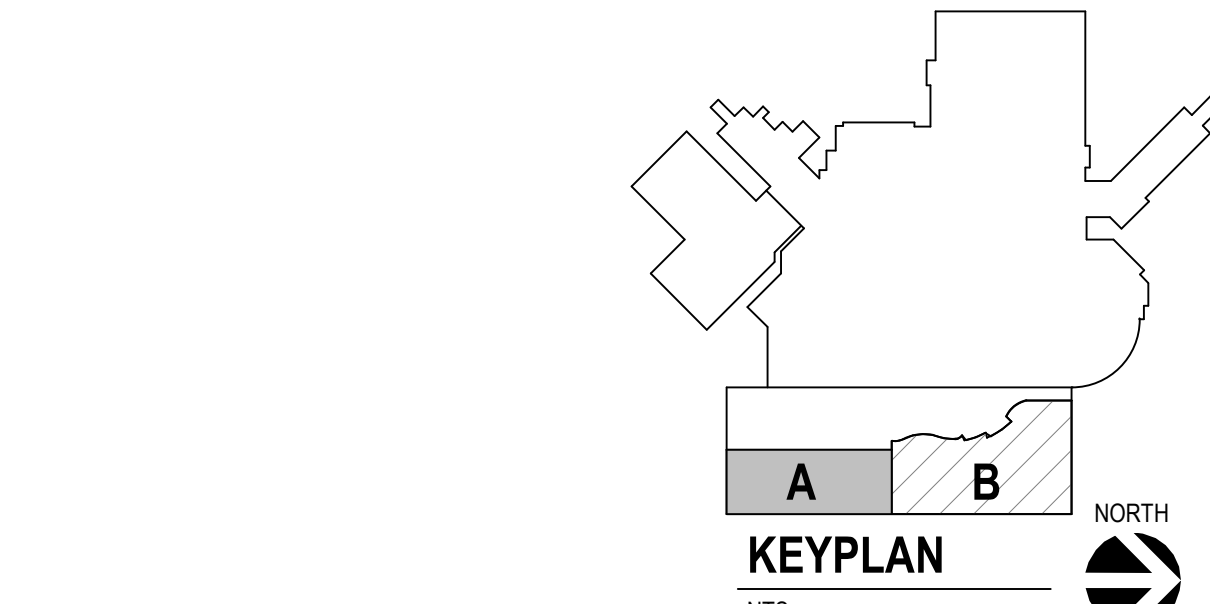
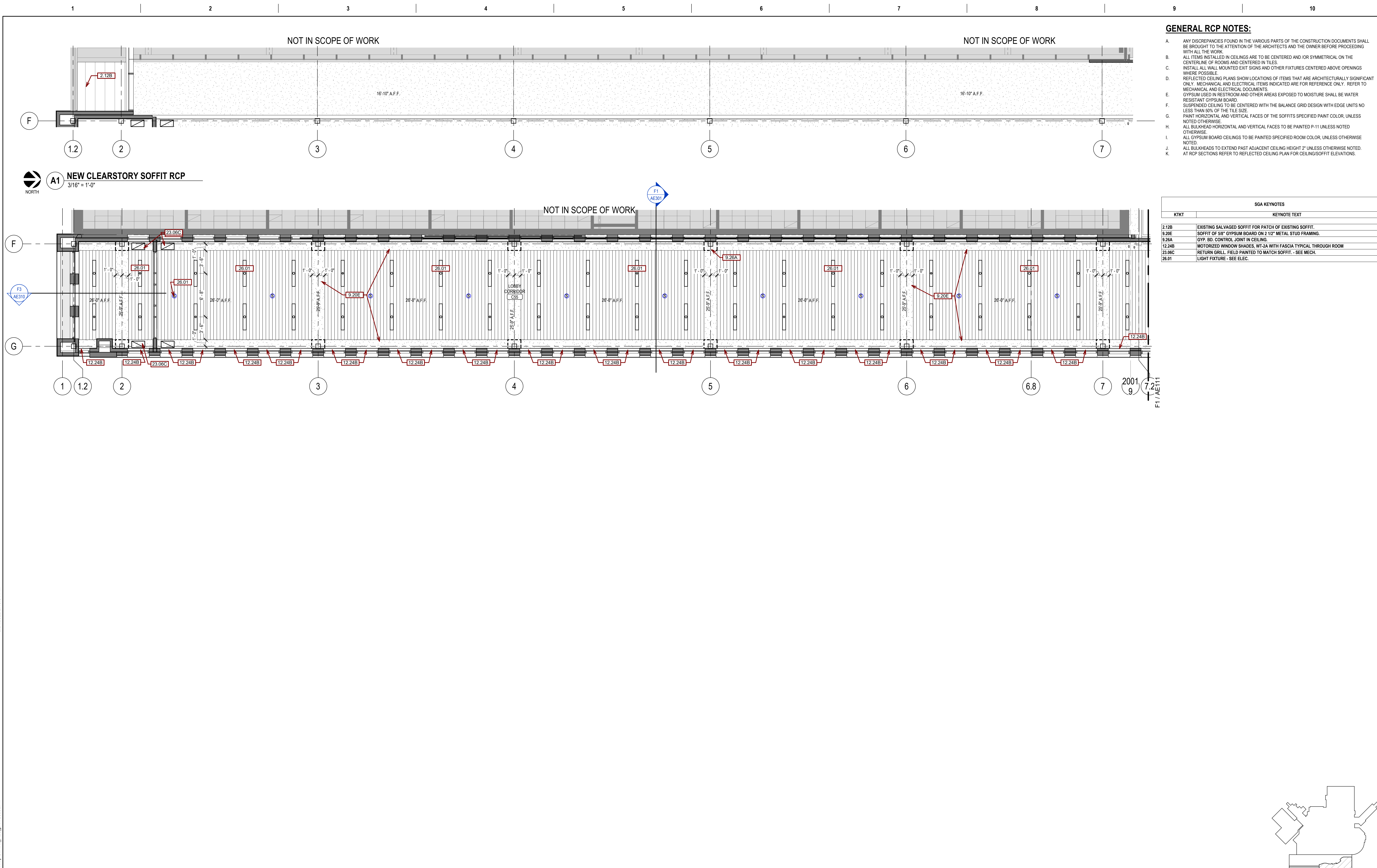
SGA KEYNOTES	
KEYNOTE	KEYNOTE TEXT
3.14	4"x4" CONCRETE CURB, UNLESS DIMENSIONED OTHERWISE, POURED INTEGRAL WITH FLOOR SLAB AND FLUSH WITH EDGE OF FLOOR SLAB.
3.15	4" HIGH CONCRETE PAD FOR MECHANICAL EQUIPMENT POURED INTEGRAL WITH FLOOR SLAB - VERIFY SIZE AND LOCATION WITH MECHANICAL.
3.16	4" HIGH CONCRETE PAD FOR MECHANICAL EQUIPMENT POURED ON EXISTING FLOOR SLAB - VERIFY SIZE AND LOCATION WITH MECHANICAL.
3.17	CONCRETE RAMP, SLOPE @ 1:12.
5.09A	ANCHOR BOLT - SEE STAIR MANUF. REQUIREMENTS.
5.43A	1 1/2" DIA. PIPE GUARDRAIL w/ VERTICALS @ 48" O.C. MAX.
5.43E	1 1/2" DIA. PIPE GUARDRAIL, BOTH SIDES OF ALTERNATE TREAD STAIR.
5.43F	STEEL PIPE SHOE CONNECTION w/ STAINLESS STEEL ANCHOR BOLTS.
5.44	ALTERNATE TREAD STAIR.
9.02G	GYP. BD. CONTROL JOINT, TYPICAL.
10.41	WALL BRACKET MOUNTED F.E.
10.43	FIRE RATED RECESSED MOUNTED F.E.C.



CONSULTANTS ARCHITECTURAL: BWB STRUCTURAL: ERA MEP: DUNHAM CIVIL: EVS LANDSCAPE: CONFLUENCE BWBR: 380 St. Peter St, Suite 600, St. Paul, MN 55102, Phone: 651-223-3701 ERA: 2250 University Ave W, Suite 423-S, St. Paul, MN 55402, Phone: 651-251-1970 DUNHAM: 50 South Sixth St, Suite 1100, Minneapolis, MN 55402, Phone: 612-465-7550 EVS: 10025 Valley View Rd, Suite 140, Eden Prairie, MN 55344, Phone: 952-646-0239 CONFLUENCE: 524 N Main Ave, Suite 201, Sioux Falls, SD 57104, Phone: 605-339-1205		ARCHITECT OF RECORD A/E: Stone Group Architects 600 E 7th Street Sioux Falls, SD 57103 605-271-1144		STAMP REGISTERED ARCHITECT JODI ANDERSON SOUTH DAKOTA 06-22-2022		Office of Construction and Facilities Management VA U.S. Department of Veterans Affairs		Drawing Title: FIRST FLOOR & TUNNEL PLANS Phase:		Project Title: NEW FRONT LOBBY AND PRIMARY CARE ADDITION Location: SIoux FALLS, SOUTH DAKOTA Issue Date: 06/22/2022 Checked: BH Drawn: JH / DN		Project Number: VA #438-480 SGA #201909 Building Number: 5 Drawing Number: AE104	
1 ISSUE SET 06/22/2022 Date:													

- GENERAL RCP NOTES:**
- ANY DISCREPANCIES FOUND IN THE VARIOUS PARTS OF THE CONSTRUCTION DOCUMENTS SHALL BE BROUGHT TO THE ATTENTION OF THE ARCHITECTS AND THE OWNER BEFORE PROCEEDING WITH ALL THE WORK.
 - ALL ITEMS INSTALLED IN CEILINGS ARE TO BE CENTERED AND/OR SYMMETRICAL ON THE CENTERLINE OF ROOMS AND CENTERED IN TILES.
 - INSTALL ALL WALL MOUNTED EXIT SIGNS AND OTHER FIXTURES CENTERED ABOVE OPENINGS WHERE POSSIBLE.
 - REFLECTED CEILING PLANS SHOW LOCATIONS OF ITEMS THAT ARE ARCHITECTURALLY SIGNIFICANT ONLY. MECHANICAL AND ELECTRICAL ITEMS INDICATED ARE FOR REFERENCE ONLY. REFER TO MECHANICAL AND ELECTRICAL DOCUMENTS.
 - GYPSUM USED IN RESTROOM AND OTHER AREAS EXPOSED TO MOISTURE SHALL BE WATER RESISTANT GYPSUM BOARD.
 - SUSPENDED CEILING TO BE CENTERED WITH THE BALANCE GRID DESIGN WITH EDGE UNITS NO LESS THAN 50% OF THE TILE SIZE.
 - PAINT HORIZONTAL AND VERTICAL FACES OF THE SOFFITS SPECIFIED PAINT COLOR, UNLESS NOTED OTHERWISE.
 - ALL BULKHEAD HORIZONTAL AND VERTICAL FACES TO BE PAINTED P-11 UNLESS NOTED OTHERWISE.
 - ALL GYPSUM BOARD CEILINGS TO BE PAINTED SPECIFIED ROOM COLOR, UNLESS OTHERWISE NOTED.
 - ALL BULKHEADS TO EXTEND PAST ADJACENT CEILING HEIGHT 2" UNLESS OTHERWISE NOTED. AT RCP SECTIONS REFER TO REFLECTED CEILING PLAN FOR CEILING/SOFFIT ELEVATIONS.

SGA KEYNOTES	
KTKT	KEYNOTE TEXT
2.12B	EXISTING SALVAGED SOFFIT FOR PATCH OF EXISTING SOFFIT.
9.24E	SOFFIT OF 5/8" GYPSUM BOARD ON 2 1/2" METAL STUD FRAMING.
9.26A	GYP. BD. CONTROL JOINT IN CEILING
12.24B	MOTORIZED WINDOW SHADES, W1-2A WITH FASCIA TYPICAL THROUGH ROOM
23.06C	RETURN GRILL, FIELD PAINTED TO MATCH SOFFIT. - SEE MECH.
26.01	LIGHT FIXTURE - SEE ELEC.



F1 GROUND LEVEL AREA A RCP
3/16" = 1'-0"


Revision#	Description	Date
1	ISSUE SET	06/22/2022

CONSULTANTS

ARCHITECTURAL: BWB R	STRUCTURAL: ERA	MEP: DUNHAM	CIVIL: EVS	LANDSCAPE: CONFLUENCE
BWBR 380 St. Peter St Suite 600 St. Paul, MN 55102 Phone: 651-223-3701	Ericksen Road Associates 2250 University Ave W Suite 423-S St. Paul, MN 55402 Phone: 651-251-1970	Dunham Associates, Inc. 50 South Sixth St Suite 1100 Minneapolis, MN 55402 Phone: 612-465-7550	EVS 10025 Valley View Rd Suite 140 Eden Prairie, MN 55344 Phone: 952-646-0239	CONFLUENCE 224 N Main Ave Suite 201 Sioux Falls, SD 57104 Phone: 605-339-1205

ARCHITECT OF RECORD

A/E/C
Stone Group Architects
600 E 7th Street
Sioux Falls, SD 57103
605-271-1144



Office of Construction and Facilities Management
VA U.S. Department of Veterans Affairs

Drawing Title
GROUND LEVEL REFLECTED CEILING PLAN - AREA A

Approved:

Phase

Project Title
NEW FRONT LOBBY AND PRIMARY CARE ADDITION

Location
SIoux FALLS, SOUTH DAKOTA

Issue Date
06/22/2022

Checked
BH

Drawn
JH / DN

Project Number
VA #438-480
SGA #201909

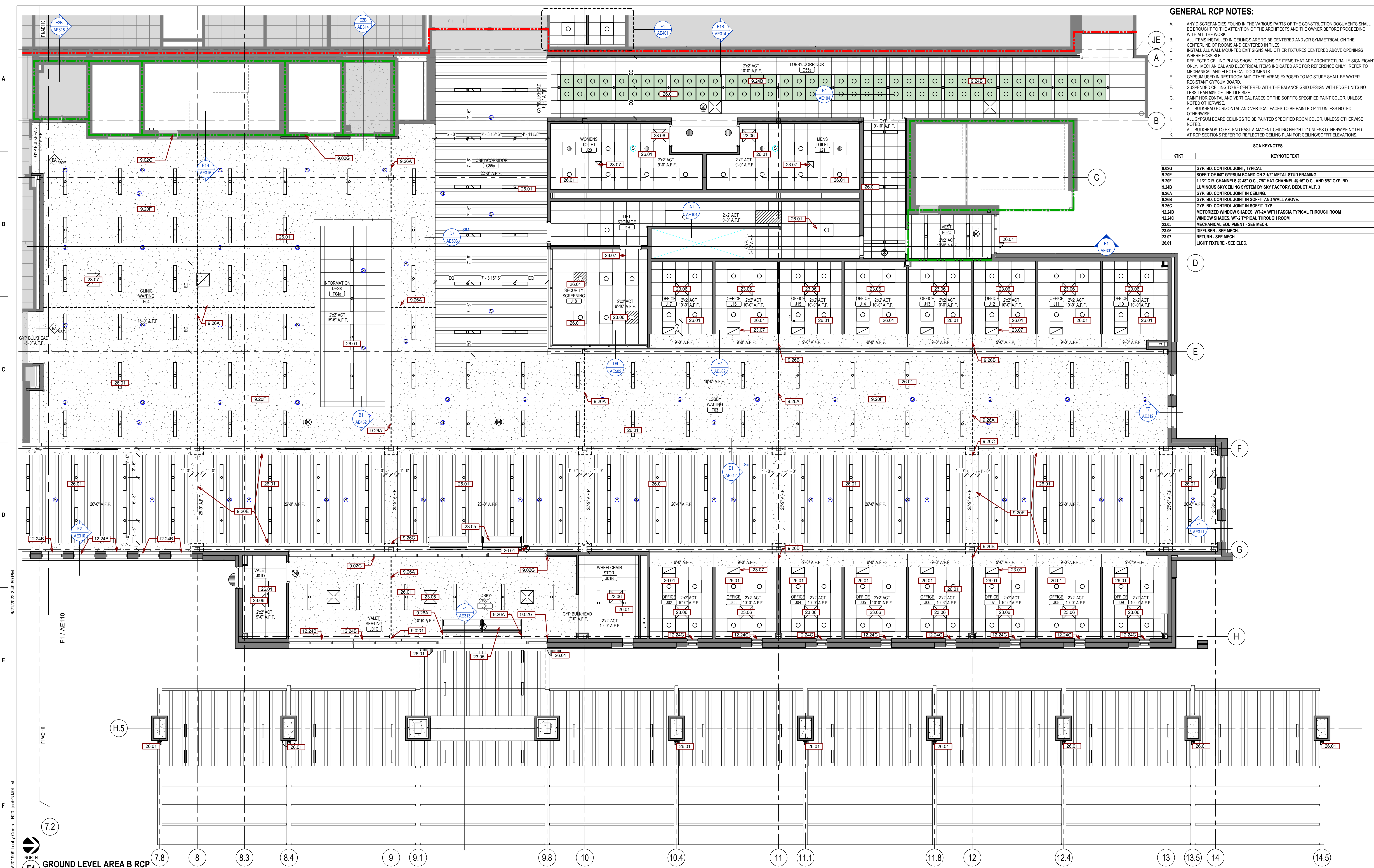
Building Number
5

Drawing Number
AE110

GENERAL RCP NOTES:

- A. ANY DISCREPANCIES FOUND IN THE VARIOUS PARTS OF THE CONSTRUCTION DOCUMENTS SHALL BE BROUGHT TO THE ATTENTION OF THE ARCHITECTS AND THE OWNER BEFORE PROCEEDING WITH ALL THE WORK.
- B. ALL ITEMS INSTALLED IN CEILINGS ARE TO BE CENTERED AND/OR SYMMETRICAL ON THE CENTERLINE OF ROOMS AND CENTERED IN TILES.
- C. INSTALL ALL WALL MOUNTED EXIT SIGNS AND OTHER FIXTURES CENTERED ABOVE OPENINGS WHERE POSSIBLE.
- D. REFLECTED CEILING PLANS SHOW LOCATIONS OF ITEMS THAT ARE ARCHITECTURALLY SIGNIFICANT ONLY. MECHANICAL AND ELECTRICAL ITEMS INDICATED ARE FOR REFERENCE ONLY. REFER TO MECHANICAL AND ELECTRICAL DOCUMENTS.
- E. GYPSUM USED IN RESTROOM AND OTHER AREAS EXPOSED TO MOISTURE SHALL BE WATER RESISTANT GYPSUM BOARD.
- F. SUSPENDED CEILING TO BE CENTERED WITH THE BALANCE GRID DESIGN WITH EDGE UNITS NO LESS THAN 80% OF THE TILE SIZE.
- G. PAINT HORIZONTAL AND VERTICAL FACES OF THE SOFFITS SPECIFIED PAINT COLOR, UNLESS NOTED OTHERWISE.
- H. ALL BULKHEAD HORIZONTAL AND VERTICAL FACES TO BE PAINTED P-11 UNLESS NOTED OTHERWISE.
- I. ALL GYPSUM BOARD CEILINGS TO BE PAINTED SPECIFIED ROOM COLOR, UNLESS OTHERWISE NOTED.
- J. ALL BULKHEADS TO EXTEND PAST ADJACENT CEILING HEIGHT 2' UNLESS OTHERWISE NOTED.
- K. AT RCP SECTIONS REFER TO REFLECTED CEILING PLAN FOR CEILING/SOFFIT ELEVATIONS.

SGA KEYNOTES	
KTKT	KEYNOTE TEXT
9.02G	GYP. BD. CONTROL JOINT, TYPICAL
9.20E	SOFFIT OF 5/8" GYPSUM BOARD ON 2 1/2" METAL STUD FRAMING
9.20F	1 1/2" CR. CHANNELS @ 48" O.C., 7/8" HAT CHANNEL @ 16" O.C., AND 5/8" GYP. BD.
9.24B	LUMINOUS SKYCEILING SYSTEM BY SKY FACTORY, DEDUCT ALT. 3
9.26A	GYP. BD. CONTROL JOINT IN SOFFIT
9.26B	GYP. BD. CONTROL JOINT IN SOFFIT AND WALL ABOVE
9.26C	GYP. BD. CONTROL JOINT IN SOFFIT, TYP.
12.24B	MOTORIZED WINDOW SHADES, WT-2A WITH FASCIA TYPICAL THROUGH ROOM
12.24C	WINDOW SHADES, WT-2 TYPICAL THROUGH ROOM
23.05	MECHANICAL EQUIPMENT - SEE MECH.
23.06	DIFFUSER - SEE MECH.
23.07	RETURN - SEE MECH.
26.01	LIGHT FIXTURE - SEE ELEC.



Revision	Description	Date
1	ISSUE SET	06/22/2022

CONSULTANTS

ARCHITECTURAL: BWB 380 St. Peter St Suite 600 St. Paul, MN 55102 Phone: 651-223-3701	STRUCTURAL: ERA Erickson Roof Associates 2520 University Ave W Suite 423-S St. Paul, MN 55402 Phone: 651-251-1970	MEP: DUNHAM Dunham Associates, Inc. 50 South Sixth St Suite 1100 Minneapolis, MN 55402 Phone: 612-465-7550	CIVIL: EVS 10025 Valley View Rd Suite 140 Eden Prairie, MN 55344 Phone: 952-846-0239	LANDSCAPE: CONFLUENCE 524 N Main Ave Suite 201 Sioux Falls, SD 57104 Phone: 605-339-1265
--	--	---	--	--

ARCHITECT OF RECORD

A/E/C
Stone Group Architects
600 E 7th Street
Sioux Falls, SD 57103
605-271-1144

STAMP

REGISTERED ARCHITECT
DANIEL J. ANDERSON
SOUTH DAKOTA
C-22-22

Office of
Construction
and Facilities
Management

VA U.S. Department
of Veterans Affairs

Drawing Title
**GROUND LEVEL REFLECTED
CEILING PLAN - AREA B**

Approved:

Phase

Project Title
**NEW FRONT LOBBY AND
PRIMARY CARE ADDITION**

Location
SIOUX FALLS, SOUTH DAKOTA

Issue Date
06/22/2022

Checked
BH

Drawn
JH / DN

Project Number
VA #438-480
SGA #201909

Building Number
5

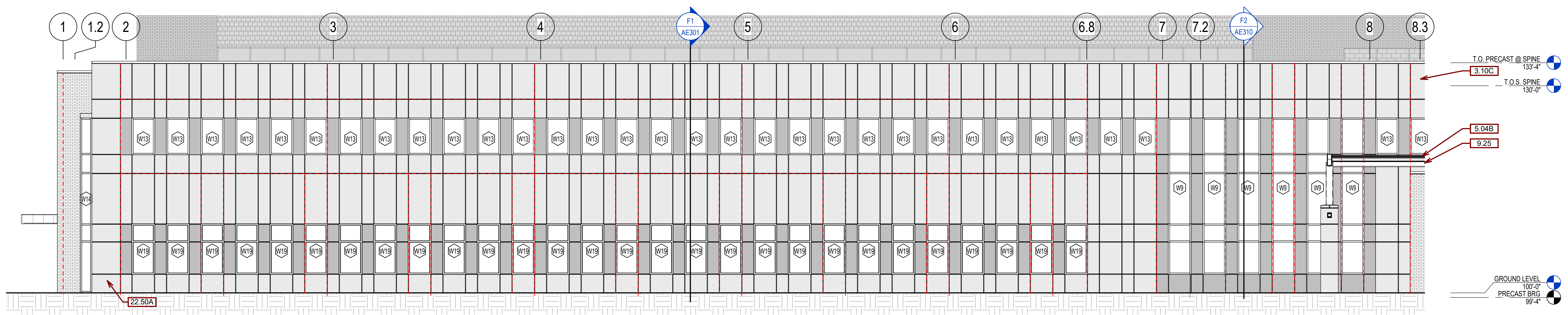
Drawing Number
AE111

GENERAL ELEVATION NOTES:

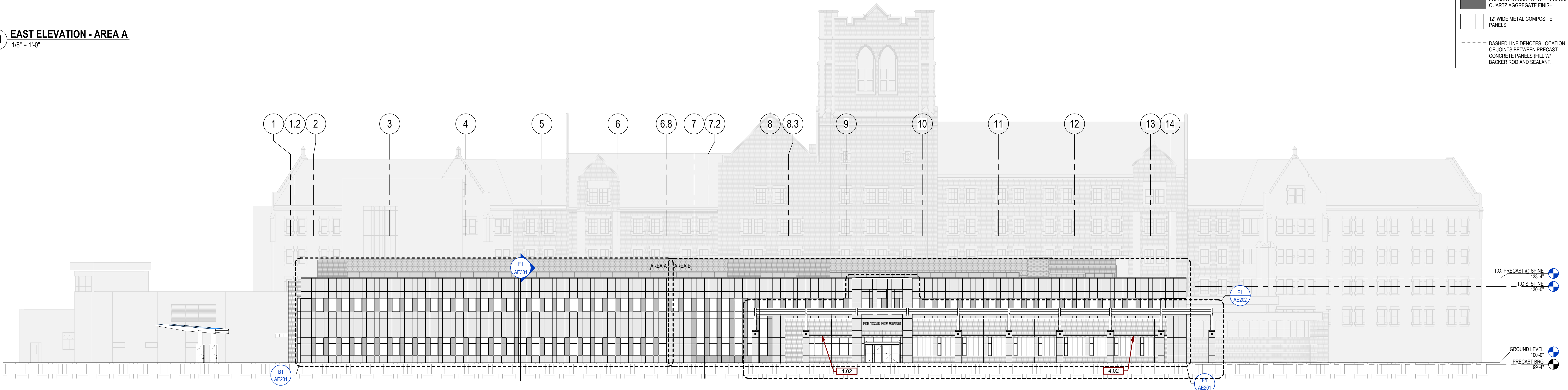
- A. ANY DISCREPANCIES OR CONFLICTS FOUND IN THE VARIOUS PARTS OF THE CONSTRUCTION DOCUMENTS SHALL BE BROUGHT TO THE ATTENTION OF THE ARCHITECT AND THE OWNER BEFORE PROCEEDING WITH THE WORK.
- B. FURNITURE IS PROVIDED AND INSTALLED BY OTHERS.
- C. WRITTEN DIMENSIONS TAKE PRECEDENCE OVER SCALED DIMENSIONS. DO NOT SCALE THE DRAWINGS.
- D. CONTRACTOR & SUBCONTRACTORS TO VERIFY ALL EXISTING CONDITIONS AT THE PROJECT SITE. ALL MATERIALS & EQUIPMENT SHALL BE INSTALLED PER MANUFACTURERS INSTRUCTIONS. DETAILS SHOWN ARE TYPICAL UNLESS OTHERWISE NOTED. SIMILAR DETAILS APPLY IN SIMILAR CONDITIONS.
- E. PROVIDE WOOD BACKING FOR ALL BATH ACCESSORIES, HANDRAILS, OR OTHER ITEMS ATTACHED TO BUILDING WALLS.
- F. GYPSUM USED IN RESTROOMS SHALL BE WATER RESISTANT GYPSUM BOARD. USE DURAROCK® ALL PORCELAIN & CERAMIC TILE LOCATIONS.
- G. PROVIDE ADA COMPLIANT SIGNAGE FOR ALL REQUIRED AREAS, ROOMS, & ACCESSIBLE PATHS. HEIGHT OF OPERATIONAL OR DISPENSING PORTION OF ACCESSORIES & FIXTURES NOT TO EXCEED 48" A.F.F.

SGA KEYNOTE TEXT	
KT/KT	KEYNOTE TEXT
3.10C	PRECAST CONCRETE W/ SANDBLAST "LIMESTONE" FINISH
4.02	THIN BRICK SOLDIER COURSE
5.04B	ROOF DECKING - SEE STRUCT.
9.25	ACOUSTICAL METAL PANEL CEILING (AMP-1)
22.50A	ROOF OVERFLOW DRAIN, SEE MECH

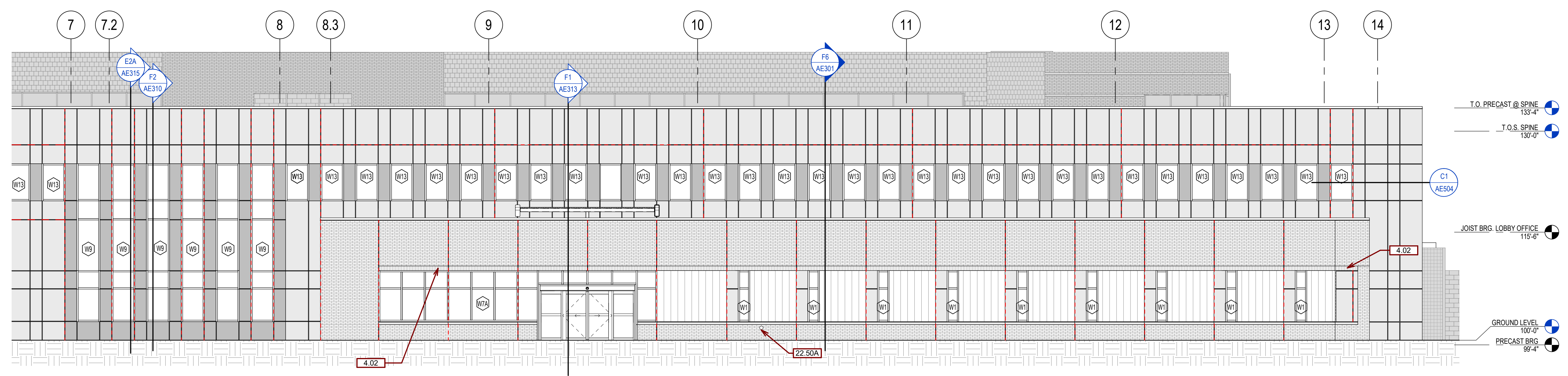
MATERIAL DESIGNATION LEGEND	
	PRECAST CONCRETE WITH THIN BRICK FINISH
	PRECAST CONCRETE WITH SANDBLAST (LIMESTONE) FINISH
	PRECAST CONCRETE WITH EXPOSED QUARTZ AGGREGATE FINISH
	12" WIDE METAL COMPOSITE PANELS
	DASHED LINE DENOTES LOCATION OF JOINTS BETWEEN PRECAST CONCRETE PANELS. FILL W/ BACKER ROD AND SEALANT.



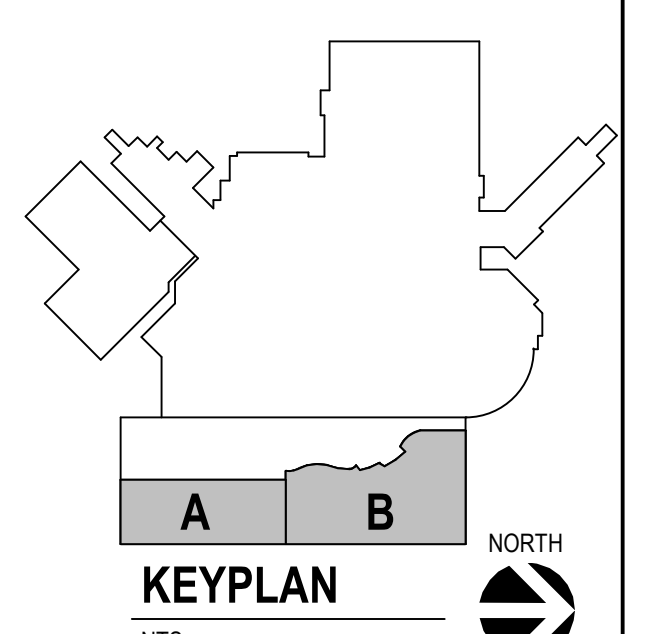
B1 EAST ELEVATION - AREA A
1/8" = 1'-0"



D1 EAST ELEVATION
1/16" = 1'-0"



F1 EAST ELEVATION - AREA B
1/8" = 1'-0"



Revision#	Description	Date
1	ISSUE SET	06/22/2022

CONSULTANTS

ARCHITECTURAL: BWB 390 St. Peter St Suite 600 St. Paul, MN 55102 Phone: 651-223-3701	STRUCTURAL: ERA 2250 University Ave W Suite 423-S St. Paul, MN 55402 Phone: 651-251-1970	MEP: DUNHAM 50 South Sixth St Suite 1100 Minneapolis, MN 55402 Phone: 612-665-7550	CIVIL: EVS 10025 Valley View Rd Suite 140 Eden Prairie, MN 55344 Phone: 952-646-0269	LANDSCAPE: CONFLUENCE 524 N Main Ave Suite 201 Sioux Falls, SD 57104 Phone: 605-339-1205
--	--	--	--	--

ARCHITECT OF RECORD

A/E:
Stone Group Architects
600 E 7th Street
Sioux Falls, SD 57103
605-271-1144

STAMP

Office of Construction and Facilities Management
VA U.S. Department of Veterans Affairs

Drawing Title
EXTERIOR ELEVATIONS

Approved: _____

Phase

Project Title
NEW FRONT LOBBY AND PRIMARY CARE ADDITION

Location
SIOUX FALLS, SOUTH DAKOTA

Issue Date
06/22/2022

Checked
BH

Drawn
JH / DN

Project Number
VA #438-480
SGA #201909

Building Number
5

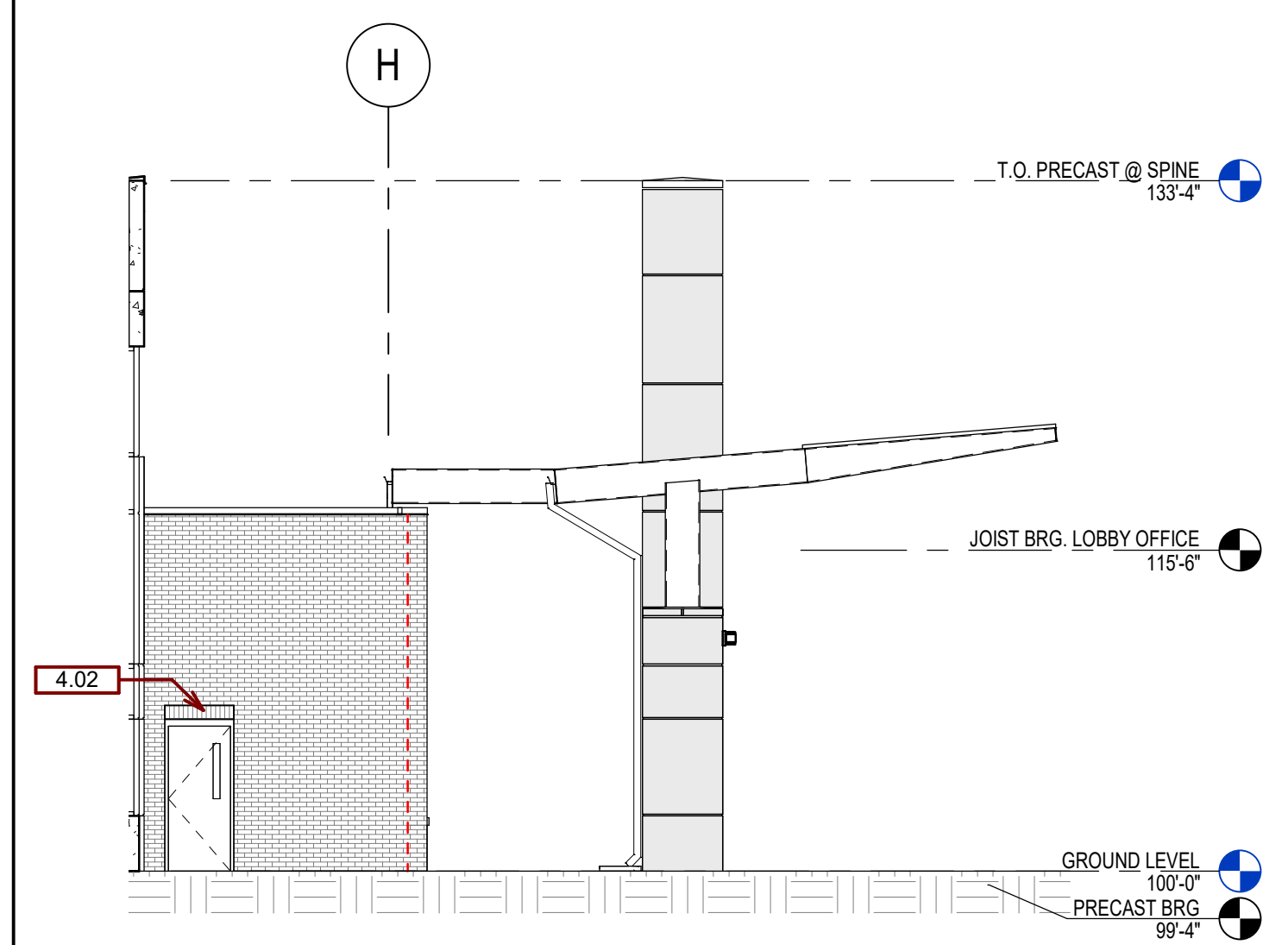
Drawing Number
AE201

GENERAL ELEVATION NOTES:

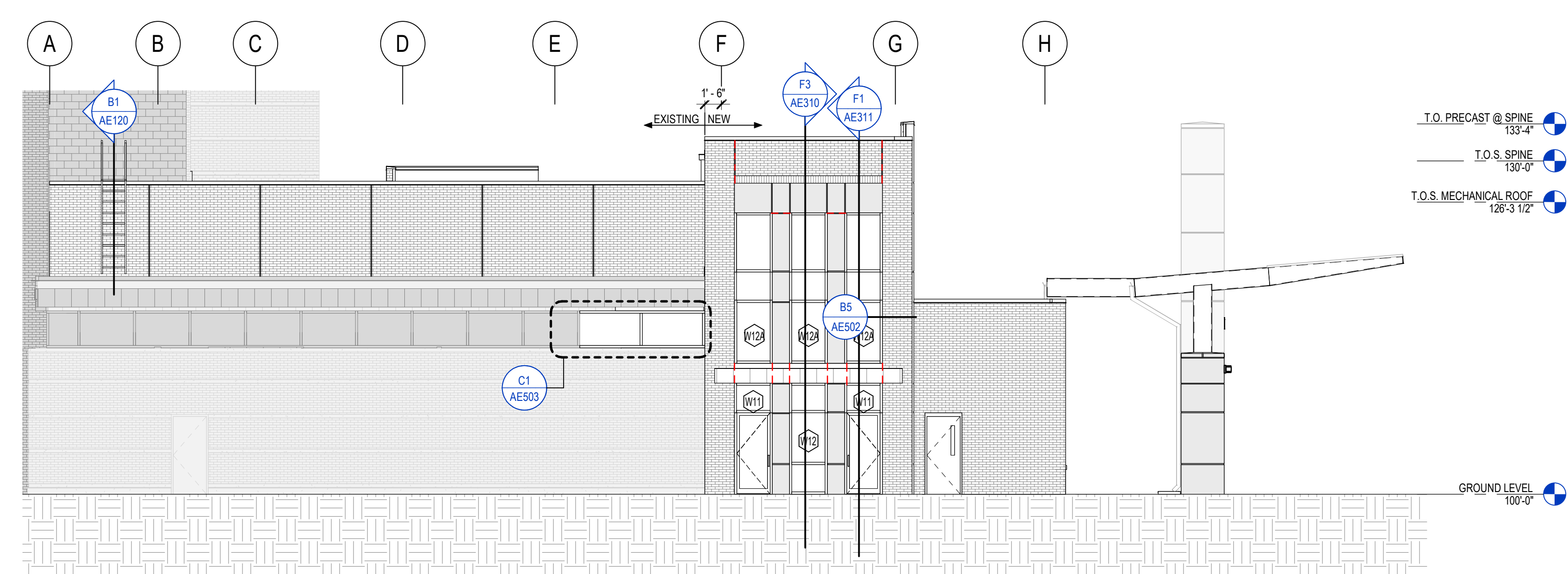
- A. ANY DISCREPANCIES OR CONFLICTS FOUND IN THE VARIOUS PARTS OF THE CONSTRUCTION DOCUMENTS SHALL BE BROUGHT TO THE ATTENTION OF THE ARCHITECT AND THE OWNER BEFORE PROCEEDING WITH THE WORK.
- B. FURNITURE IS PROVIDED AND INSTALLED BY OTHERS.
- C. WRITTEN DIMENSIONS TAKE PRECEDENCE OVER SCALED DIMENSIONS. DO NOT SCALE THE DRAWINGS.
- D. CONTRACTOR & SUBCONTRACTORS TO VERIFY ALL EXISTING CONDITIONS AT THE PROJECT SITE. ALL MATERIALS & EQUIPMENT SHALL BE INSTALLED PER MANUFACTURERS INSTRUCTIONS. DETAILS SHOWN ARE TYPICAL UNLESS OTHERWISE NOTED. SIMILAR DETAILS APPLY IN SIMILAR CONDITIONS.
- E. PROVIDE WOOD BACKING FOR ALL BATH ACCESSORIES, HANDRAILS, OR OTHER ITEMS ATTACHED TO BUILDING WALLS.
- F. GYPSUM USED IN RESTROOMS SHALL BE WATER RESISTANT GYPSUM BOARD. USE DURAROCK® AT ALL PORCELAIN & CERAMIC TILE LOCATIONS.
- G. PROVIDE ADA COMPLIANT SIGNAGE FOR ALL REQUIRED AREAS, ROOMS, & ACCESSIBLE PATHS. HEIGHT OF OPERATIONAL OR DISPENSING PORTION OF ACCESSORIES & FIXTURES NOT TO EXCEED 48" A.F.F.
- H.
- I.
- J.

SGA KEYNOTES	
KTKT	KEYNOTE TEXT
3.10E	12" X 1/2" LETTERING CAST INTO PRECAST CONCRETE AND PAINTED PT13 (FONT: MYRIAD PRO REGULAR).
4.02	THIN BRICK SOLDIER COURSE
22.50A	ROOF OVERFLOW DRAIN, SEE MECH

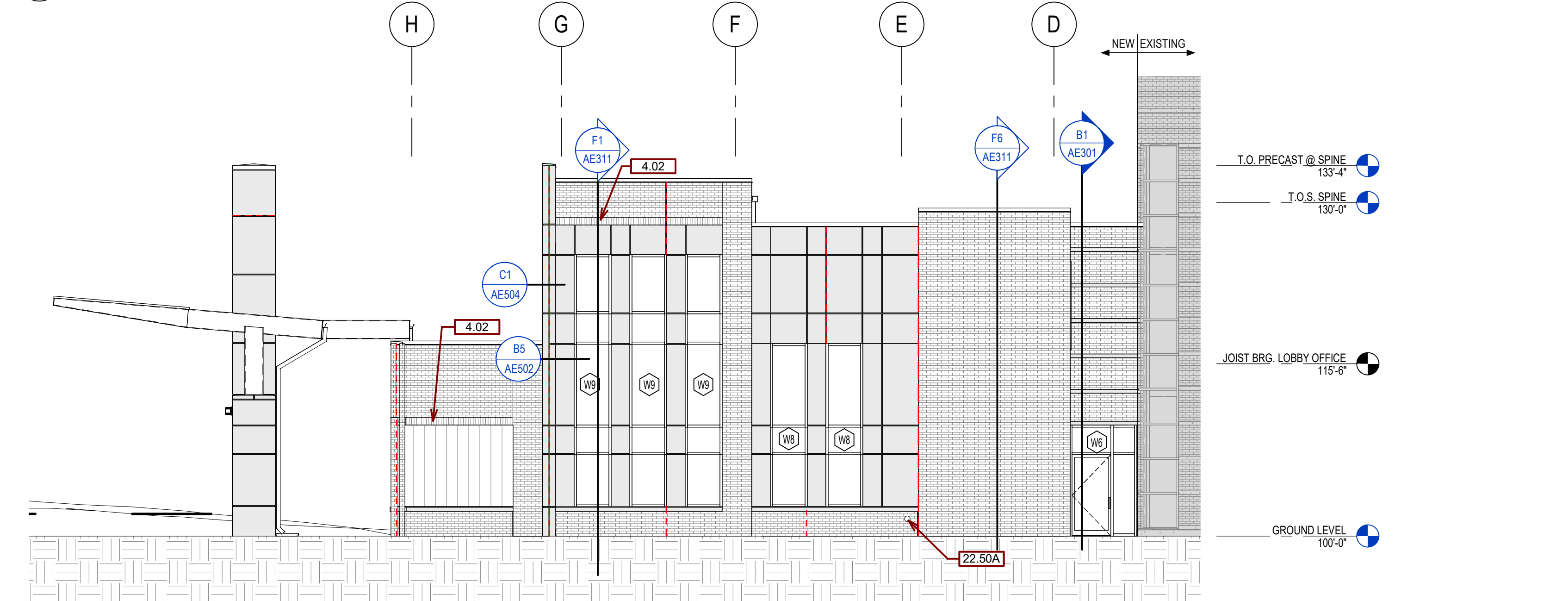
MATERIAL DESIGNATION LEGEND	
	PRECAST CONCRETE WITH THIN BRICK FINISH
	PRECAST CONCRETE WITH SANDBLAST (LIMESTONE) FINISH
	PRECAST CONCRETE WITH EXPOSED QUARTZ AGGREGATE FINISH
	12" WIDE METAL COMPOSITE PANELS
	DASHED LINE DENOTES LOCATION OF JOINTS BETWEEN PRECAST CONCRETE PANELS. FILL W/ BACKER ROD AND SEALANT.



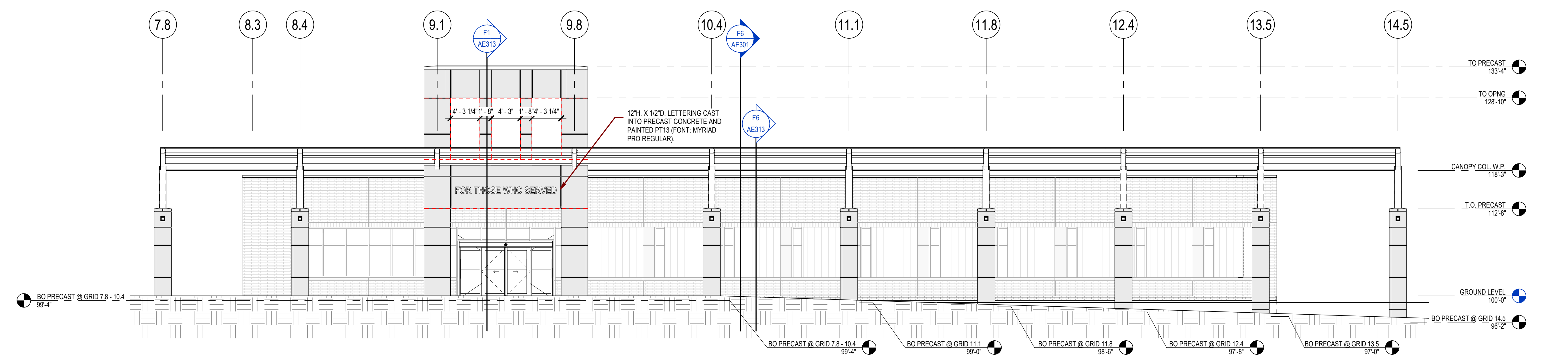
B1 MAIN VESTIBLE SOUTH ELEVATION
1/8" = 1'-0"



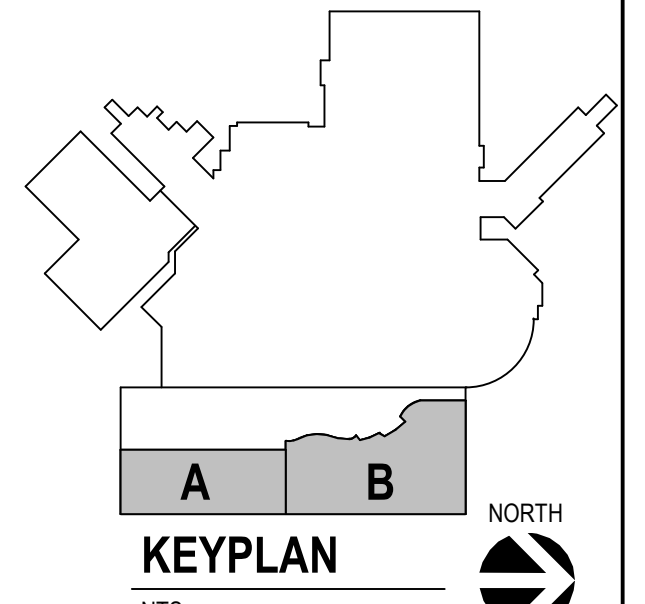
B3 SOUTH ELEVATION
1/8" = 1'-0"



D4 NORTH ELEVATION
1/8" = 1'-0"



F1 EAST ELEVATION - ENTRY CANOPY
1/8" = 1'-0"



Revision#	Description	Date
1	ISSUE SET	06/22/2022


CONSULTANTS

ARCHITECTURAL: BWB R 330 St. Peter St Suite 600 St. Paul, MN 55102 Phone: 651-223-3701	STRUCTURAL: ERA ERICKSEN ROAD ASSOCIATES 2250 University Ave W Suite 423-S St. Paul, MN 55402 Phone: 651-251-1970	MEP: DUNHAM DUNHAM ASSOCIATES, INC. 50 South Sixth St Suite 1100 Minneapolis, MN 55402 Phone: 612-465-7550	CIVIL: EVS EVS 10025 Valley View Rd Suite 140 Eden Prairie, MN 55344 Phone: 952-846-0239	LANDSCAPE: CONFLUENCE CONFLUENCE 524 N Main Ave Suite 201 Sioux Falls, SD 57104 Phone: 605-339-1205
---	---	--	--	---

ARCHITECT OF RECORD

A/E/C
Stone Group Architects
600 E 7th Street
Sioux Falls, SD 57103
605-271-1144

STONE GROUP ARCHITECTS



Office of Construction and Facilities Management

VA U.S. Department of Veterans Affairs

Drawing Title
EXTERIOR ELEVATIONS

Approved: _____

Phase

Project Title
NEW FRONT LOBBY AND PRIMARY CARE ADDITION

Location
SIOUX FALLS, SOUTH DAKOTA

Issue Date
06/22/2022

Checked
BH

Drawn
JH / DN

Project Number
VA #438-480
SGA #201909

Building Number
5

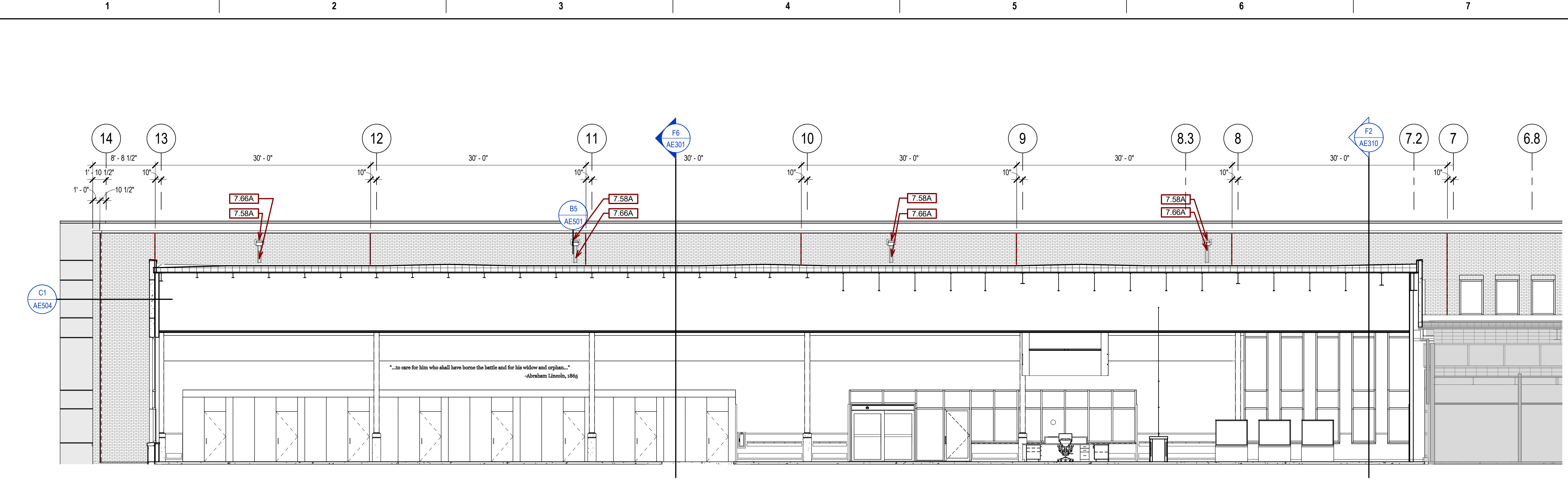
Drawing Number
AE202

GENERAL ELEVATION NOTES:

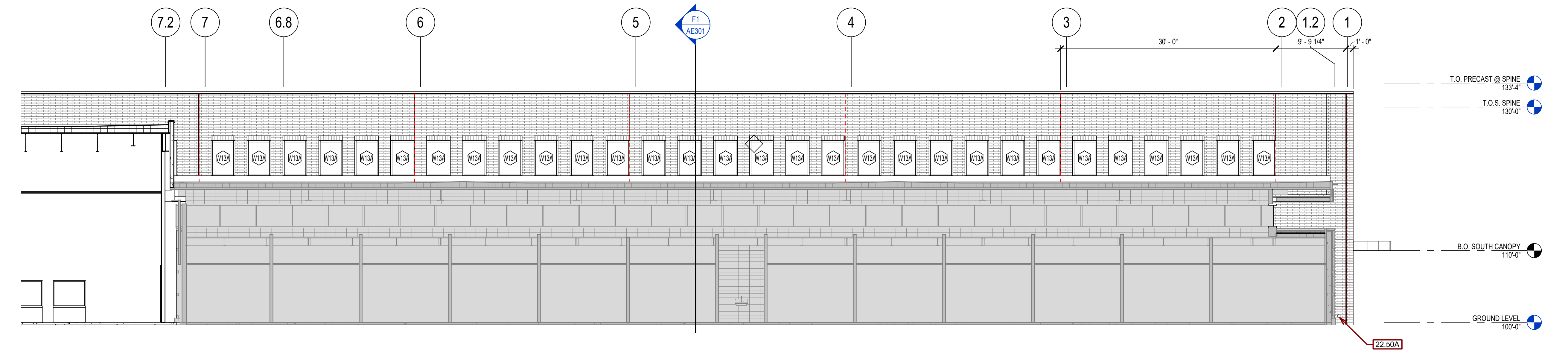
- A. ANY DISCREPANCIES OR CONFLICTS FOUND IN THE VARIOUS PARTS OF THE CONSTRUCTION DOCUMENTS SHALL BE BROUGHT TO THE ATTENTION OF THE ARCHITECT AND THE OWNER BEFORE PROCEEDING WITH THE WORK.
- B. FURNITURE IS PROVIDED AND INSTALLED BY OTHERS.
- C. WRITTEN DIMENSIONS TAKE PRECEDENCE OVER SCALED DIMENSIONS. DO NOT SCALE THE DRAWINGS.
- D. CONTRACTOR & SUBCONTRACTORS TO VERIFY ALL EXISTING CONDITIONS AT THE PROJECT SITE. ALL MATERIALS & EQUIPMENT SHALL BE INSTALLED PER MANUFACTURERS INSTRUCTIONS. DETAILS SHOWN ARE TYPICAL UNLESS OTHERWISE NOTED. SIMILAR DETAILS APPLY IN SIMILAR CONDITIONS.
- E. PROVIDE WOOD BACKING FOR ALL BATH ACCESSORIES, HANDRAILS, OR OTHER ITEMS ATTACHED TO BUILDING WALLS.
- F. GYPSUM USED IN RESTROOMS SHALL BE WATER RESISTANT GYPSUM BOARD. USE DURAROCK® AT ALL PORCELAIN & CERAMIC TILE LOCATIONS.
- G. PROVIDE ADA COMPLIANT SIGNAGE FOR ALL REQUIRED AREAS, ROOMS, & ACCESSIBLE PATHS.
- H. HEIGHT OF OPERATIONAL OR DISPENSING PORTION OF ACCESSORIES & FIXTURES NOT TO EXCEED 48" A.F.F.

SGA KEYNOTES	
KEYNOTE	KEYNOTE TEXT
7.58A	SCUPPER BOX (PREFINISHED)
7.66A	6"x4" OPEN FACE, PREFINISHED METAL DOWNSPOUT.
22.50A	ROOF OVERFLOW DRAIN, SEE MECH.
23.04	LOUVER - SEE MECH.

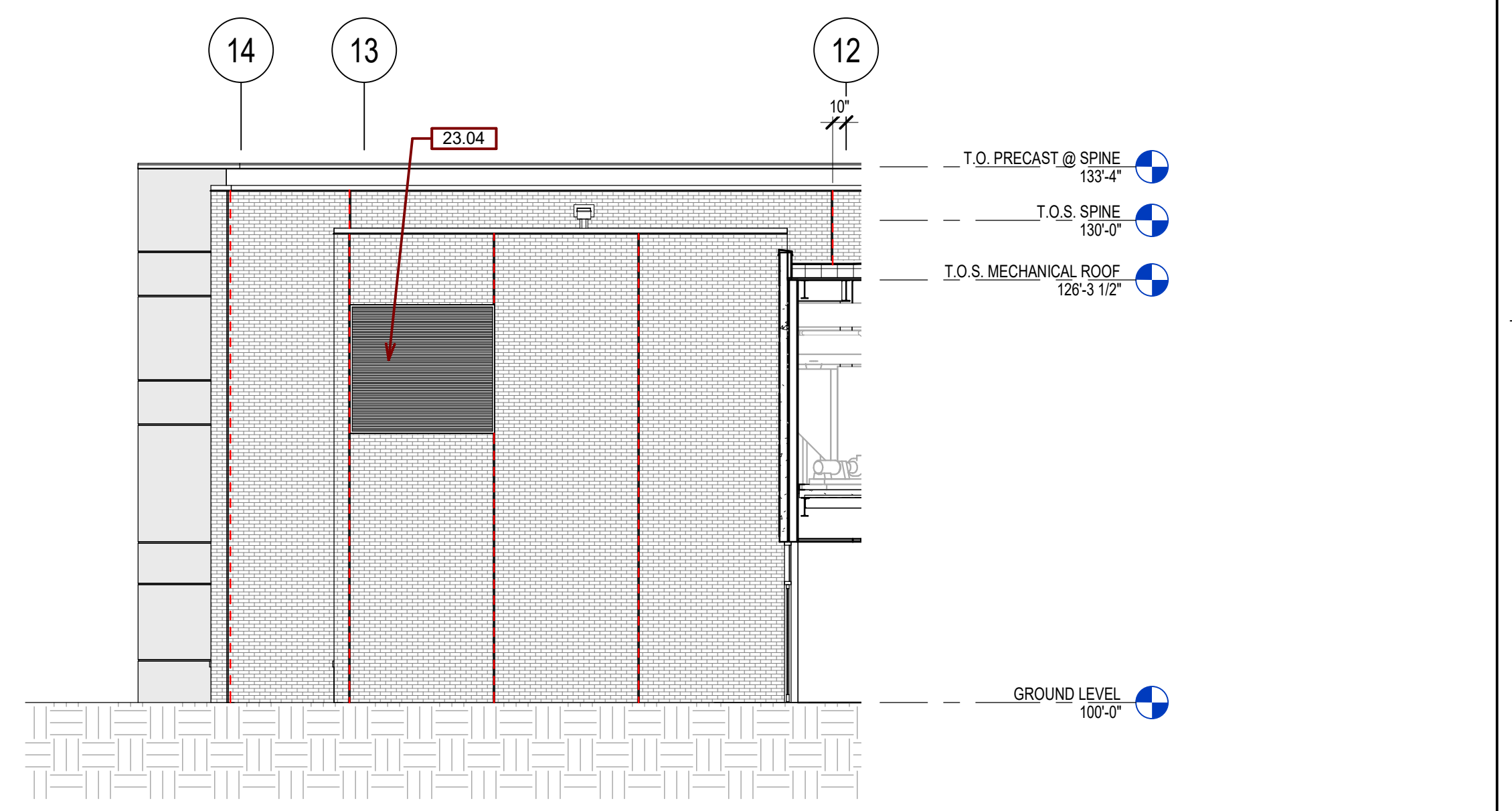
MATERIAL DESIGNATION LEGEND	
	PRECAST CONCRETE WITH THIN BRICK FINISH
	PRECAST CONCRETE WITH SANDBLAST (LIMESTONE) FINISH
	PRECAST CONCRETE WITH EXPOSED QUARTZ AGGREGATE FINISH
	12" WIDE METAL COMPOSITE PANELS
	DASHED LINE DENOTES LOCATION OF JOINTS BETWEEN PRECAST CONCRETE PANELS (FILL W/ BACKER ROD AND SEALANT)



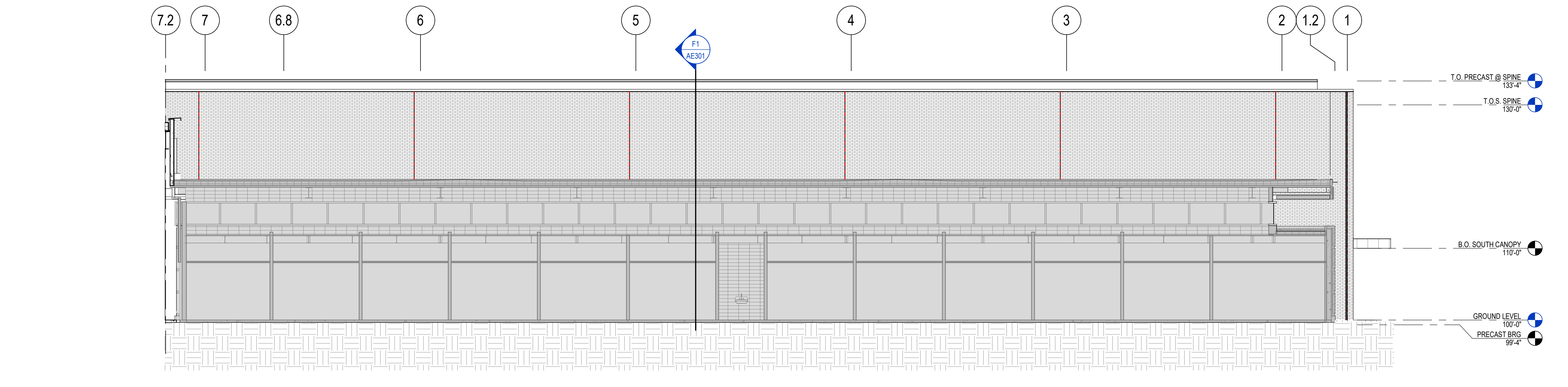
B1 WEST ELEVATION - AREA B
1/8" = 1'-0"



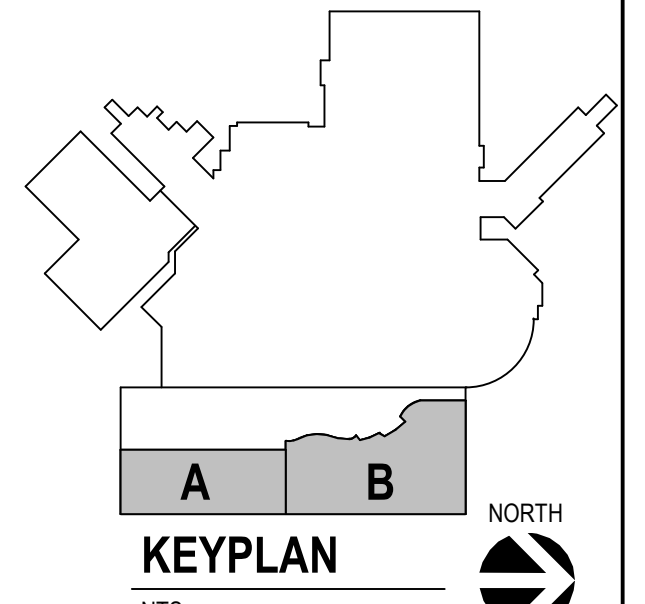
D1 WEST ELEVATION - AREA A
1/8" = 1'-0"



D8 LOBBY OFFICES WEST ELEVATION
1/8" = 1'-0"



F1 WEST ELEVATION - AREA A - ALTERNATE
1/8" = 1'-0"



Revision#	Description	Date
1	ISSUE SET	06/22/2022

CONSULTANTS

ARCHITECTURAL: BWB 390 St. Peter St Suite 600 St. Paul, MN 55102 Phone: 651-223-3701	STRUCTURAL: ERR Erickson Road Associates 2250 University Ave W Suite 423-S St. Paul, MN 55402 Phone: 651-251-1970	MEP: DUNHAM Dunham Associates, Inc. 50 South Sixth St Suite 1100 Minneapolis, MN 55402 Phone: 612-465-7550	CIVIL: EVS 10025 Valley View Rd Suite 140 Eden Prairie, MN 55344 Phone: 952-646-0269	LANDSCAPE: CONFLUENCE 524 N Main Ave Suite 201 Sioux Falls, SD 57104 Phone: 605-339-1205
--	--	---	--	--

ARCHITECT OF RECORD

A/E:
Stone Group Architects
600 E 7th Street
Sioux Falls, SD 57103
605-271-1144

STAMP

Office of
Construction
and Facilities
Management

VA U.S. Department
of Veterans Affairs

Drawing Title
EXTERIOR ELEVATIONS

Approved:

Phase

Project Title
**NEW FRONT LOBBY AND
PRIMARY CARE ADDITION**

Location
SIOUX FALLS, SOUTH DAKOTA

Issue Date
06/22/2022

Checked
BH

Drawn
JH / DN

Project Number
VA #438-480
SGA #201909

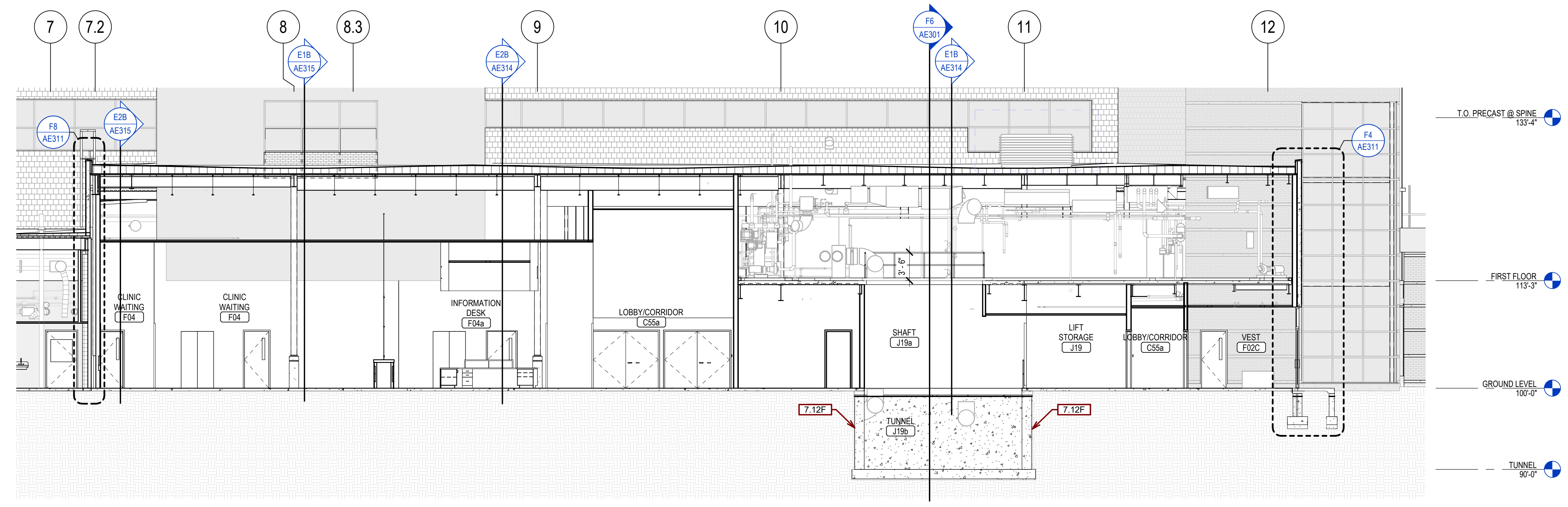
Building Number
5

Drawing Number
AE203

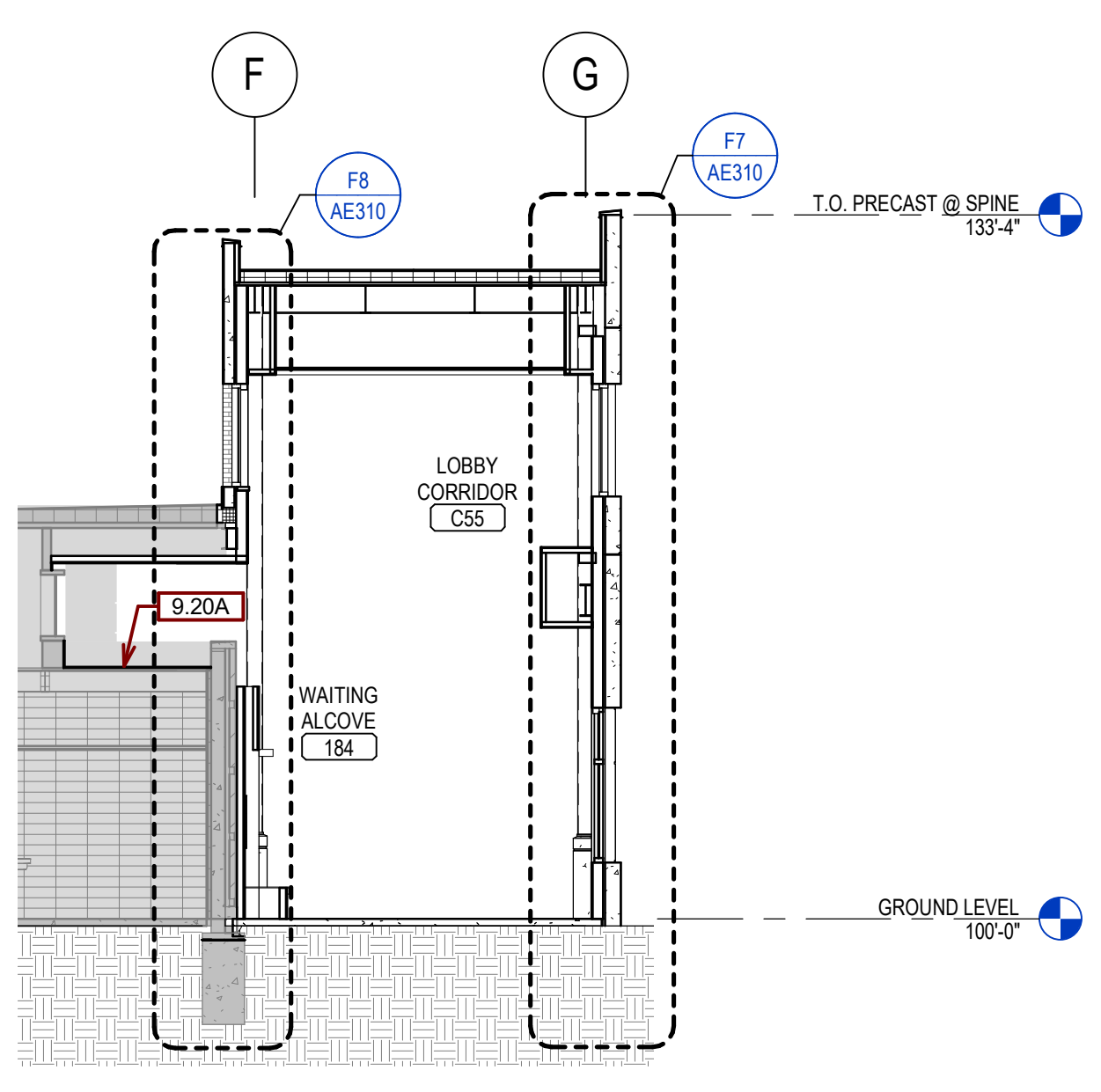
GENERAL SECTION NOTES:

- ANY DISCREPANCIES OR CONFLICTS FOUND IN THE VARIOUS PARTS OF THE CONSTRUCTION DOCUMENTS SHALL BE BROUGHT TO THE ATTENTION OF THE ARCHITECT AND THE OWNER BEFORE PROCEEDING WITH THE WORK.
- WRITTEN DIMENSIONS TAKE PRECEDENCE OVER SCALED DIMENSIONS. DO NOT SCALE THE DRAWINGS.
- CONTRACTOR & SUBCONTRACTORS TO VERIFY ALL EXISTING CONDITIONS AT THE PROJECT SITE. ALL MATERIALS & EQUIPMENT SHALL BE INSTALLED PER MANUFACTURERS INSTRUCTIONS. DETAILS SHOWN ARE TYPICAL UNLESS OTHERWISE NOTED. SIMILAR DETAILS APPLY IN SIMILAR CONDITIONS.

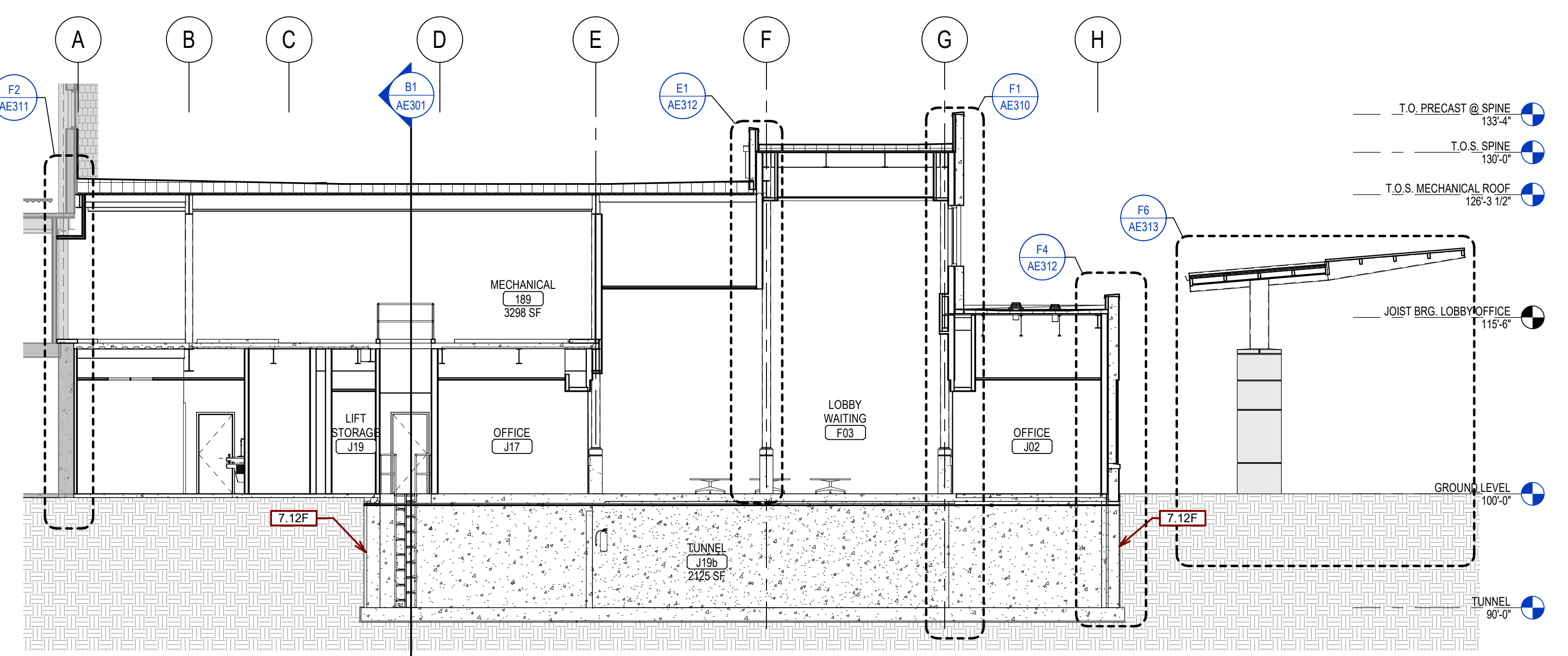
SGA KEYNOTES	
KT/KT	KEYNOTE TEXT
7.12F	BITUMINOUS SHEET WATERPROOFING AND PROTECTION BOARD ON TUNNELS
8.20A	5/8" GYPSUM BOARD



B1 BUILDING SECTION - N/S LOBBY
1/8" = 1'-0"



F1 BUILDING SECTION - W/E PACT
1/8" = 1'-0"



F6 BUILDING SECTION - W/E LOBBY
1/8" = 1'-0"

Revision#	Description	Date
1	ISSUE SET	06/22/2022

CONSULTANTS

ARCHITECTURAL: BWB R 380 St. Peter St Suite 600 St. Paul, MN 55102 Phone: 651-223-3701	STRUCTURAL: ERA 2250 University Ave W Suite 423-S St. Paul, MN 55402 Phone: 651-251-1720	MEP: DUNHAM 50 South Sixth St Suite 1100 Minneapolis, MN 55402 Phone: 612-465-7550	CIVIL: EVS 10025 Valley View Rd Suite 140 Eden Prairie, MN 55344 Phone: 952-846-0239	LANDSCAPE: CONFLUENCE 224 N Main Ave Suite 201 Sioux Falls, SD 57104 Phone: 605-339-1205
--	--	--	--	--

ARCHITECT OF RECORD

A/E/C
Stone Group Architects
600 E 7th Street
Sioux Falls, SD 57103
605-271-1144

STAMP

Office of
Construction
and Facilities
Management

VA U.S. Department
of Veterans Affairs

Drawing Title
BUILDING SECTIONS

Approved:

Phase

Project Title
**NEW FRONT LOBBY AND
PRIMARY CARE ADDITION**

Location
SIoux FALLS, SOUTH DAKOTA

Issue Date
06/22/2022

Checked
BH

Drawn
JH / DN

Project Number
VA #438-480
SGA #201909

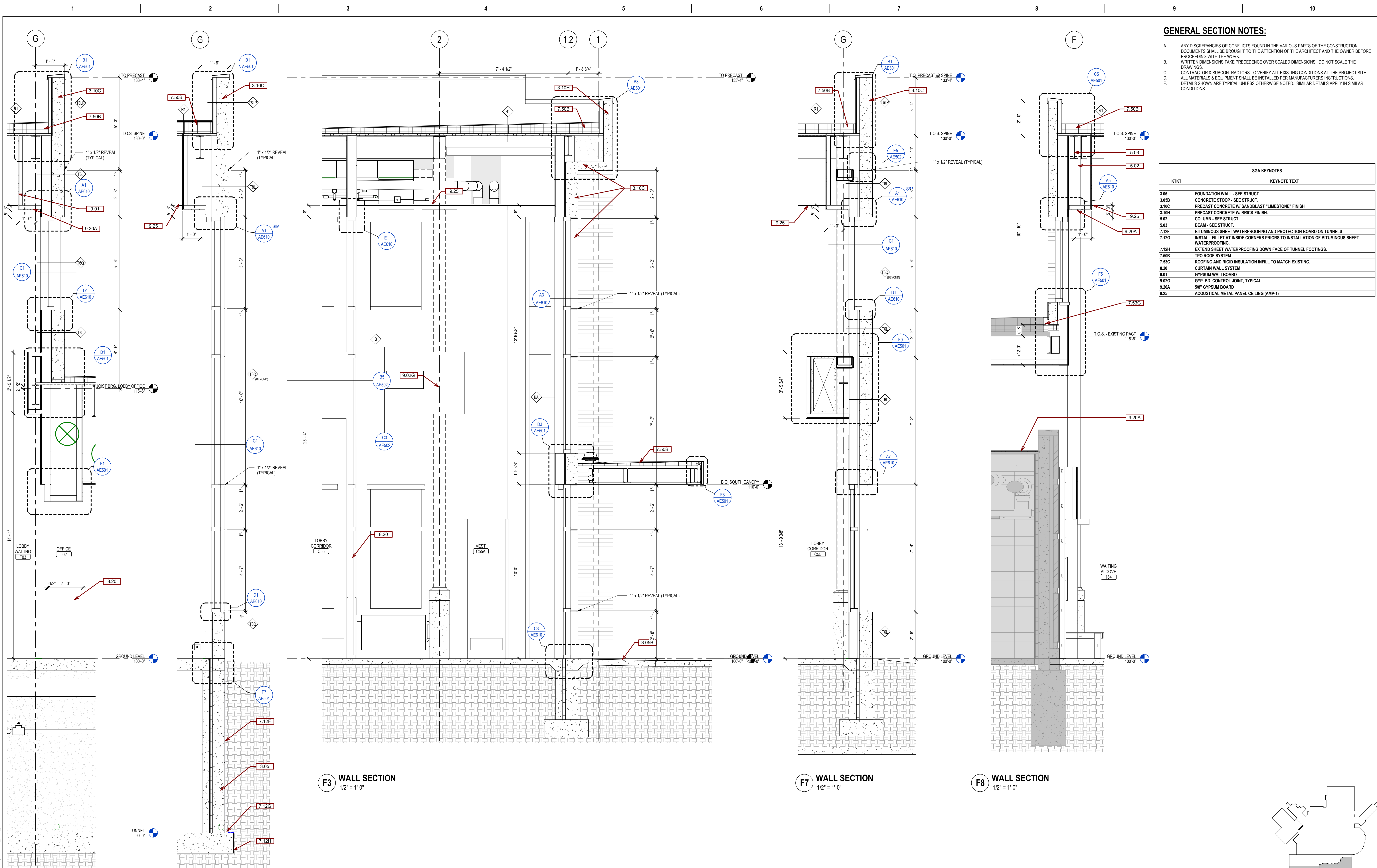
Building Number
5

Drawing Number
AE301

GENERAL SECTION NOTES:

- A. ANY DISCREPANCIES OR CONFLICTS FOUND IN THE VARIOUS PARTS OF THE CONSTRUCTION DOCUMENTS SHALL BE BROUGHT TO THE ATTENTION OF THE ARCHITECT AND THE OWNER BEFORE PROCEEDING WITH THE WORK.
- B. WRITTEN DIMENSIONS TAKE PRECEDENCE OVER SCALED DIMENSIONS. DO NOT SCALE THE DRAWINGS.
- C. CONTRACTOR & SUBCONTRACTORS TO VERIFY ALL EXISTING CONDITIONS AT THE PROJECT SITE. ALL MATERIALS & EQUIPMENT SHALL BE INSTALLED PER MANUFACTURERS INSTRUCTIONS.
- D. DETAILS SHOWN ARE TYPICAL UNLESS OTHERWISE NOTED. SIMILAR DETAILS APPLY IN SIMILAR CONDITIONS.

SGA KEYNOTES	
KT/KT	KEYNOTE TEXT
3.05	FOUNDATION WALL - SEE STRUCT.
3.05B	CONCRETE STOOP - SEE STRUCT.
3.10C	PRECAST CONCRETE W/ SANDBLAST "LIMESTONE" FINISH
3.10H	PRECAST CONCRETE W/ BRICK FINISH.
5.02	COLUMN - SEE STRUCT.
5.03	BEAM - SEE STRUCT.
7.12F	BITUMINOUS SHEET WATERPROOFING AND PROTECTION BOARD ON TUNNELS
7.12G	INSTALL FILLET AT INSIDE CORNERS PRIORS TO INSTALLATION OF BITUMINOUS SHEET WATERPROOFING.
7.12H	EXTEND SHEET WATERPROOFING DOWN FACE OF TUNNEL FOOTINGS.
7.50B	TPO ROOF SYSTEM
7.53G	ROOFING AND RIGID INSULATION INFILL TO MATCH EXISTING.
8.20	CURTAIN WALL SYSTEM
9.01	GYPSUM WALLBOARD
9.02B	GYP. BD. CONTROL JOINT, TYPICAL
9.20A	5/8" GYPSUM BOARD
9.25	ACOUSTICAL METAL PANEL CEILING (AMP-1)



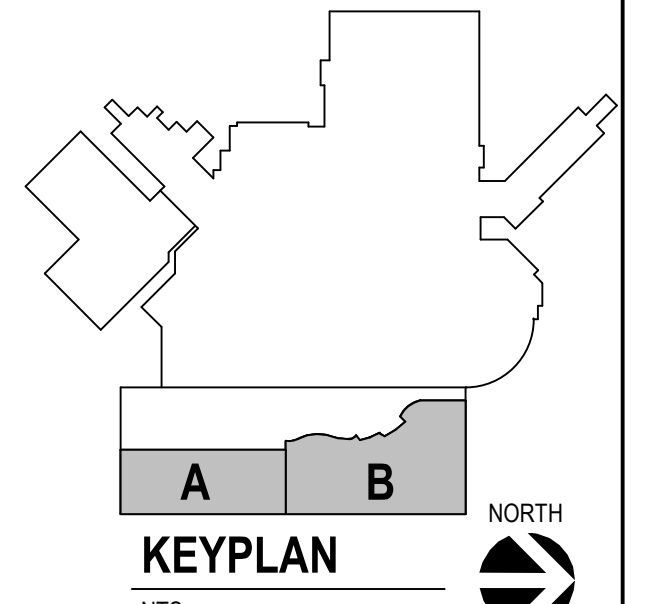
F3 WALL SECTION
1/2" = 1'-0"

F7 WALL SECTION
1/2" = 1'-0"

F8 WALL SECTION
1/2" = 1'-0"

F1 WALL SECTION
1/2" = 1'-0"

F2 WALL SECTION
1/2" = 1'-0"



Revision	Description	Date
1	ISSUE SET	06/22/2022

CONSULTANTS

ARCHITECTURAL: BWB 380 St. Peter St Suite 600 St. Paul, MN 55102 Phone: 651-223-3701	STRUCTURAL: ERA 2250 University Ave W Suite 423-S St. Paul, MN 55402 Phone: 651-251-7570	MEP: DUNHAM 26 South Sixth St Suite 1100 Minneapolis, MN 55402 Phone: 612-465-7550	CIVIL: EVS 10025 Valley View Rd Suite 140 Eden Prairie, MN 55344 Phone: 952-646-0239	LANDSCAPE: CONFLUENCE 524 N Main Ave Suite 201 Sioux Falls, SD 57104 Phone: 605-339-1205
--	--	--	--	--

ARCHITECT OF RECORD

A/E/C
Stone Group Architects
600 E 7th Street
Sioux Falls, SD 57103
605-271-1144

STAMP

Office of
Construction
and Facilities
Management

VA U.S. Department
of Veterans Affairs

Drawing Title
WALL SECTIONS

Approved:

Phase

Project Title
**NEW FRONT LOBBY AND
PRIMARY CARE ADDITION**

Location
SIOUX FALLS, SOUTH DAKOTA

Issue Date
06/22/2022

Checked
BH

Drawn
JH / DN

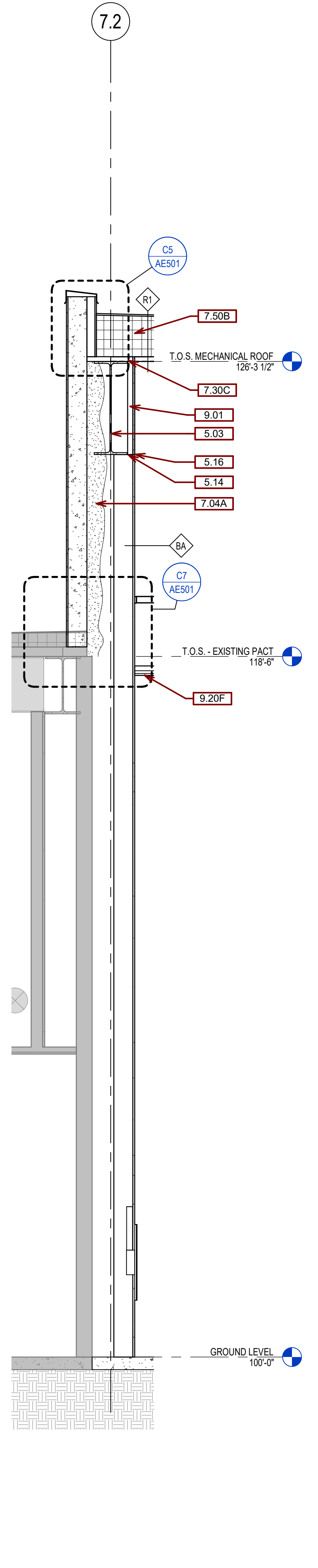
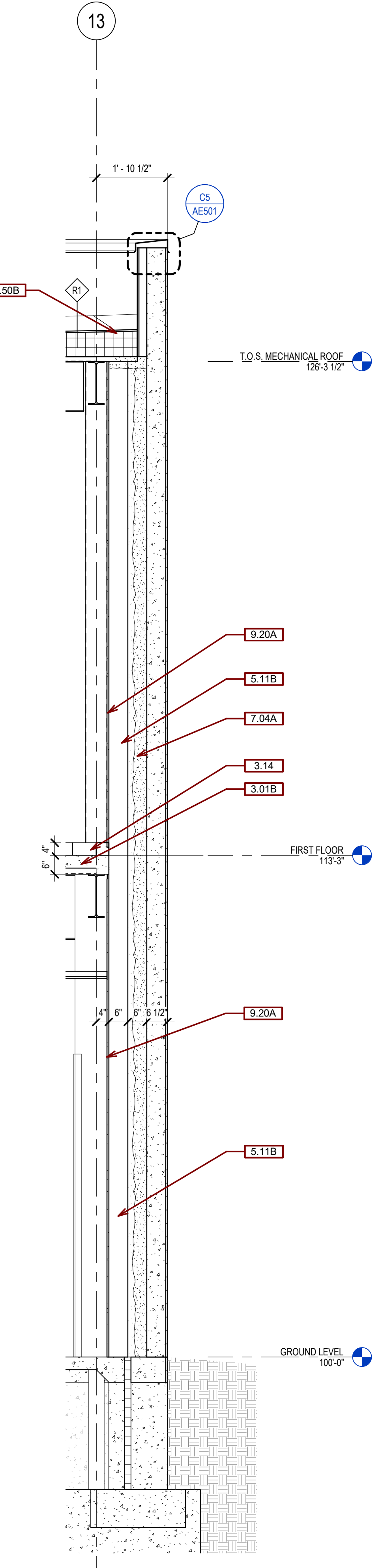
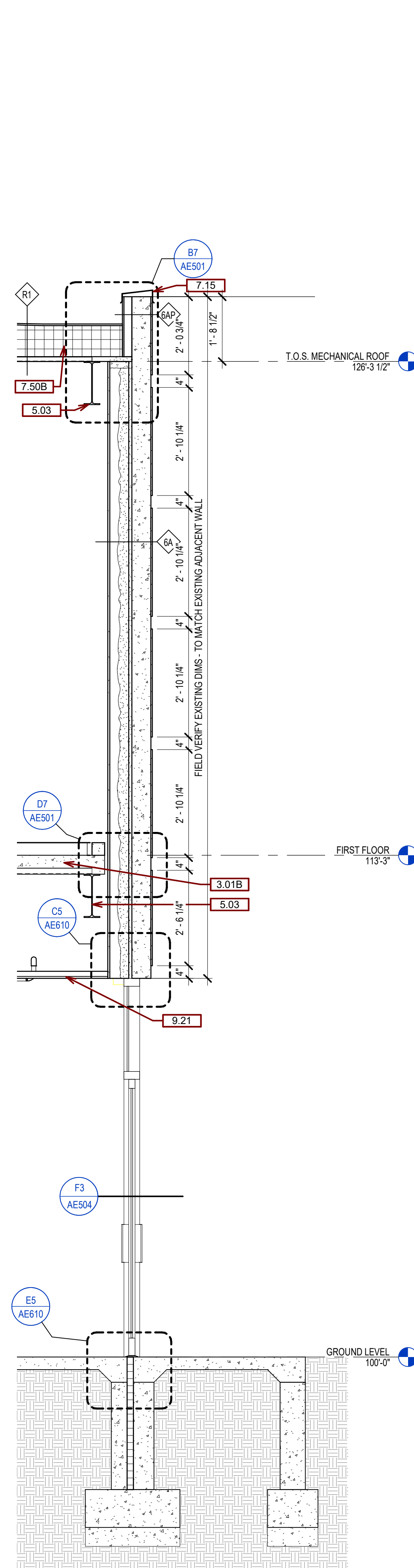
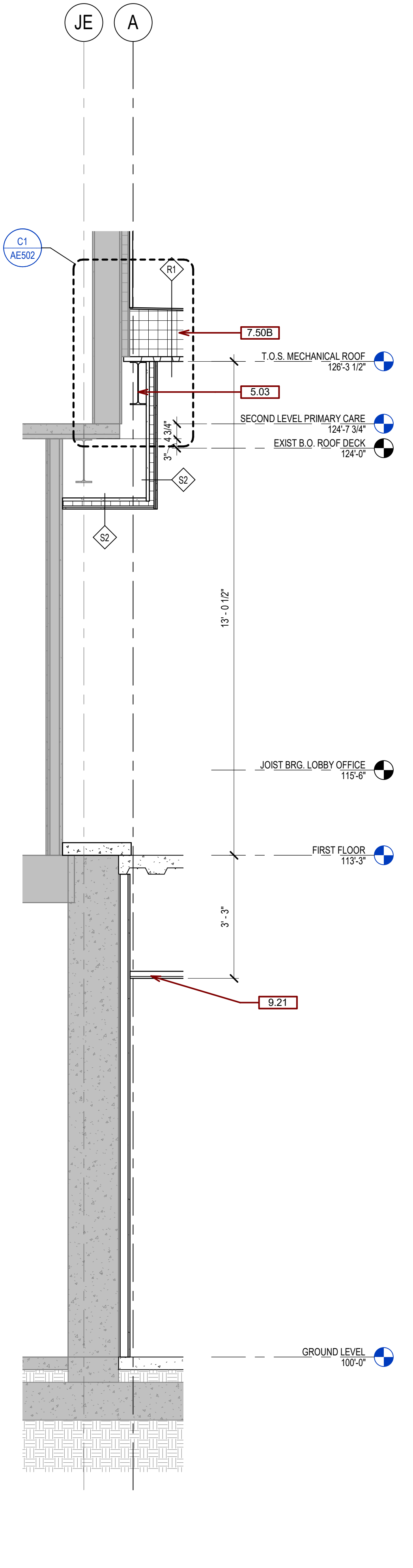
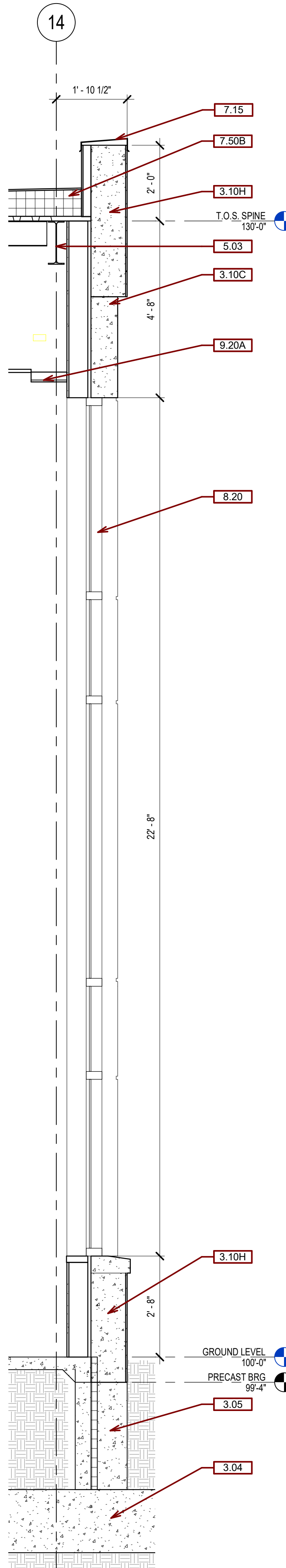
Project Number
VA #438-480
SGA #201909

Building Number
5

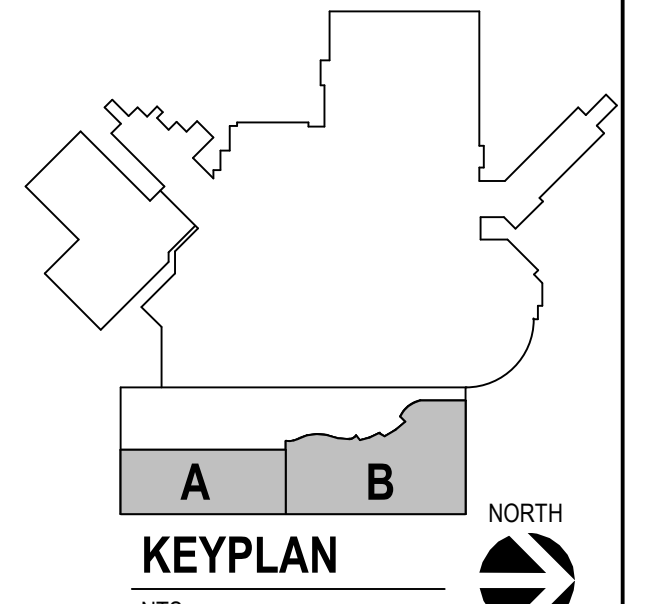
Drawing Number
AE310

GENERAL SECTION NOTES:

- A. ANY DISCREPANCIES OR CONFLICTS FOUND IN THE VARIOUS PARTS OF THE CONSTRUCTION DOCUMENTS SHALL BE BROUGHT TO THE ATTENTION OF THE ARCHITECT AND THE OWNER BEFORE PROCEEDING WITH THE WORK.
- B. WRITTEN DIMENSIONS TAKE PRECEDENCE OVER SCALED DIMENSIONS. DO NOT SCALE THE DRAWINGS.
- C. CONTRACTOR & SUBCONTRACTORS TO VERIFY ALL EXISTING CONDITIONS AT THE PROJECT SITE.
- D. ALL MATERIALS & EQUIPMENT SHALL BE INSTALLED PER MANUFACTURERS INSTRUCTIONS.
- E. DETAILS SHOWN ARE TYPICAL UNLESS OTHERWISE NOTED. SIMILAR DETAILS APPLY IN SIMILAR CONDITIONS.



SGA KEYNOTES	
KTKT	KEYNOTE TEXT
3.01B	6" CONCRETE SLAB.
3.04	FOOTING - SEE STRUCT.
3.05	FOUNDATION WALL - SEE STRUCT.
3.10C	PRECAST CONCRETE W/ SANDBLAST "LIMESTONE" FINISH
3.10H	PRECAST CONCRETE W/ BRICK FINISH.
3.14	4"X4" CONCRETE CURB, UNLESS DIMENSIONED OTHERWISE, POURED INTEGRAL WITH FLOOR SLAB AND FLUSH WITH EDGE OF FLOOR SLAB.
5.03	BEAM - SEE STRUCT.
5.11B	6" METAL STUDS
5.14	DEFLECTION TRACK
5.16	DEFLECTION JOINT WITH COMPRESSIBLE INTUMESCENT GASKET (CEMCO HOTROD TYPE-X)
7.04A	4" SPRAY FOAM INSULATION
7.15	PREFINISHED METAL WALL CAP
7.30C	FIRE RATED SEALANT
7.50B	TPO ROOF SYSTEM
8.20	CURTAIN WALL SYSTEM
9.01	GYPSUM WALLBOARD
9.20A	5/8" GYPSUM BOARD
9.20F	1 1/2" C.R. CHANNELS @ 48" O.C., 7/8" HAT CHANNEL @ 16" O.C. AND 5/8" GYP. BD.
9.21	ACOUSTICAL CEILING TILE



F1 WALL SECTION
1/2" = 1'-0"

F2 WALL SECTION
1/2" = 1'-0"

F4 WALL SECTION
1/2" = 1'-0"

F6 WALL SECTION
1/2" = 1'-0"

F8 WALL SECTION
1/2" = 1'-0"

Revision#	Description	Date
1	ISSUE SET	06/22/2022

CONSULTANTS

ARCHITECTURAL: BWB 380 St. Peter St Suite 600 St. Paul, MN 55102 Phone: 651-223-3701	STRUCTURAL: ERA 2250 University Ave W Suite 423-S St. Paul, MN 55402 Phone: 651-251-7970	MEP: DUNHAM 50 South Sixth St Suite 1100 Minneapolis, MN 55402 Phone: 612-465-7550	CIVIL: EVS 10025 Valley View Rd Suite 140 Eden Prairie, MN 55344 Phone: 952-646-0239	LANDSCAPE: CONFLUENCE 224 N Main Ave Suite 201 Sioux Falls, SD 57104 Phone: 605-339-1205
--	--	--	--	--

ARCHITECT OF RECORD

A/E
Stone Group Architects
600 E 7th Street
Sioux Falls, SD 57103
605-271-1144

STAMP

Office of
Construction
and Facilities
Management

VA U.S. Department
of Veterans Affairs

Drawing Title
WALL SECTIONS

Approved:

Phase

Project Title
**NEW FRONT LOBBY AND
PRIMARY CARE ADDITION**

Location
SIOUX FALLS, SOUTH DAKOTA

Issue Date
06/22/2022

Checked
BH

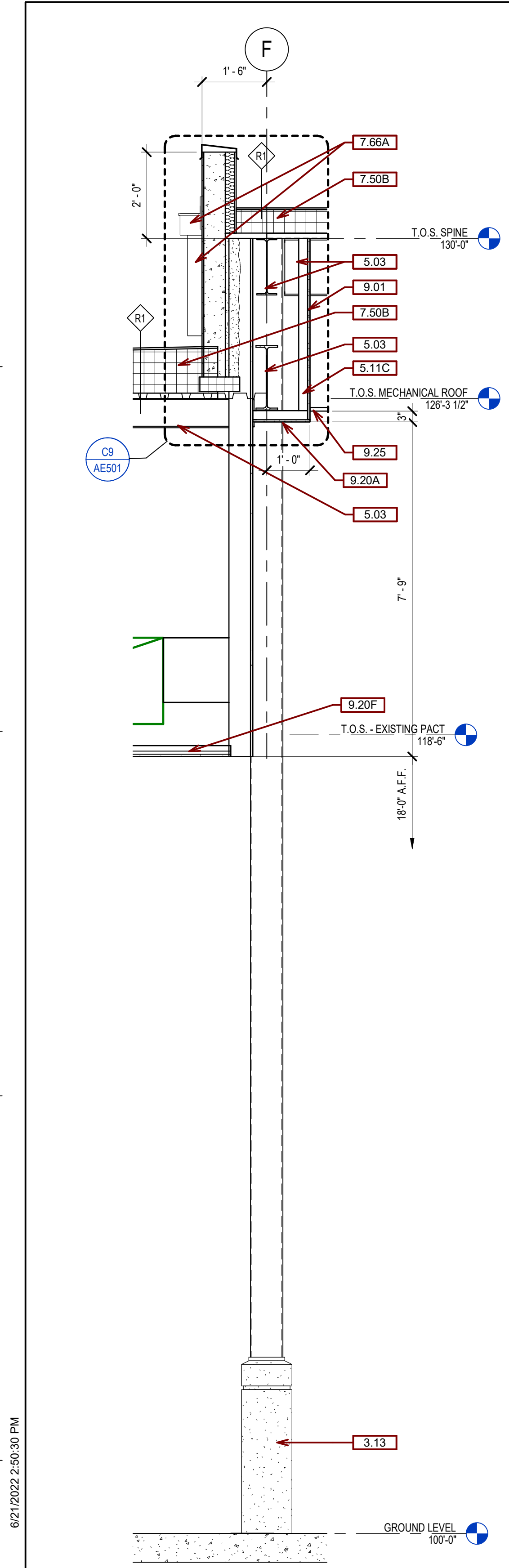
Drawn
JH / DN

Project Number
VA #438-480
SGA #201909

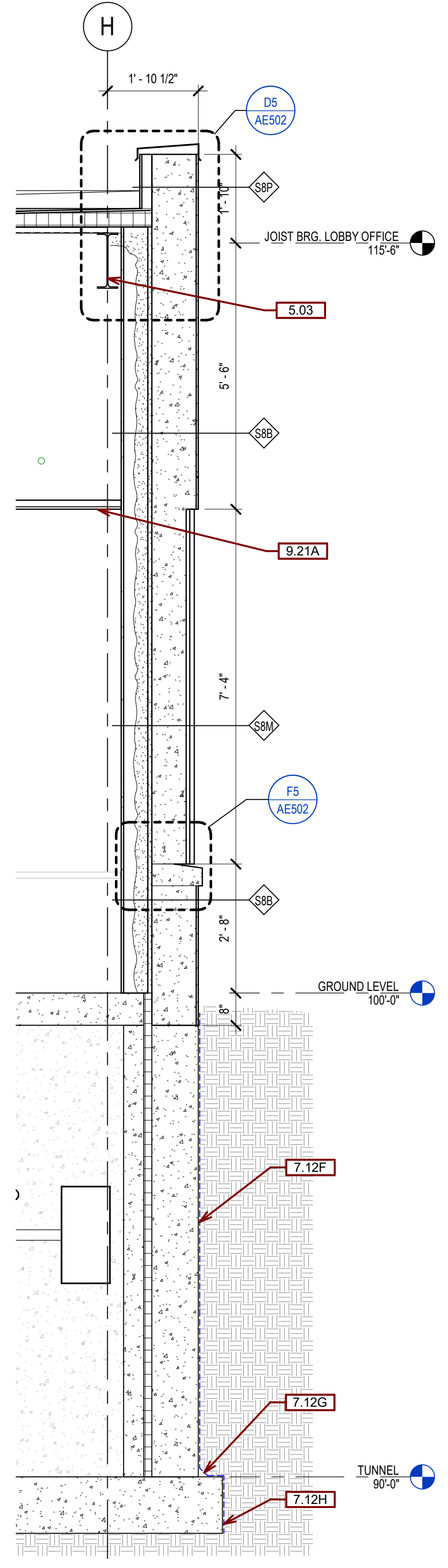
Building Number
5

Drawing Number
AE311

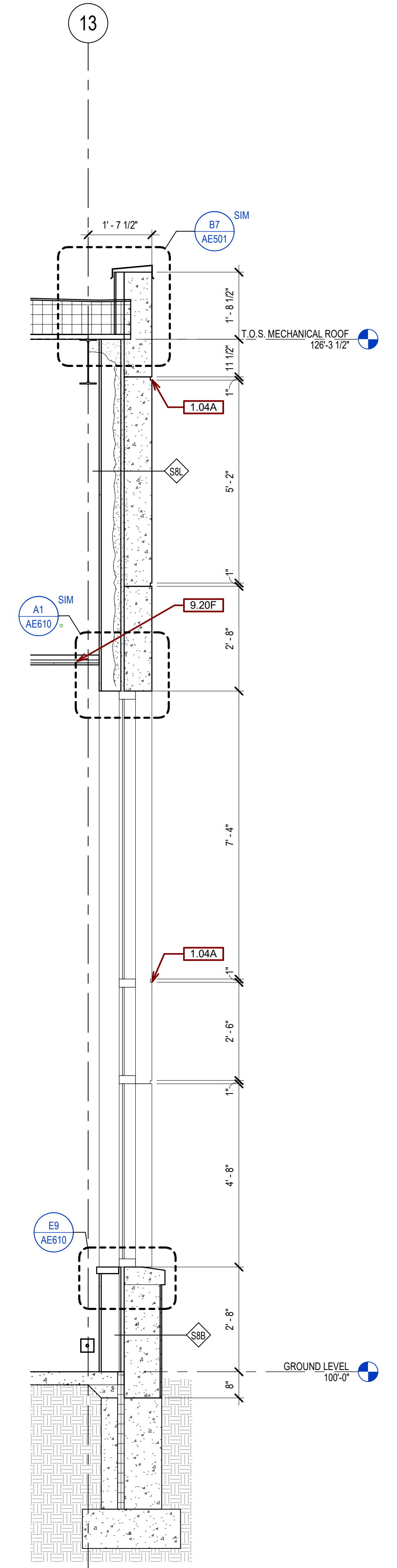
three inches = one foot
 one and one half inches = one foot
 one inch = one foot
 three quarters inch = one foot
 one half inch = one foot
 three eighths inch = one foot
 one quarter inch = one foot
 one eighth inch = one foot



E1 WALL SECTION
1/2" = 1'-0"



F4 WALL SECTION
1/2" = 1'-0"

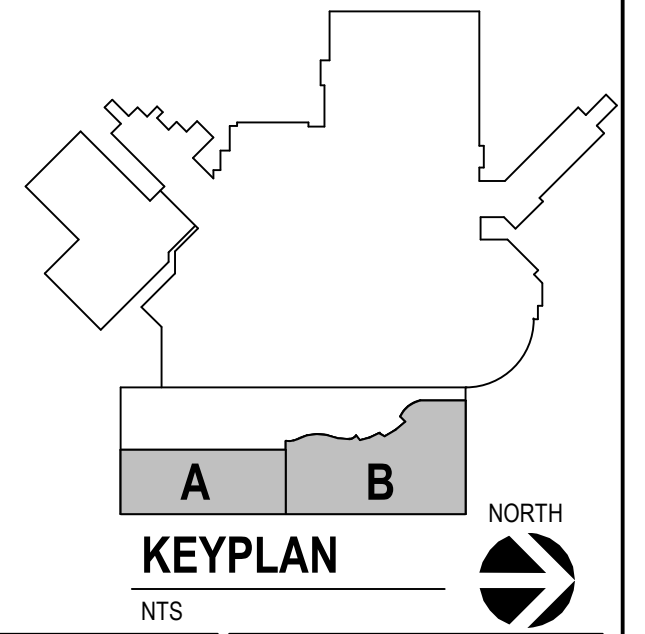


F7 WALL SECTION
1/2" = 1'-0"

GENERAL SECTION NOTES:

- ANY DISCREPANCIES OR CONFLICTS FOUND IN THE VARIOUS PARTS OF THE CONSTRUCTION DOCUMENTS SHALL BE BROUGHT TO THE ATTENTION OF THE ARCHITECT AND THE OWNER BEFORE PROCEEDING WITH THE WORK.
- WRITTEN DIMENSIONS TAKE PRECEDENCE OVER SCALED DIMENSIONS. DO NOT SCALE THE DRAWINGS.
- CONTRACTOR & SUBCONTRACTORS TO VERIFY ALL EXISTING CONDITIONS AT THE PROJECT SITE. ALL MATERIALS & EQUIPMENT SHALL BE INSTALLED PER MANUFACTURERS INSTRUCTIONS. DETAILS SHOWN ARE TYPICAL UNLESS OTHERWISE NOTED. SIMILAR DETAILS APPLY IN SIMILAR CONDITIONS.

SGA KEYNOTES	
KEYNOTE	KEYNOTE TEXT
1.84A	1" x 1/2" REVEAL (TYPICAL)
3.13	PRECAST COLUMN BASE. SEE CA/AE401
5.03	BEAM - SEE STRUCT.
5.11C	2 1/2" METAL STUDS
7.12F	BITUMINOUS SHEET WATERPROOFING AND PROTECTION BOARD ON TUNNELS
7.12G	INSTALL FILLET AT INSIDE CORNERS PRIORS TO INSTALLATION OF BITUMINOUS SHEET WATERPROOFING.
7.12H	EXTEND SHEET WATERPROOFING DOWN FACE OF TUNNEL FOOTINGS.
7.50B	TPO ROOF SYSTEM
7.86A	6"x4" OPEN FACE, PREFINISHED METAL DOWNSPOUT.
9.01	GYPSUM WALL BOARD
9.20A	5/8" GYPSUM BOARD
9.20F	1 1/2" C.R. CHANNELS @ 48" O.C., 7/8" HAT CHANNEL @ 16" O.C. AND 5/8" GYP. BD.
9.21A	ACOUSTICAL CEILING TILE, AT-1
9.25	ACOUSTICAL METAL PANEL CEILING (AMP-1)




Revision#	Description	Date
1	ISSUE SET	06/22/2022

CONSULTANTS

ARCHITECTURAL: BWB 380 St. Peter St Suite 600 St. Paul, MN 55102 Phone: 651-223-3701	STRUCTURAL: ERA 2250 University Ave W Suite 423-S St. Paul, MN 55402 Phone: 651-251-1970	MEP: DUNHAM 50 South Sixth St Suite 1100 Minneapolis, MN 55402 Phone: 612-465-7550	CIVIL: EVS 10025 Valley View Rd Suite 140 Eden Prairie, MN 55344 Phone: 952-646-0239	LANDSCAPE: CONFLUENCE 524 N Main Ave Suite 201 Sioux Falls, SD 57104 Phone: 605-339-1205
--	--	--	--	--

ARCHITECT OF RECORD

A/E/C
 Stone Group Architects
 600 E 7th Street
 Sioux Falls, SD 57103
 605-271-1144



Office of
 Construction
 and Facilities
 Management

VA U.S. Department of
 Veterans Affairs

Drawing Title
WALL SECTIONS

Approved:

Phase

Project Title
**NEW FRONT LOBBY AND
 PRIMARY CARE ADDITION**

Location
SIoux FALLS, SOUTH DAKOTA

Issue Date
 06/22/2022

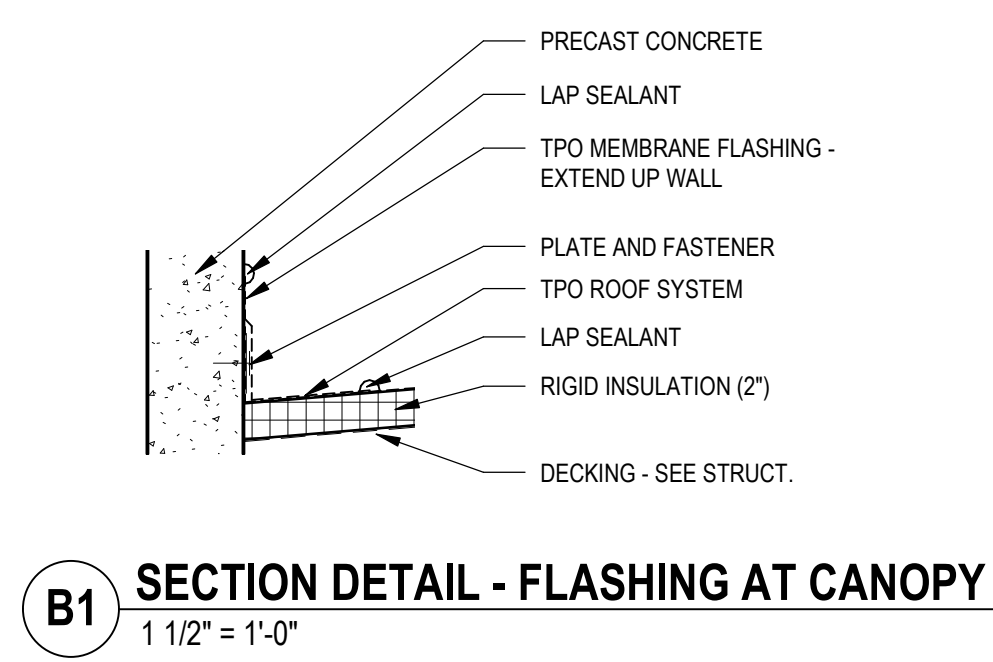
Checked
 BH

Drawn
 JH / DN

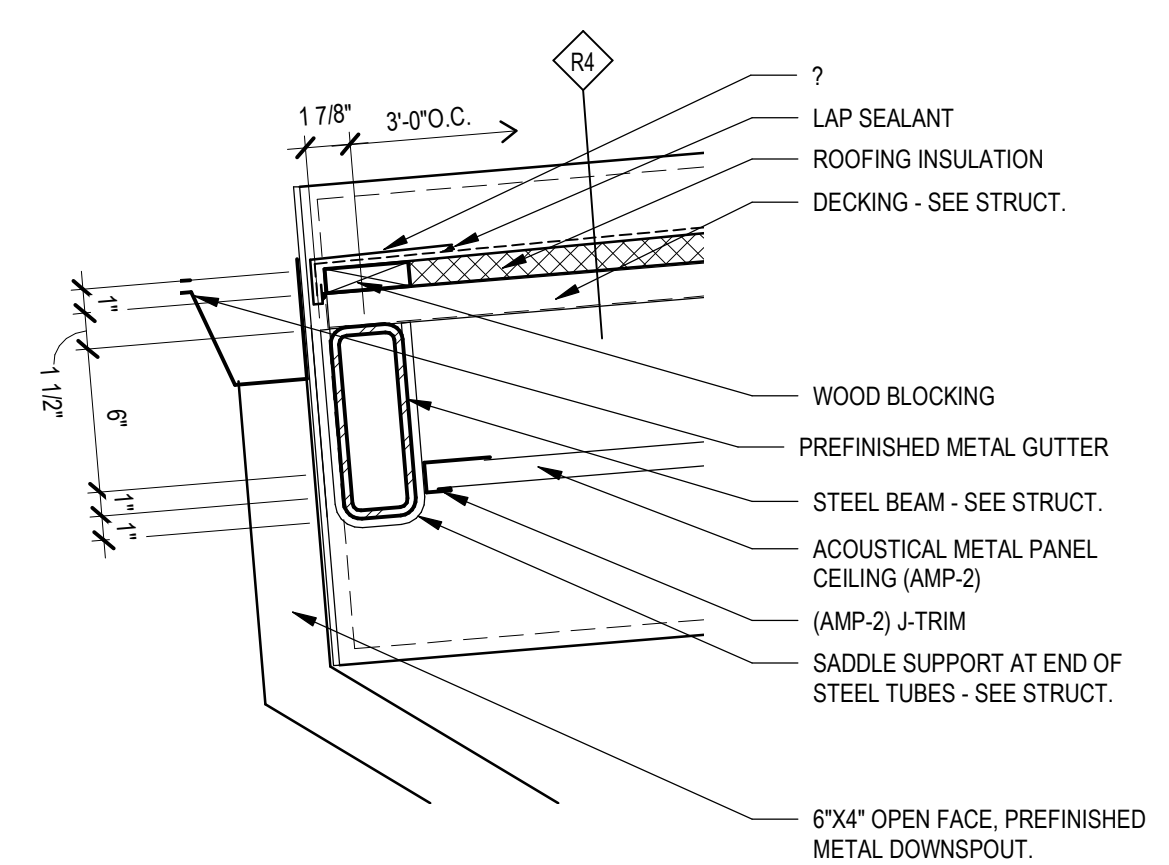
Project Number
 VA #438-480
 SGA #201909

Building Number
 5

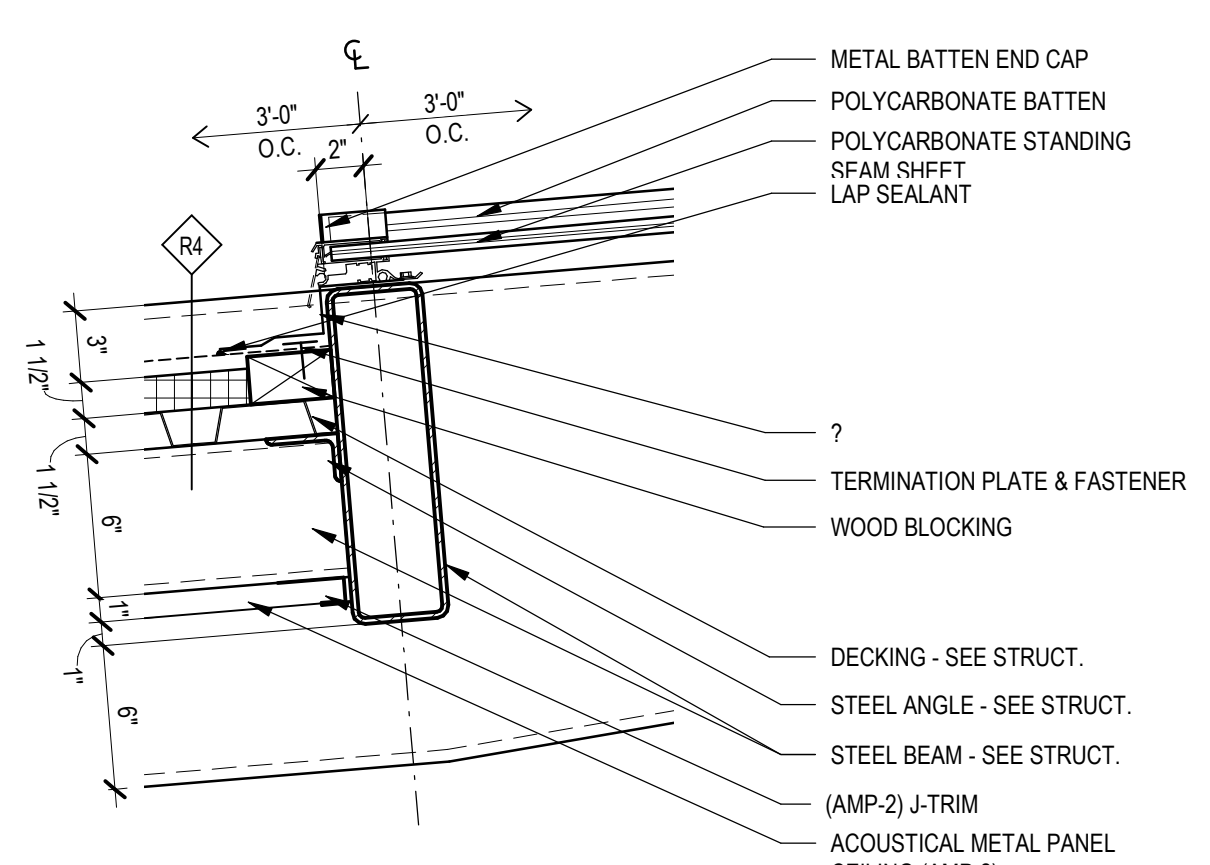
Drawing Number
AE312



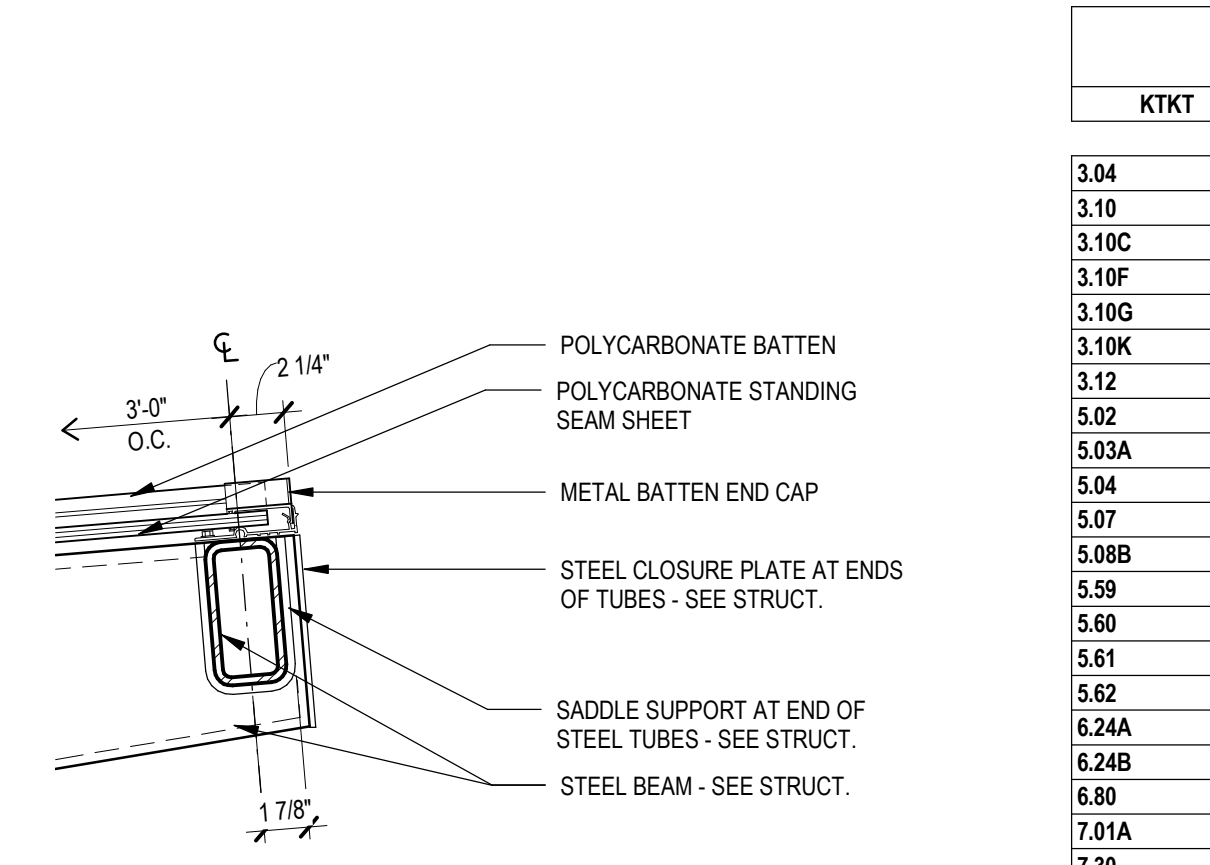
B1 SECTION DETAIL - FLASHING AT CANOPY
1 1/2" = 1'-0"



B4 CANOPY - REAR EDGE
1 1/2" = 1'-0"



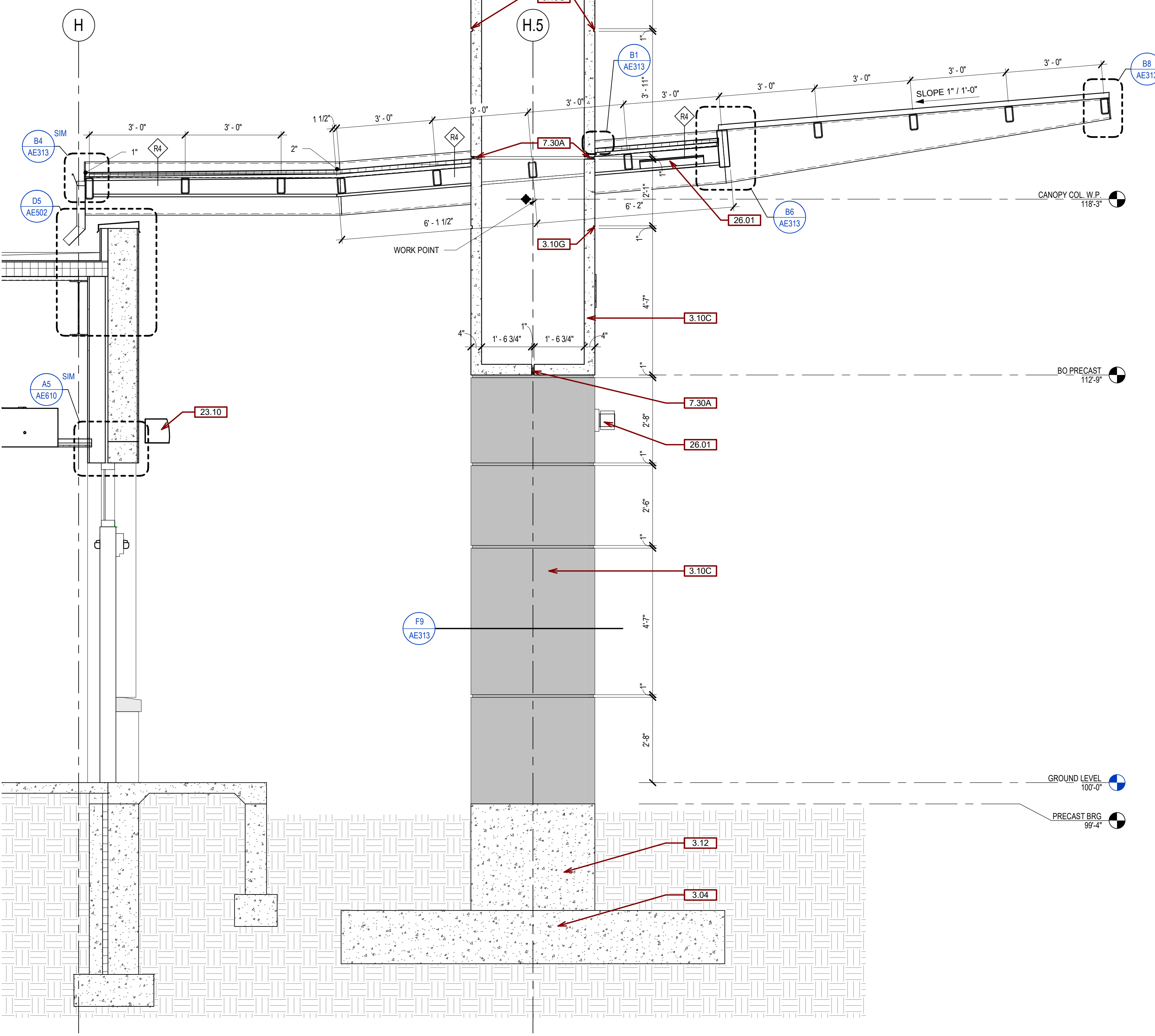
B6 CANOPY - MID SPAN DETAIL
1 1/2" = 1'-0"



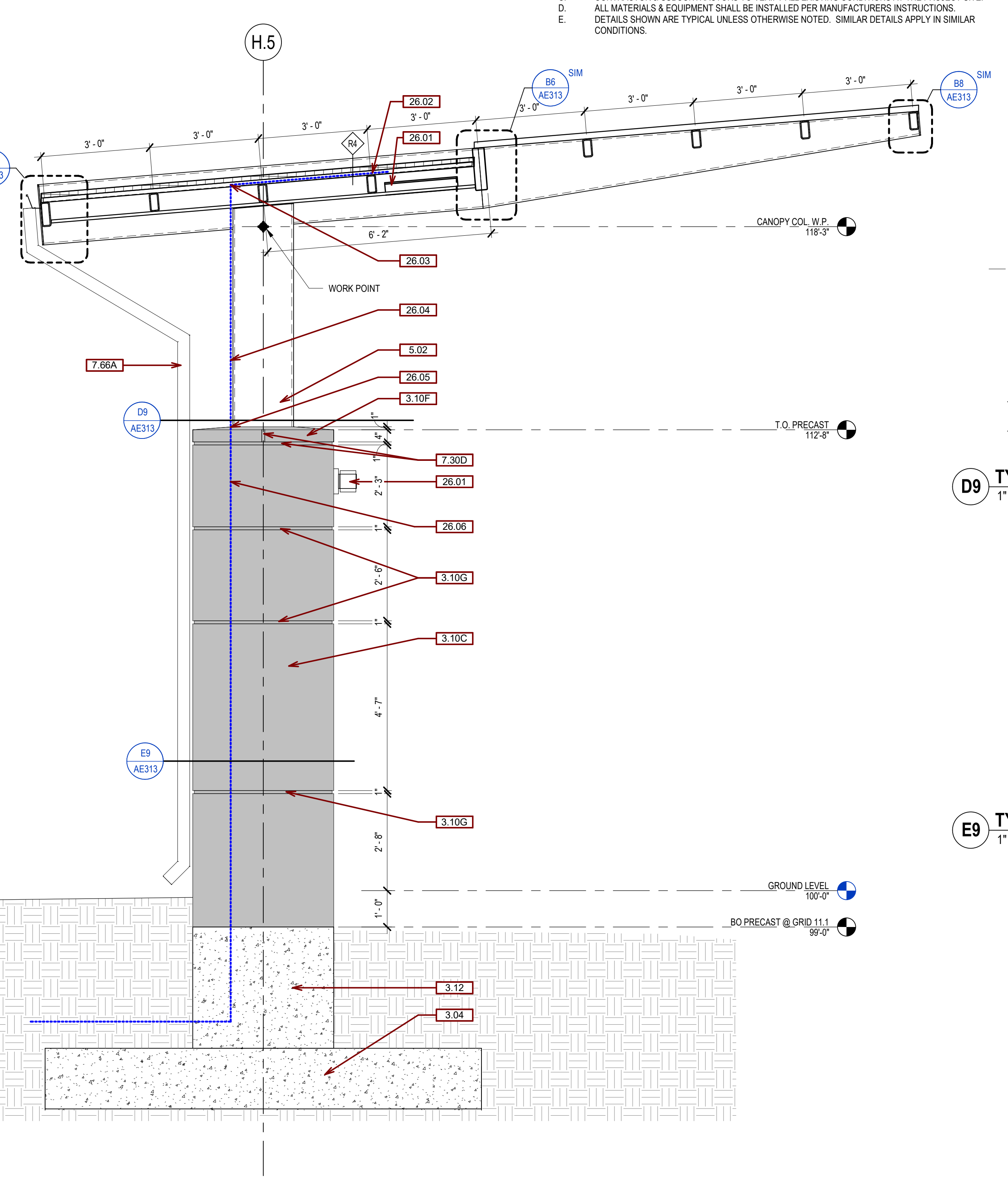
B8 CANOPY - FRONT EDGE DETAIL
1 1/2" = 1'-0"

GENERAL SECTION NOTES:
 A. ANY DISCREPANCIES OR CONFLICTS FOUND IN THE VARIOUS PARTS OF THE CONSTRUCTION DOCUMENTS SHALL BE BROUGHT TO THE ATTENTION OF THE ARCHITECT AND THE OWNER BEFORE PROCEEDING WITH THE WORK.
 B. WRITTEN DIMENSIONS TAKE PRECEDENCE OVER SCALED DIMENSIONS. DO NOT SCALE THE DRAWINGS.
 C. CONTRACTOR & SUBCONTRACTORS TO VERIFY ALL EXISTING CONDITIONS AT THE PROJECT SITE. ALL MATERIALS & EQUIPMENT SHALL BE INSTALLED PER MANUFACTURERS INSTRUCTIONS. DETAILS SHOWN ARE TYPICAL UNLESS OTHERWISE NOTED. SIMILAR DETAILS APPLY IN SIMILAR CONDITIONS.
 D.
 E.

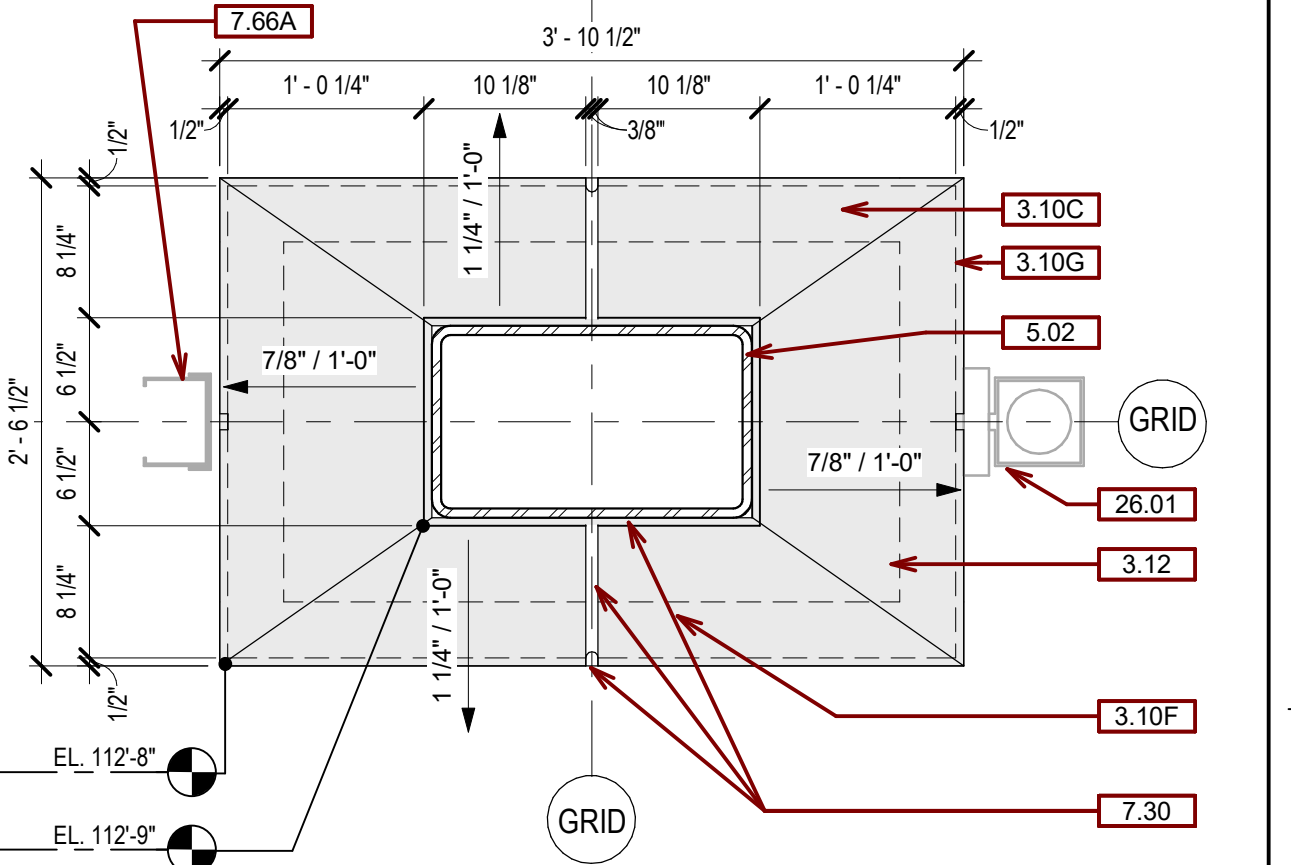
SGA KEYNOTES	
KTKT	KEYNOTE TEXT
3.04	FOOTING - SEE STRUCT.
3.10	PRECAST CONCRETE
3.10C	PRECAST CONCRETE W/ SANDBLAST "LIMESTONE" FINISH
3.10F	1" SLOPED TOP OF PRECAST
3.10G	1" W X 1" D, PRECAST REVEAL
3.10K	PROVIDE 2" SLOPE ON PRECAST CONCRETE CAP.
3.12	CONCRETE PIER - SEE STRUCT.
5.02	COLUMN - SEE STRUCT.
5.03A	STEEL BEAM - SEE STRUCT.
5.04	DECKING - SEE STRUCT.
5.07	STEEL ANGLE - SEE STRUCT.
5.08B	STEEL CLOSURE PLATE AT ENDS OF TUBES - SEE STRUCT.
5.09	(AMP-2) J-TRIM
5.60	METAL BATTEN END CAP
5.61	TERMINATION PLATE & FASTENER
5.62	SADDLE SUPPORT AT END OF STEEL TUBES - SEE STRUCT.
6.24A	POLYCARBONATE BATTEN
6.24B	POLYCARBONATE STANDING SEAM SHEET
6.80	WOOD BLOCKING
7.01A	RIGID INSULATION (2")
7.30	SEALANT
7.30A	BACKER ROD AND SEALANT
7.30D	BACKER ROD AND SEALANT RECESSED 1/2"
7.30E	LAP SEALANT
7.47	TPO MEMBRANE FLASHING - EXTEND UP WALL
7.49	PLATE AND FASTENER
7.50B	TPO ROOF SYSTEM
7.53	ROOFING INSULATION
7.65	PREFINISHED METAL GUTTER
7.66A	6" X 4" OPEN FACE, PREFINISHED METAL DOWNSPOUT.
8.27	ACOUSTICAL METAL PANEL CEILING (AMP-2)
23.10	CABINET UNIT HEATER - SEE MECH
26.01	LIGHT FIXTURE - SEE ELEC.
26.02	INSTALL CONDUIT IN DECK FLUTES (COORDINATE WITH ROOFING FASTENERS)
26.03	DRILL THROUGH 20x8 TUBE STEEL BEAMS FOR CONDUIT
26.04	CONDUIT INSTALLED TIGHT TO BACK SIDE OF 20x12 TUBE STEEL COLUMN
26.05	DRILL THROUGH BASE PLATE FOR CONDUIT
26.06	CONDUIT STUBBED UP THROUGH CONCRETE PIER



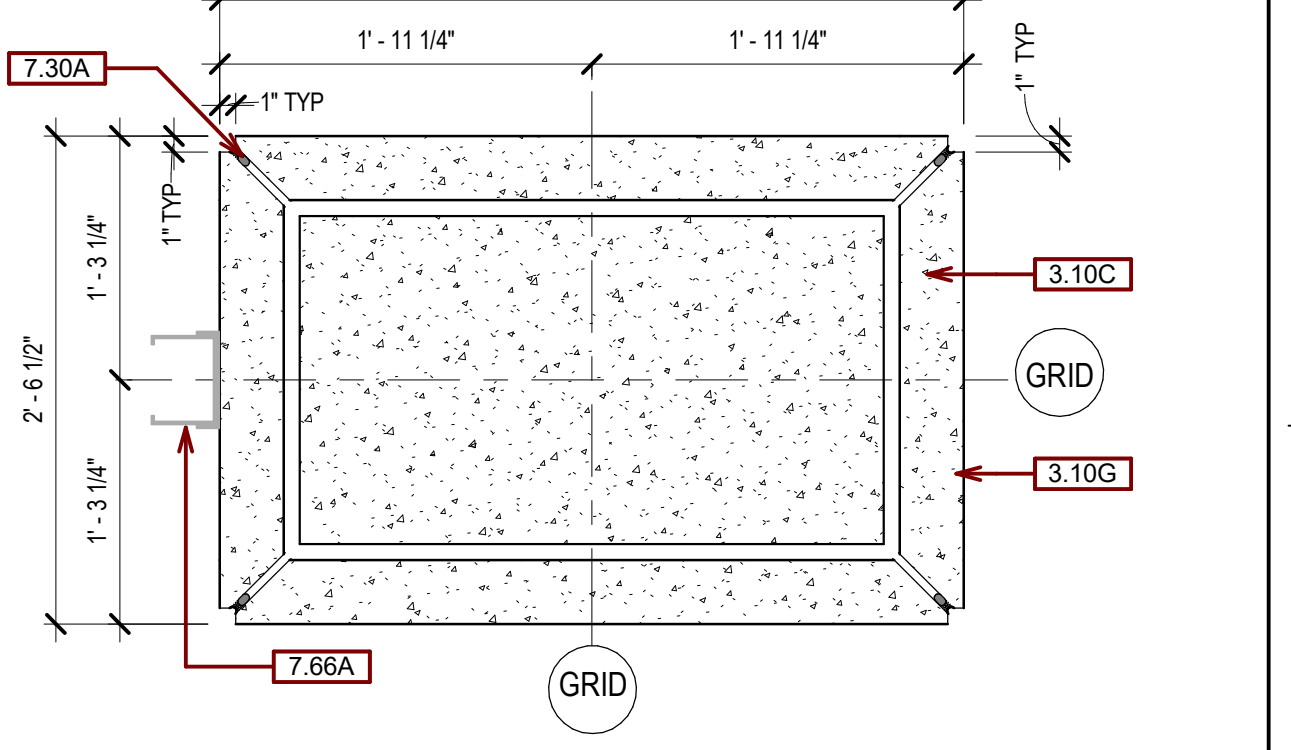
F1 CANOPY SECTION - AT ENTRANCE
1/2" = 1'-0"



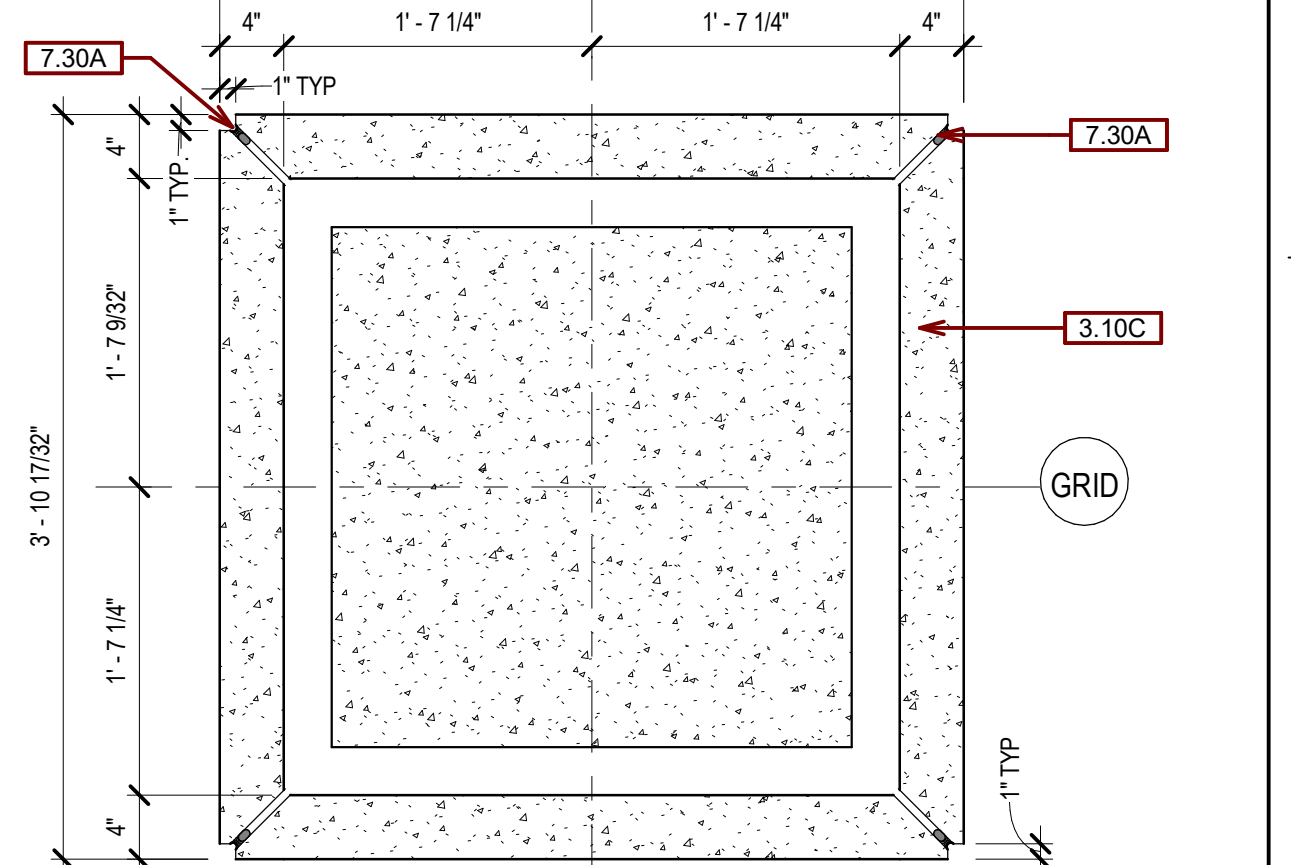
F6 CANOPY SECTION - TYPICAL
1/2" = 1'-0"



D9 TYP. CANOPY COLUMN CAP DETAIL
1" = 1'-0"



E9 TYP CANOPY COLUMN BASE DETAIL
1" = 1'-0"



F9 CANOPY ENTRY PIER DETAIL
1" = 1'-0"

Revision#	Description	Date
1	ISSUE SET	06/22/2022

CONSULTANTS

ARCHITECTURAL: BWB R 380 St. Peter St Suite 600 St. Paul, MN 55102 Phone: 651-223-3701	STRUCTURAL: ERA 2250 University Ave W Suite 423-S St. Paul, MN 55402 Phone: 651-251-7970	MEP: DUNHAM 50 South Sixth St Suite 1100 Minneapolis, MN 55402 Phone: 612-465-7550	CIVIL: EVS 10025 Valley View Rd Suite 140 Eden Prairie, MN 55344 Phone: 952-646-0269	LANDSCAPE: CONFLUENCE 224 N Main Ave Suite 201 Sioux Falls, SD 57104 Phone: 605-339-1205
--	--	--	--	--

ARCHITECT OF RECORD

A/E/C
Stone Group Architects
600 E 7th Street
Sioux Falls, SD 57103
605-271-1144

STAMP

Office of
Construction
and Facilities
Management

VA U.S. Department
of Veterans Affairs

Drawing Title
WALL SECTIONS

Approved:

Phase

Project Title
**NEW FRONT LOBBY AND
PRIMARY CARE ADDITION**

Location
SIOUX FALLS, SOUTH DAKOTA

Issue Date
06/22/2022

Checked
BH

Drawn
JH / DN

Project Number
VA #438-480
SGA #201909

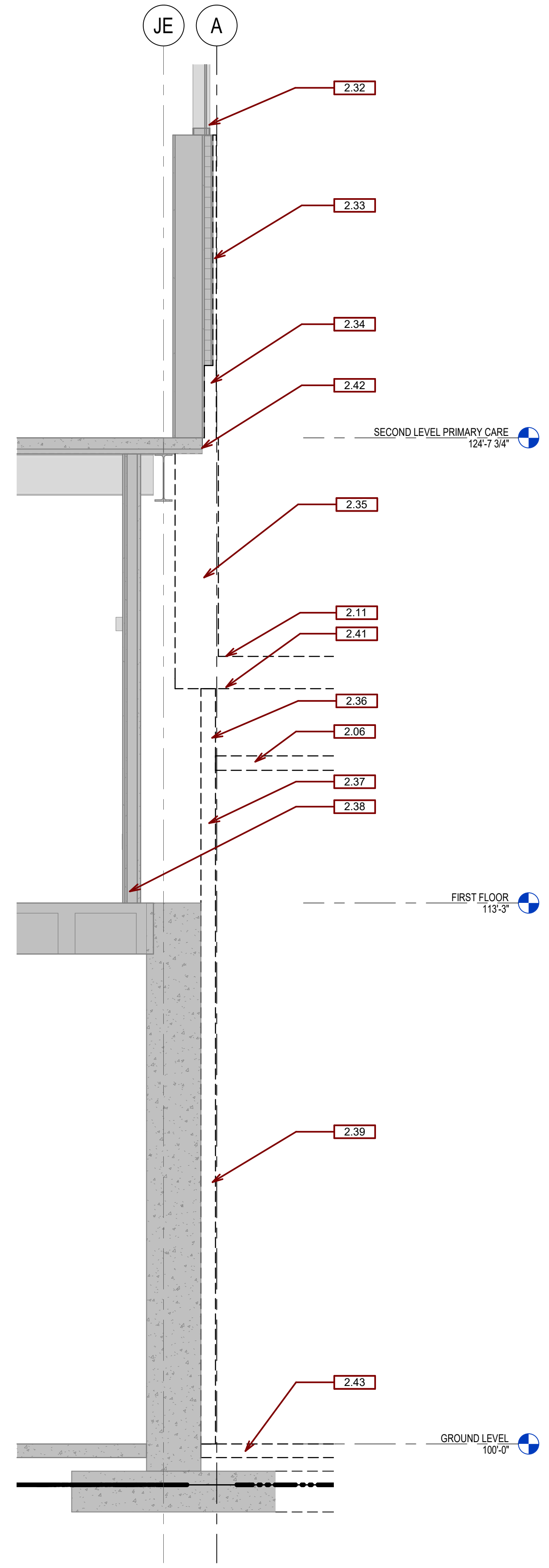
Building Number
5

Drawing Number
AE313

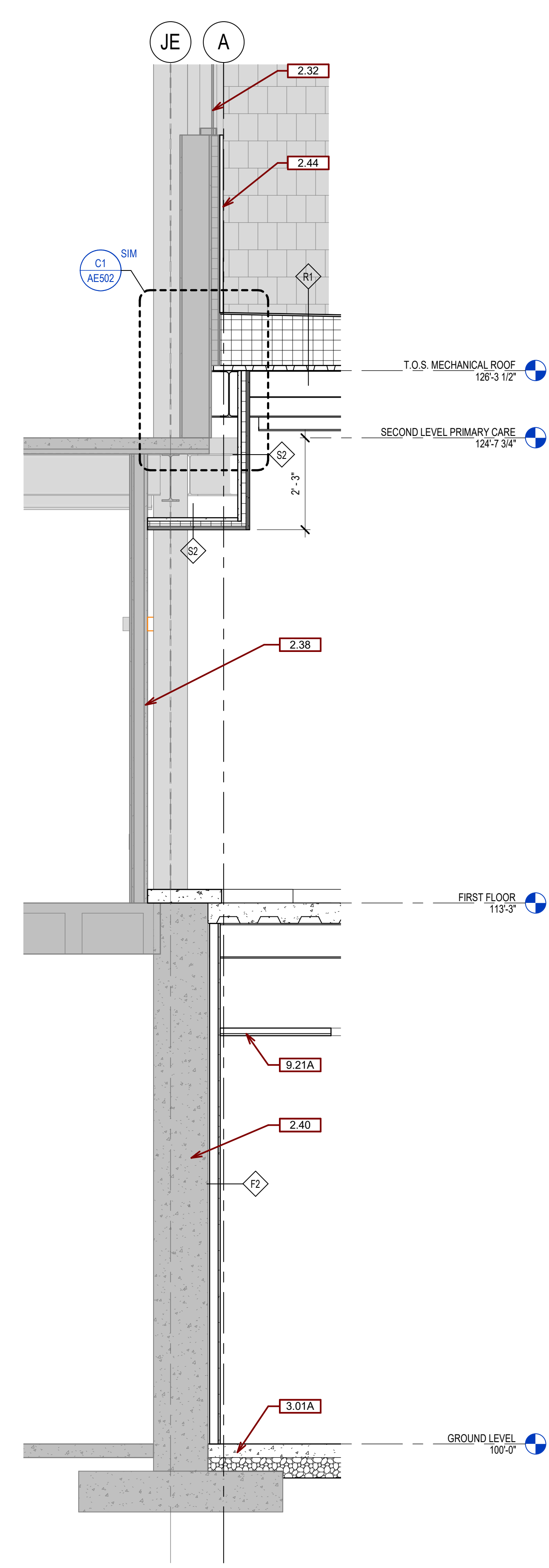
GENERAL SECTION NOTES:

- A. ANY DISCREPANCIES OR CONFLICTS FOUND IN THE VARIOUS PARTS OF THE CONSTRUCTION DOCUMENTS SHALL BE BROUGHT TO THE ATTENTION OF THE ARCHITECT AND THE OWNER BEFORE PROCEEDING WITH THE WORK.
- B. WRITTEN DIMENSIONS TAKE PRECEDENCE OVER SCALED DIMENSIONS. DO NOT SCALE THE DRAWINGS.
- C. CONTRACTOR & SUBCONTRACTORS TO VERIFY ALL EXISTING CONDITIONS AT THE PROJECT SITE.
- D. ALL MATERIALS & EQUIPMENT SHALL BE INSTALLED PER MANUFACTURERS INSTRUCTIONS.
- E. DETAILS SHOWN ARE TYPICAL UNLESS OTHERWISE NOTED. SIMILAR DETAILS APPLY IN SIMILAR CONDITIONS.

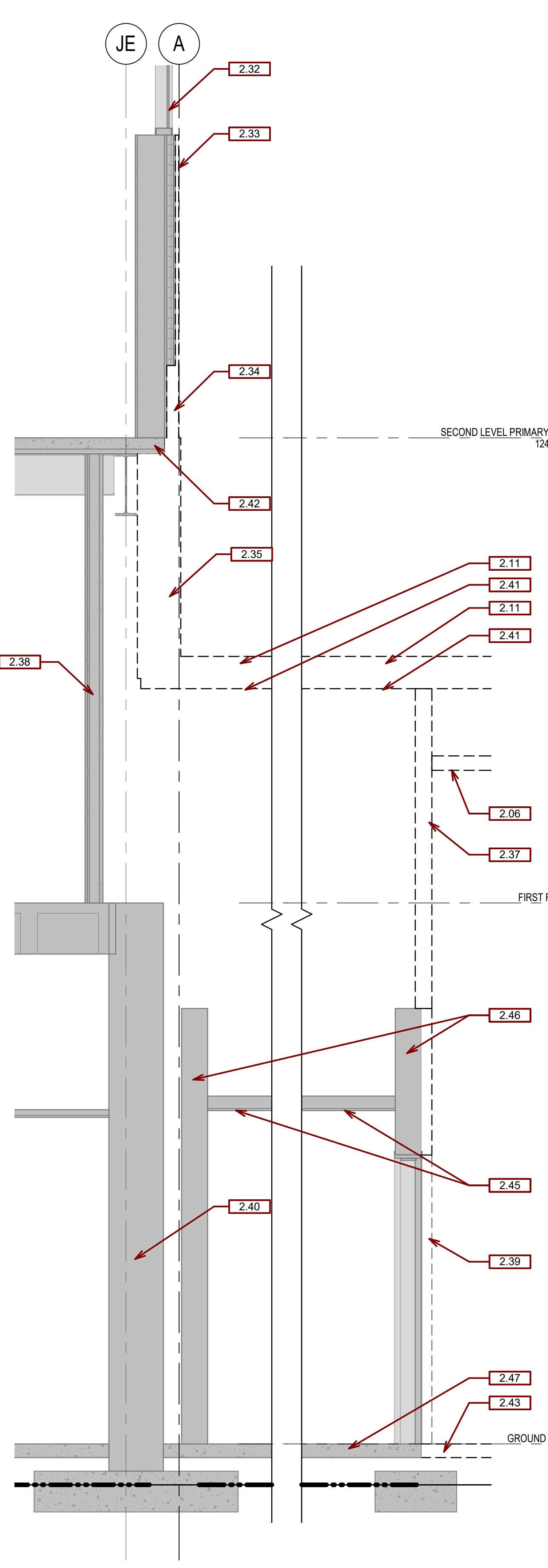
SGA KEYNOTES	
KTKT	KEYNOTE TEXT
2.06	REMOVE EXISTING CEILING
2.11	REMOVE EXISTING ROOF MEMBRANE & INSULATION
2.32	EXISTING ALUMINUM STOREFRONT AND GLASS TO REMAIN
2.33	REMOVE METAL PANELS BETWEEN BOTTOM OF EXISTING WINDOWS AND TOP OF NEW ROOF DECK. (SALVAGE METAL PANELS FOR REINSTALLATION). EXISTING 8" METALS STUDS, BATT INSUL., GYP SHEATHING, 2" RIGID INSUL., AND 1/2" PLYWOOD TO REMAIN.
2.34	REMOVE 2" RIGID INSUL., 1/2" PLYWOOD AND METAL PANELS BETWEEN TOP OF NEW ROOF DECK AND SECOND LEVEL. (SALVAGE METAL PANELS FOR REINSTALLATION). EXISTING 8" METAL STUDS, BATT INSUL., GYP SHEATHING TO REMAIN
2.35	REMOVE 8" METAL STUDS, BATT INSUL., 1/2" PLYWOOD AND METAL PANELS BELOW SECOND LEVEL. (SALVAGE METAL PANELS FOR REINSTALLATION)
2.36	REMOVE EXISTING BEAMS
2.37	REMOVE EXISTING METAL STUD WALL AND GYPSUM BOARD
2.38	EXISTING METAL STUD/GYPSUM BOARD SHAFT WALL TO REMAIN
2.39	REMOVE METAL STUD AND GYPSUM BOARD FURRING
2.40	EXISTING CONCRETE WALL TO REMAIN
2.41	REMOVE EXISTING LONG SPAN METAL DECK
2.42	EXISTING FLOOR STRUCTURE TO REMAIN
2.43	REMOVE EXISTING CONCRETE SLAB
2.44	REINSTALL EXISTING METAL PANELS
2.45	EXISTING CEILING TO REMAIN
2.46	EXISTING MASONRY WALL TO REMAIN
2.47	EXISTING CONCRETE SLAB TO REMAIN
3.01A	4" CONCRETE SLAB
9.20F	1 1/2" C.R. CHANNELS @ 48" O.C., 7/8" HAT CHANNEL @ 16" O.C., AND 5/8" GYP. BD.
9.21A	ACOUSTICAL CEILING TILE, AT-1



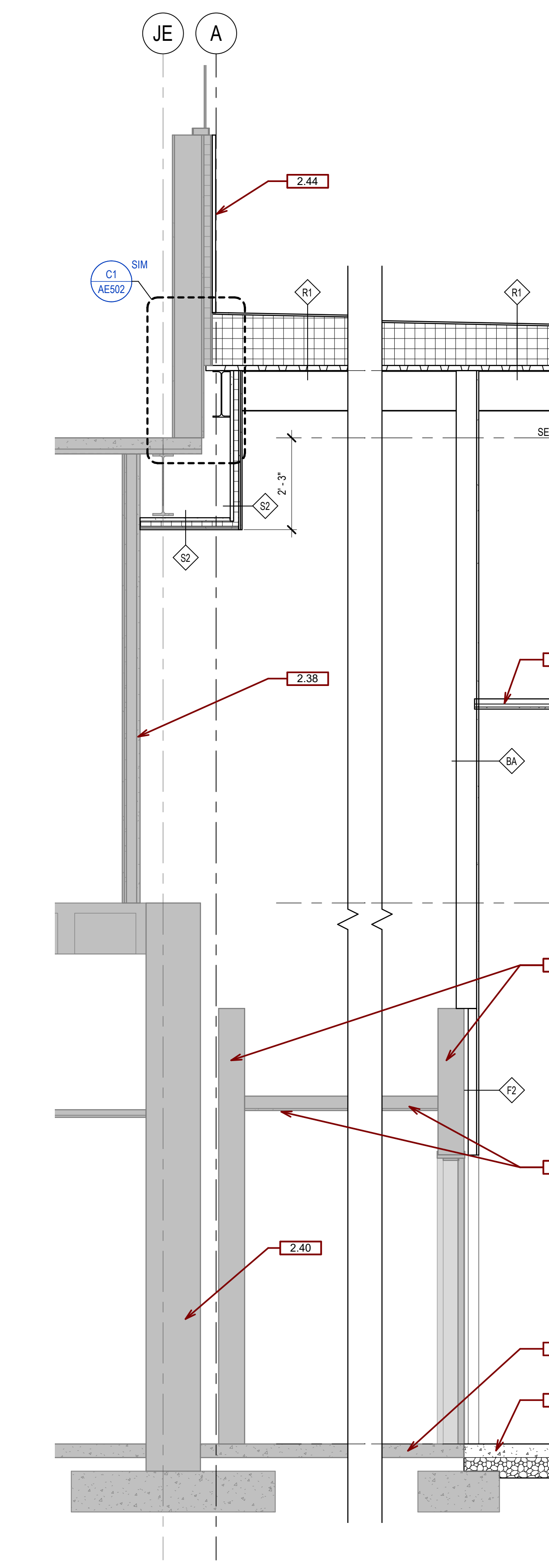
E1A WALL SECTION AT CONNECTION TO EXISTING - DEMOLITION
1/2" = 1'-0"



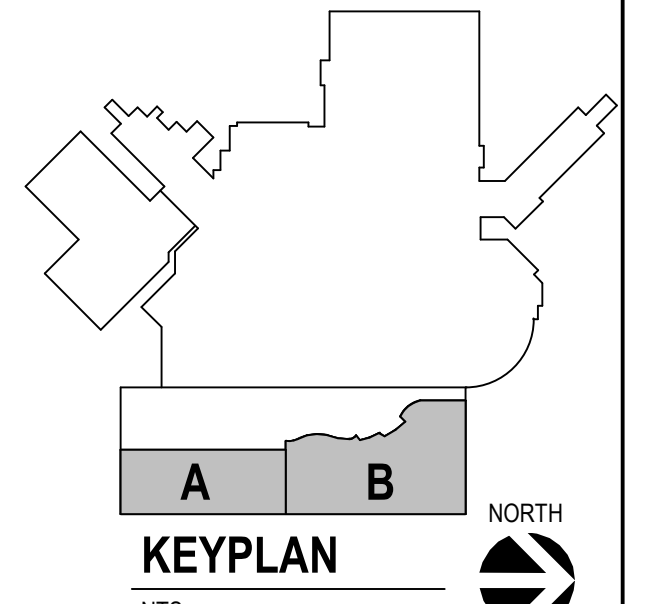
E1B WALL SECTION AT CONNECTION TO EXISTING
1/2" = 1'-0"



E2A WALL SECTION AT CONNECTION TO EXISTING - DEMOLITION
1/2" = 1'-0"



E2B WALL SECTION AT CONNECTION TO EXISTING
1/2" = 1'-0"



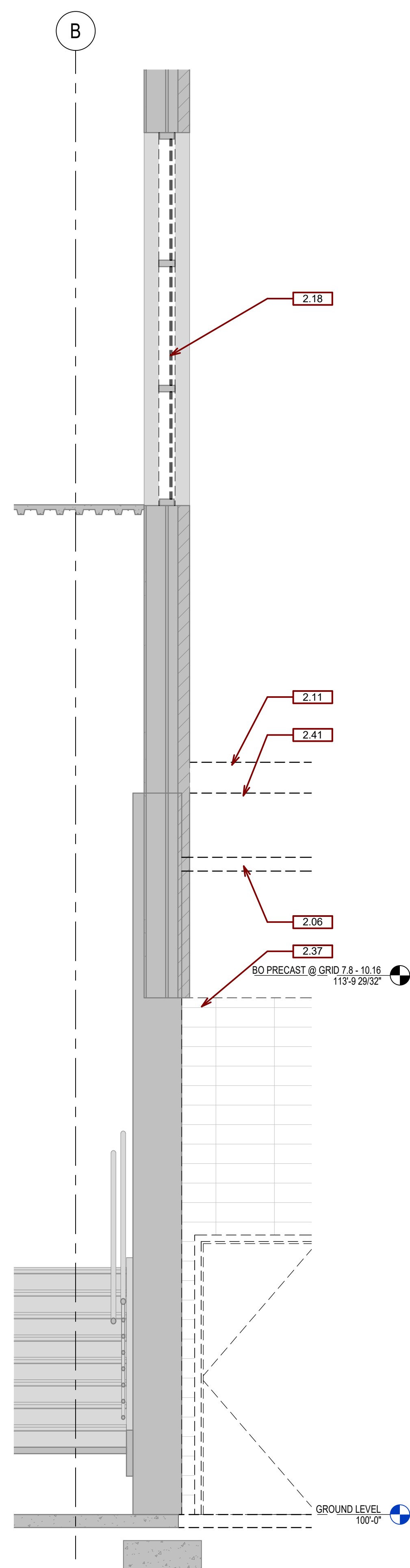
<p>CONSULTANTS</p> <p>ARCHITECTURAL: B W B R</p> <p>STRUCTURAL: ERA</p> <p>MEP: DUNHAM</p> <p>CIVIL: EVS</p> <p>LANDSCAPE: CONFLUENCE</p> <p>BWBR 380 St. Peter St Suite 600 St. Paul, MN 55102 Phone: 651-223-3701</p> <p>ERA 2250 University Ave W Suite 423-S St. Paul, MN 55402 Phone: 651-251-1970</p> <p>DUNHAM 50 South Sixth St Suite 1100 Minneapolis, MN 55402 Phone: 612-665-7550</p> <p>EVS 10025 Valley View Rd Suite 140 Eden Prairie, MN 55344 Phone: 952-646-0239</p> <p>CONFLUENCE 524 N Main Ave Suite 201 Sioux Falls, SD 57104 Phone: 605-339-1205</p>	<p>ARCHITECT OF RECORD</p> <p>A E Stone Group Architects 600 E 7th Street Sioux Falls, SD 57103 605-271-1144</p> <p>STONE GROUP ARCHITECTS</p>	<p>STAMP</p> <p>REGISTERED ARCHITECT J. D. ANDERSON SOUTH DAKOTA C. 22. 22</p>	<p>Office of Construction and Facilities Management</p> <p>VA U.S. Department of Veterans Affairs</p>	<p>Drawing Title WALL SECTIONS</p> <p>Phase</p> <p>Approved:</p>	<p>Project Title NEW FRONT LOBBY AND PRIMARY CARE ADDITION</p> <p>Location SIoux FALLS, SOUTH DAKOTA</p> <p>Issue Date 06/22/2022</p> <p>Checked BH</p> <p>Drawn JH / DN</p>	<p>Project Number VA #438-480 SGA #201909</p> <p>Building Number 5</p> <p>Drawing Number AE314</p>
<p>1 ISSUE SET 06/22/2022</p> <p>Revision# Description Date:</p>						

6/21/2022 2:50:34 PM
 C:\Users\jhaazell\OneDrive\Documents\Revit Local Files\201909 Lobby_Central_R00_johnjhaazell.rvt
 one-eighth inch = one foot
 one-quarter inch = one foot
 one-half inch = one foot
 three-quarters inch = one foot
 one inch = one foot
 one and one-half inches = one foot
 three inches = one foot

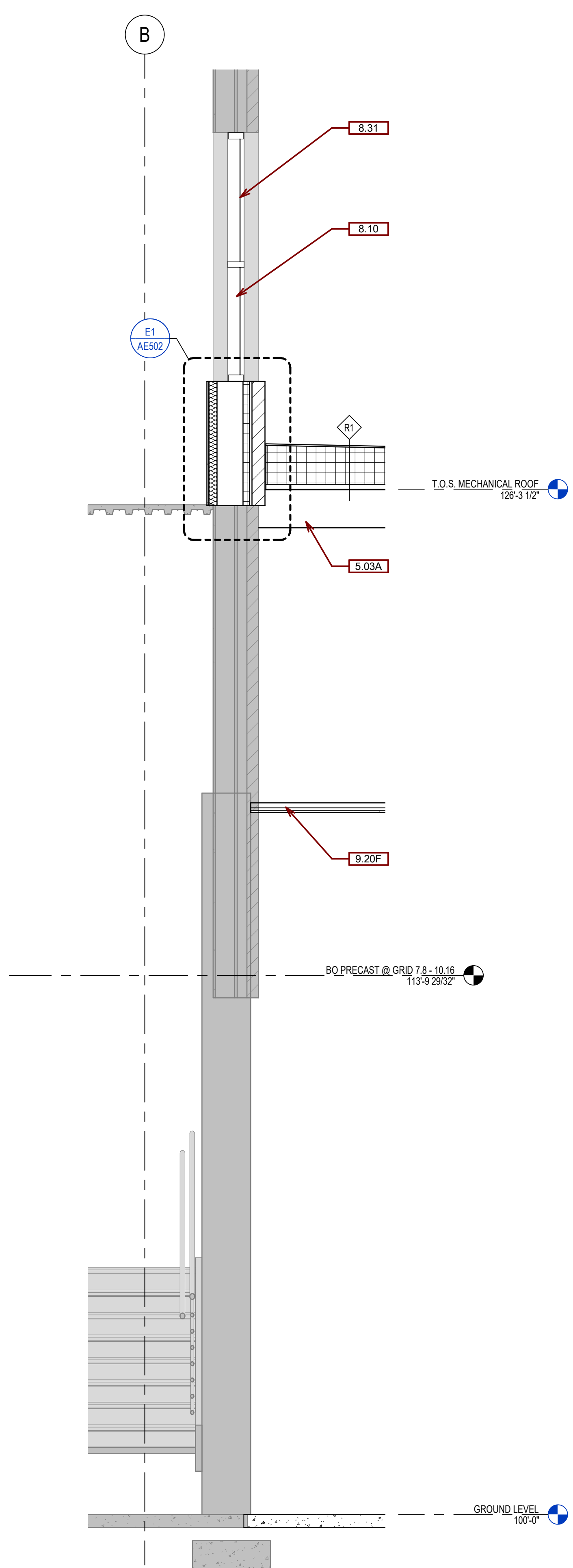
GENERAL SECTION NOTES:

- A. ANY DISCREPANCIES OR CONFLICTS FOUND IN THE VARIOUS PARTS OF THE CONSTRUCTION DOCUMENTS SHALL BE BROUGHT TO THE ATTENTION OF THE ARCHITECT AND THE OWNER BEFORE PROCEEDING WITH THE WORK.
- B. WRITTEN DIMENSIONS TAKE PRECEDENCE OVER SCALED DIMENSIONS. DO NOT SCALE THE DRAWINGS.
- C. CONTRACTOR & SUBCONTRACTORS TO VERIFY ALL EXISTING CONDITIONS AT THE PROJECT SITE.
- D. ALL MATERIALS & EQUIPMENT SHALL BE INSTALLED PER MANUFACTURERS INSTRUCTIONS.
- E. DETAILS SHOWN ARE TYPICAL UNLESS OTHERWISE NOTED. SIMILAR DETAILS APPLY IN SIMILAR CONDITIONS.

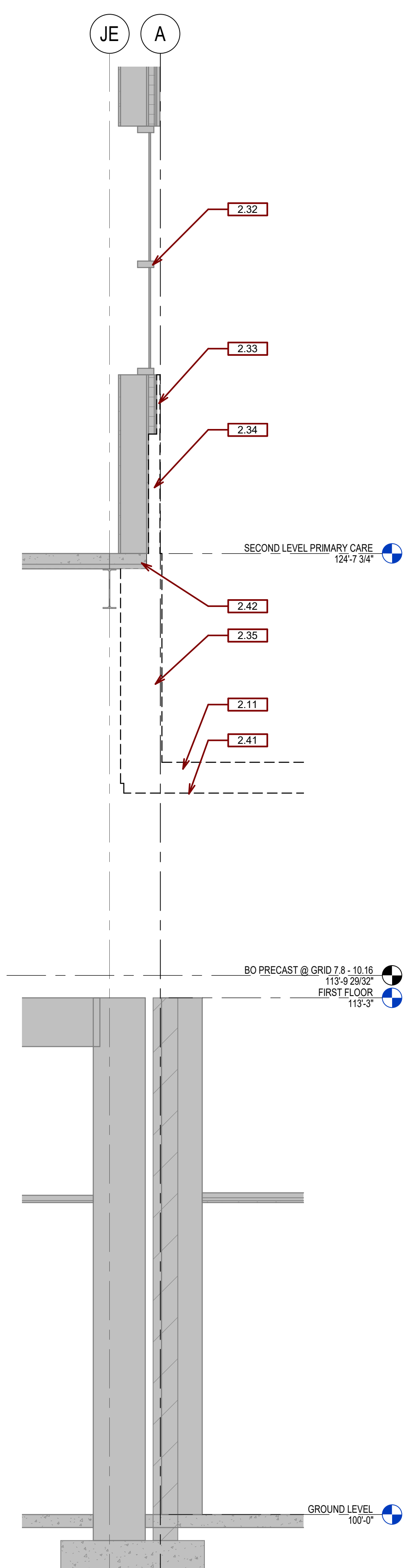
SGA KEYNOTES	
KTKT	KEYNOTE TEXT
2.06	REMOVE EXISTING CEILING
2.11	REMOVE EXISTING ROOF MEMBRANE & INSULATION
2.18	REMOVE EXISTING CURTAIN WALL IN ITS ENTIRETY
2.32	EXISTING ALUMINUM STOREFRONT AND GLASS TO REMAIN
2.33	REMOVE METAL PANELS BETWEEN BOTTOM OF EXISTING WINDOWS AND TOP OF NEW ROOF DECK. (SALVAGE METAL PANELS FOR REINSTALLATION); EXISTING 8" METALS STUDS, BATT INSUL., GYP SHEATHING, 2" RIGID INSUL., AND 1/2" PLYWOOD TO REMAIN.
2.34	REMOVE 2" RIGID INSUL., 1/2" PLYWOOD AND METAL PANELS BETWEEN TOP OF NEW ROOF DECK AND SECOND LEVEL. (SALVAGE METAL PANELS FOR REINSTALLATION); EXISTING 8" METAL STUDS, BATT INSUL., GYP SHEATHING TO REMAIN
2.35	REMOVE 8" METAL STUDS, BATT INSUL., 1/2" PLYWOOD AND METAL PANELS BELOW SECOND LEVEL. (SALVAGE METAL PANELS FOR REINSTALLATION)
2.37	REMOVE EXISTING METAL STUD WALL AND GYPSUM BOARD
2.41	REMOVE EXISTING LONG SPAN METAL DECK
2.42	EXISTING FLOOR STRUCTURE TO REMAIN
2.44	REINSTALL EXISTING METAL PANELS
5.03A	STEEL BEAM - SEE STRUCT.
8.10	WINDOW SYSTEM
8.31	GLASS
9.20F	1 1/2" C.R. CHANNELS @ 48" O.C., 7/8" HAT CHANNEL @ 16" O.C. AND 5/8" GYP. BD.



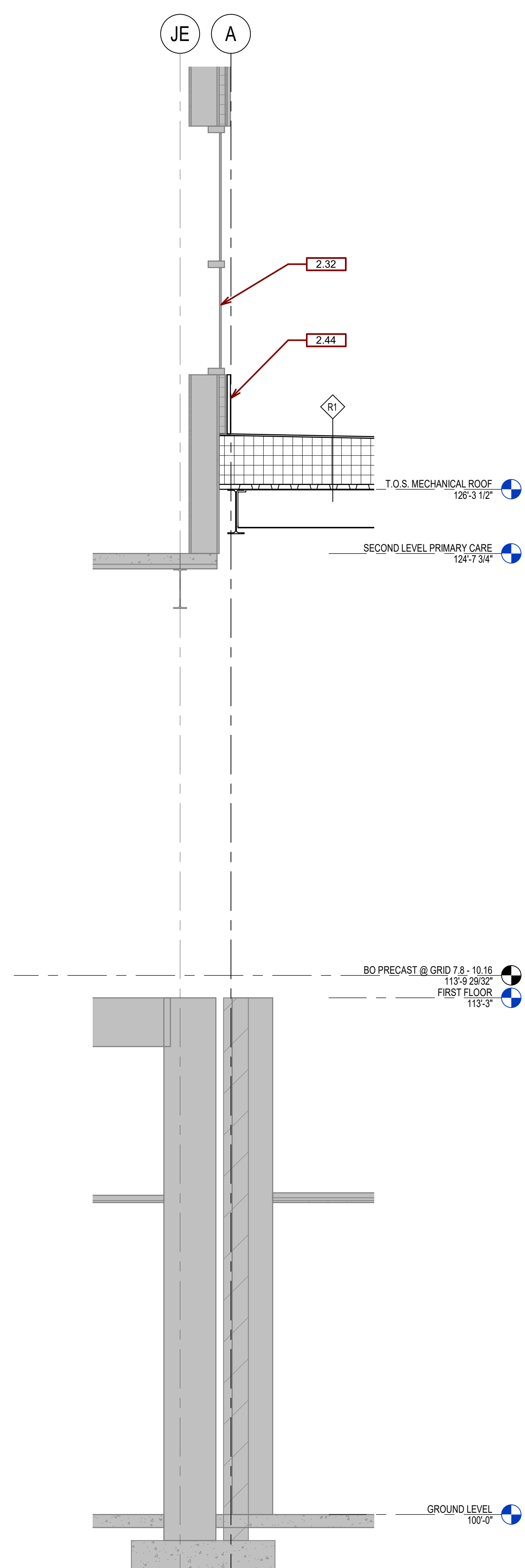
E1A WALL SECTION AT CONNECTION TO EXISTING - DEMOLITION A
1/2" = 1'-0"



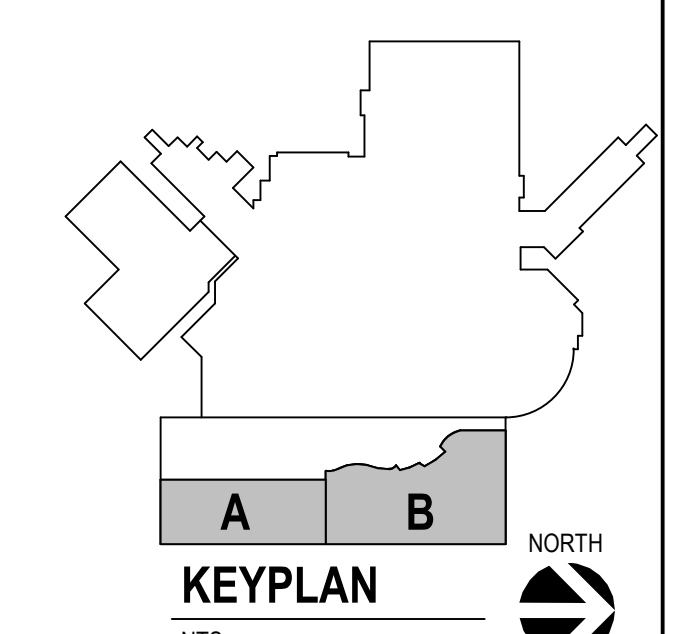
E1B WALL SECTION AT CONNECTION TO EXISTING A
1/2" = 1'-0"



E2A WALL SECTION AT CONNECTION TO EXISTING DEMOLITION B
1/2" = 1'-0"



E2B WALL SECTION AT CONNECTION TO EXISTING B
1/2" = 1'-0"



Revision#	Description	Date
1	ISSUE SET	06/22/2022

CONSULTANTS


<p>ARCHITECTURAL:</p> <p>BWB R</p> <p>BWBR 390 St. Peter St Suite 600 St. Paul, MN 55102 Phone: 651-223-3761</p>	<p>STRUCTURAL:</p> <p>ERA</p> <p>Ericson Road Associates 2250 University Ave W Suite 423-S St. Paul, MN 55402 Phone: 651-251-1970</p>	<p>MEP:</p> <p>DUNHAM</p> <p>Dunham Associates, Inc. 50 South Sixth St Suite 1100 Minneapolis, MN 55402 Phone: 612-465-7550</p>	<p>CIVIL:</p> <p>EVS</p> <p>EVS 10025 Valley View Rd Suite 140 Eden Prairie, MN 55344 Phone: 952-646-0239</p>	<p>LANDSCAPE:</p> <p>CONFLUENCE</p> <p>CONFLUENCE 524 N Main Ave Suite 201 Sioux Falls, SD 57104 Phone: 605-339-1205</p>
--	---	---	---	--

ARCHITECT OF RECORD

A/E:

Stone Group Architects
600 E 7th Street
Sioux Falls, SD 57103
605-271-1144

STONE GROUP ARCHITECTS



Office of Construction and Facilities Management

VA U.S. Department of Veterans Affairs

Drawing Title
WALL SECTIONS

Approved:

Phase

Project Title
NEW FRONT LOBBY AND PRIMARY CARE ADDITION

Location
SIoux FALLS, SOUTH DAKOTA

Issue Date
06/22/2022

Checked
BH

Drawn
JH / DN

Project Number
VA #438-480
SGA #201909

Building Number
5

Drawing Number
AE315

GENERAL FLOOR PLAN NOTES:

- A. ANY DISCREPANCIES OR CONFLICTS FOUND IN THE VARIOUS PARTS OF THE CONSTRUCTION DOCUMENTS SHALL BE BROUGHT TO THE ATTENTION OF THE ARCHITECT AND THE OWNER BEFORE PROCEEDING WITH THE WORK.
- B. FURNITURE IS PROVIDED AND INSTALLED BY OTHERS. WRITTEN DIMENSIONS TAKE PRECEDENCE OVER SCALED DIMENSIONS. DO NOT SCALE THE DRAWINGS.
- C. CONTRACTOR & SUBCONTRACTORS TO VERIFY ALL EXISTING CONDITIONS AT THE PROJECT SITE.
- D. ALL MATERIALS & EQUIPMENT SHALL BE INSTALLED PER MANUFACTURERS INSTRUCTIONS.
- E. DETAILS SHOWN ARE TYPICAL UNLESS OTHERWISE NOTED. SIMILAR DETAILS APPLY IN SIMILAR CONDITIONS.
- F. PROVIDE WOOD BACKING FOR ALL BATH ACCESSORIES, HANDRAILS, OR OTHER ITEMS ATTACHED TO BUILDING WALLS.
- G. GYPSUM USED IN RESTROOMS SHALL BE WATER RESISTANT GYPSUM BOARD. USE CEMENT BACKER @ ALL PORCELAIN & CERAMIC TILE LOCATIONS.
- H. PROVIDE ADA COMPLIANT SIGNAGE FOR ALL REQUIRED AREAS, ROOMS, & ACCESSIBLE PATHS.
- I. HEIGHT OF OPERATIONAL OR DISPENSING PORTION OF ACCESSORIES & FIXTURES NOT TO EXCEED 48" A.F.F. SEE SHEET G-002.
- J. WINDOWS TYPES, SEE SCHED.
- K. ALL WALLS FLOOR TO DECK U.O.N.
- L. SEE ENLARGED FLOOR PLANS FOR UNIT WALL TYPES.
- M. PROVIDE CONTROL JOINTS IN DRYWALL EVERY 30'-0".
- N. ALL DIMENSIONS ARE TO OUTSIDE OF WALL FRAMING.
- O. SEE MECHANICAL, ELECTRICAL, AND PLUMBING DRAWINGS FOR ADDITIONAL INFORMATION.
- P. ALL INTERIOR WALLS TO BE TYPE U.O.N.
- Q. ROOM SIGNAGE TO BE INSTALLED PER ADA GUIDELINES AT EACH DOOR - OWNER PROVIDED CONTRACTOR-INSTALLED. SEE REFLECTED CEILING PLANS FOR ADDITIONAL GYPSUM BOARD CONTROL JOINTS ABOVE CORNERS OF DOORS, WINDOWS, OPENINGS, BULKHEADS, ETC.

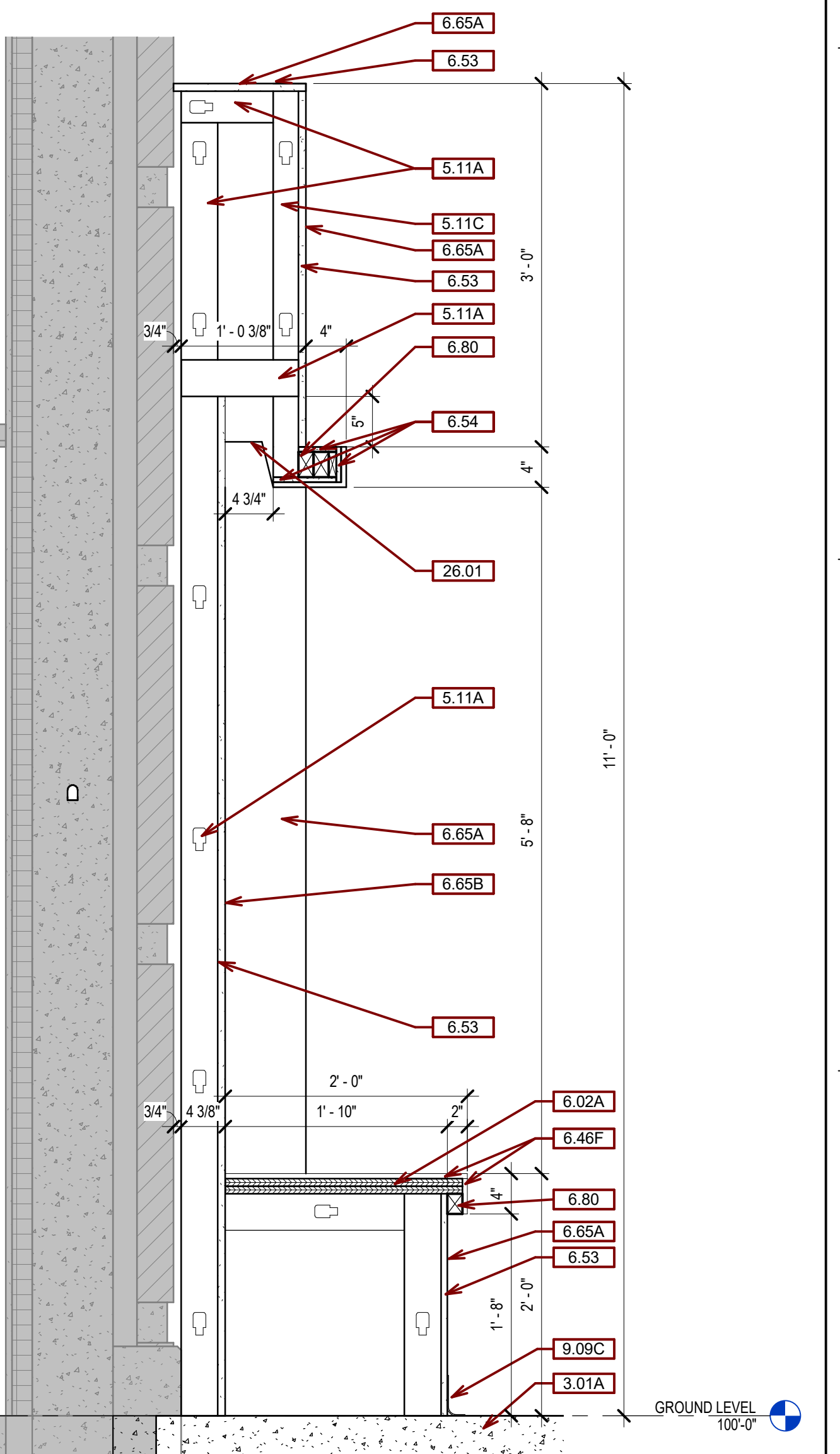
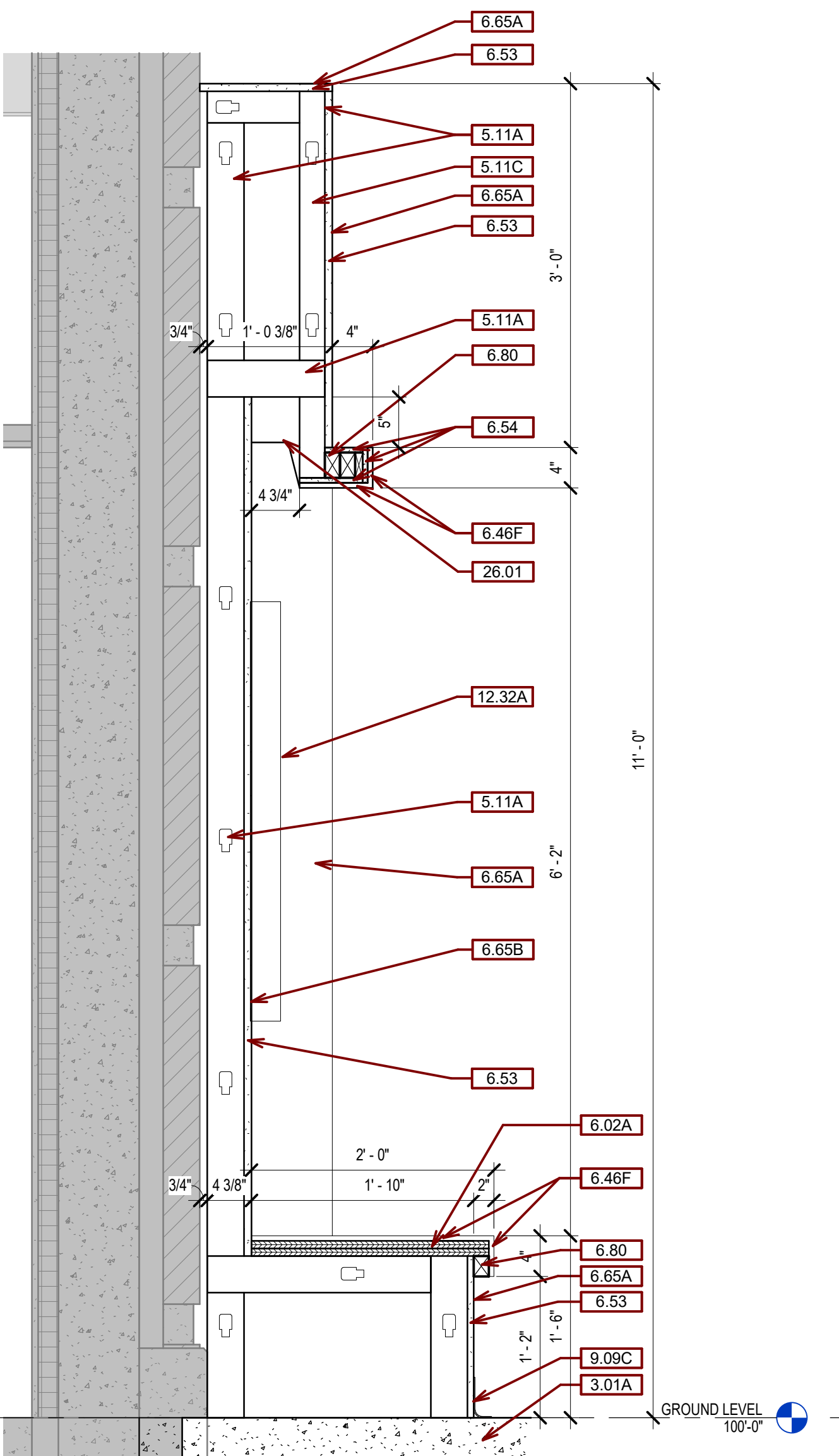
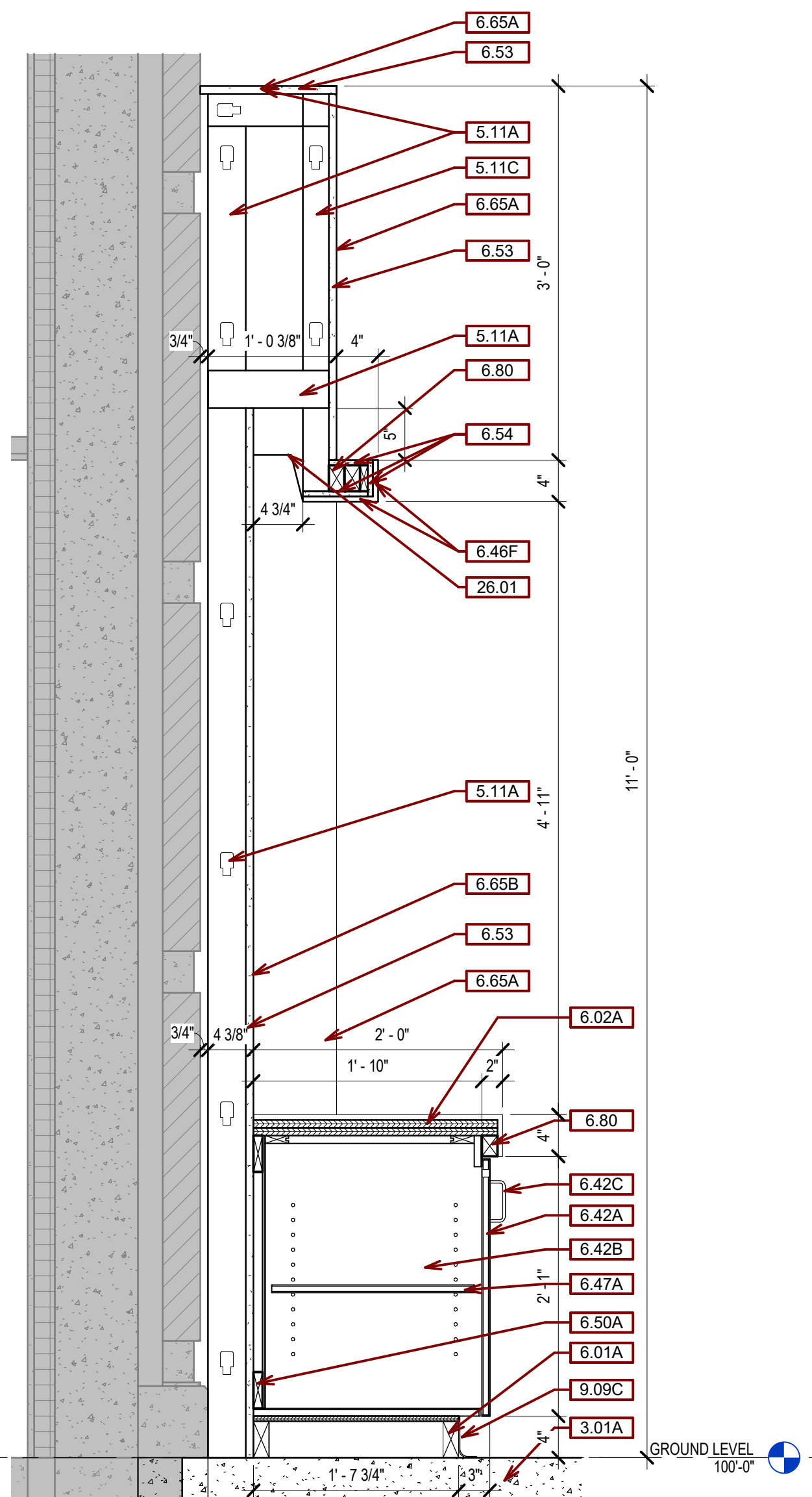
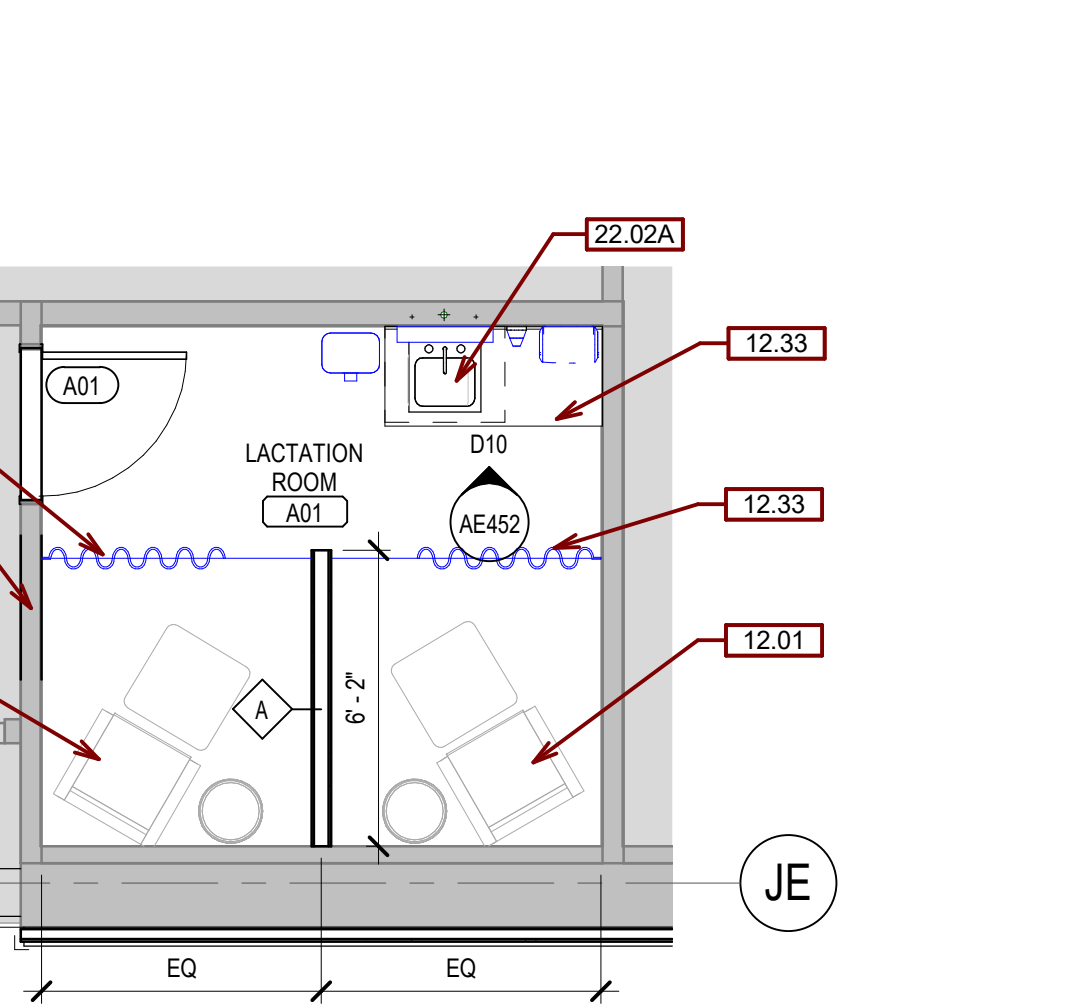
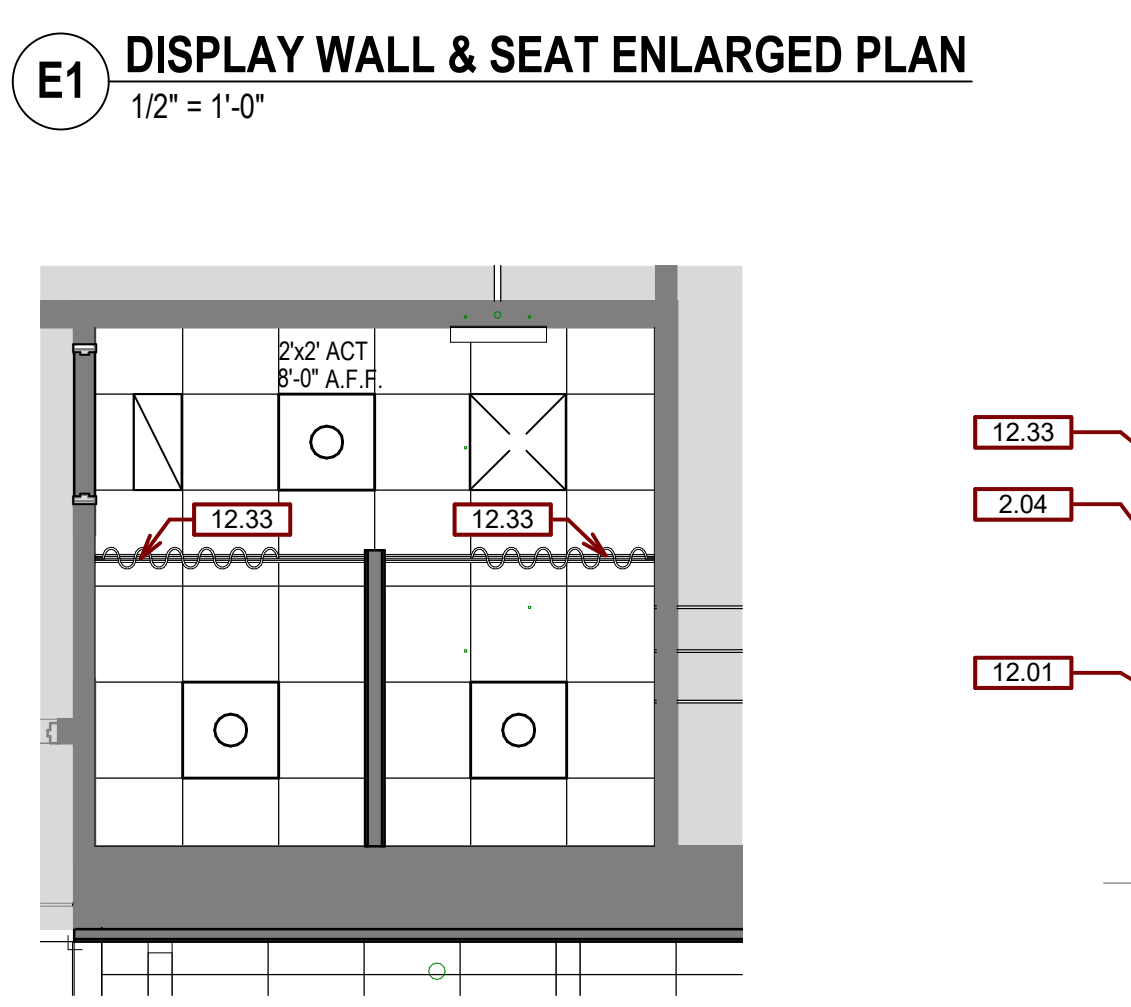
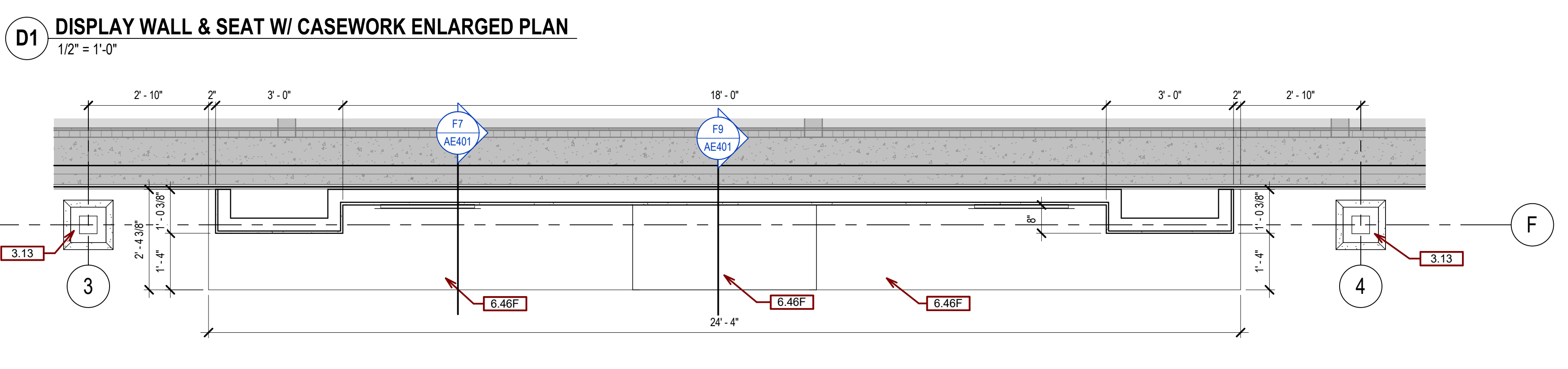
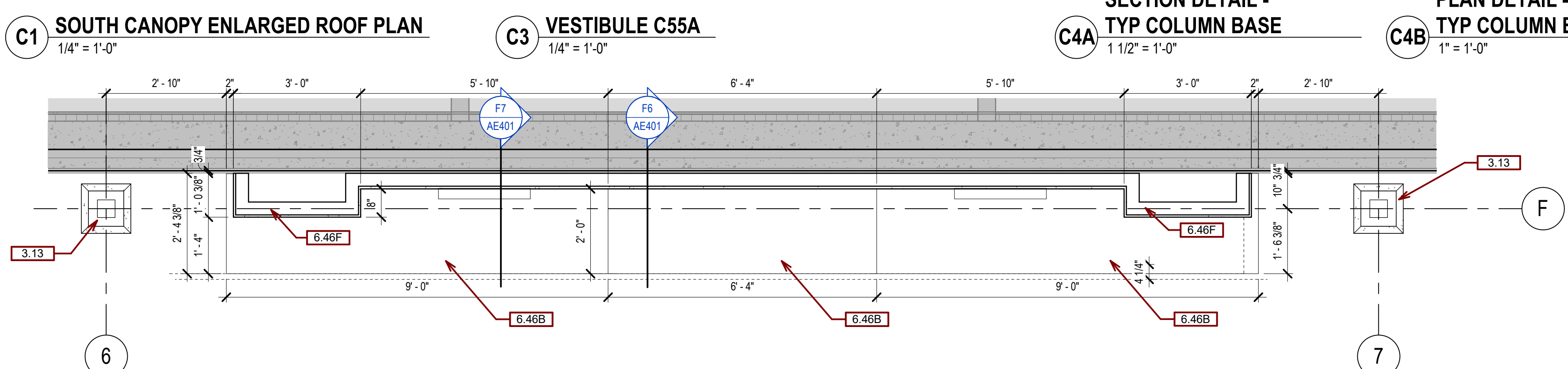
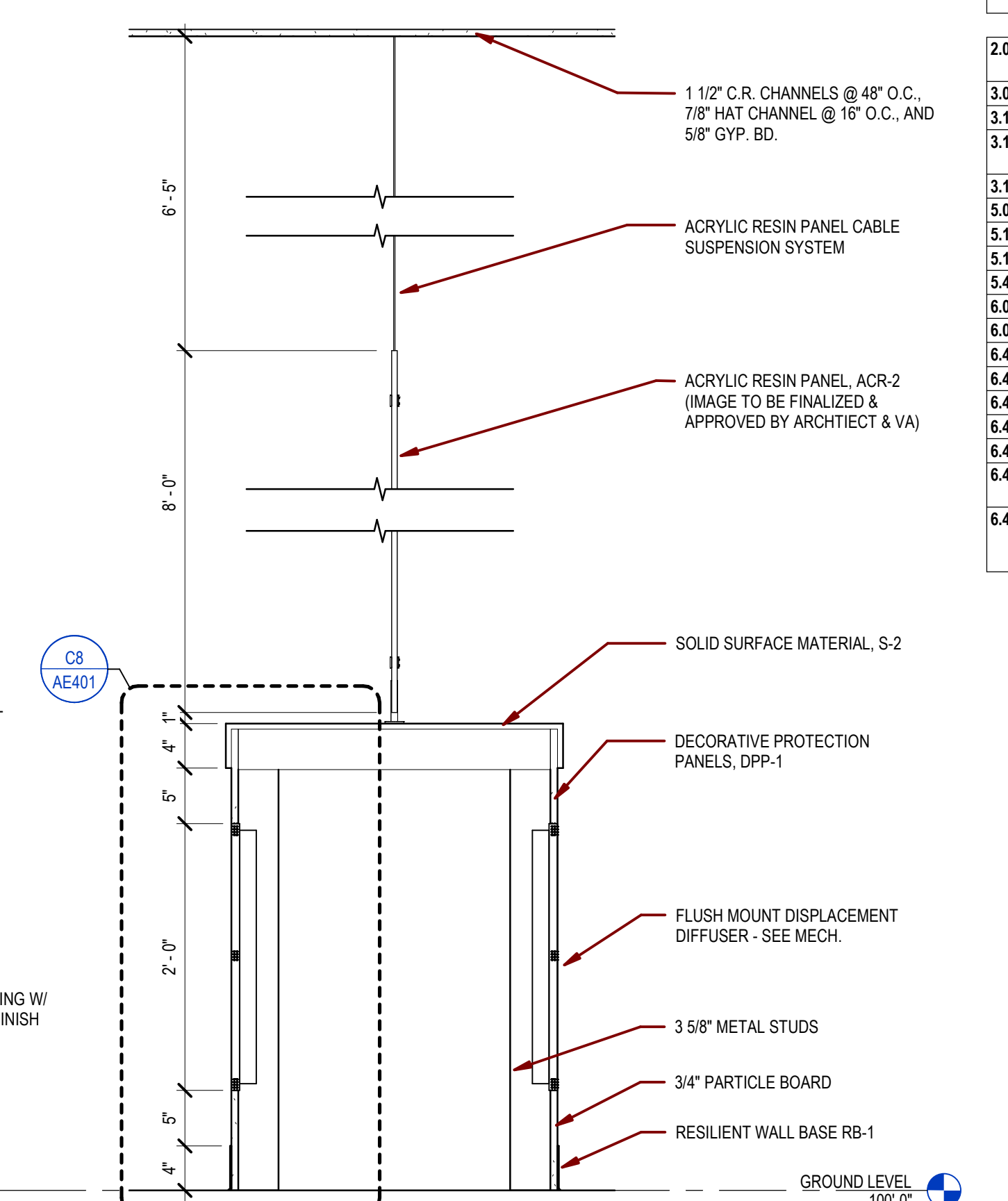
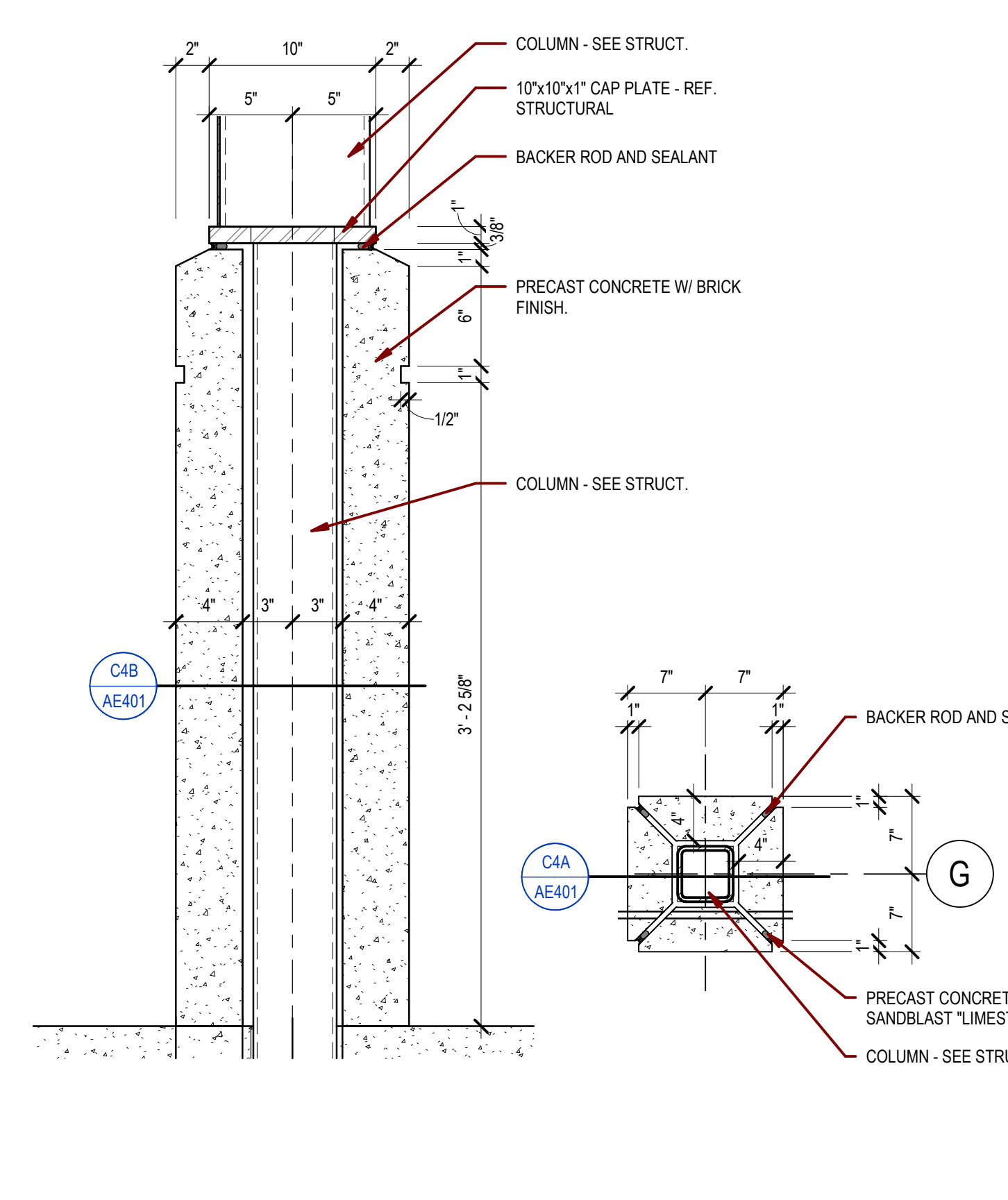
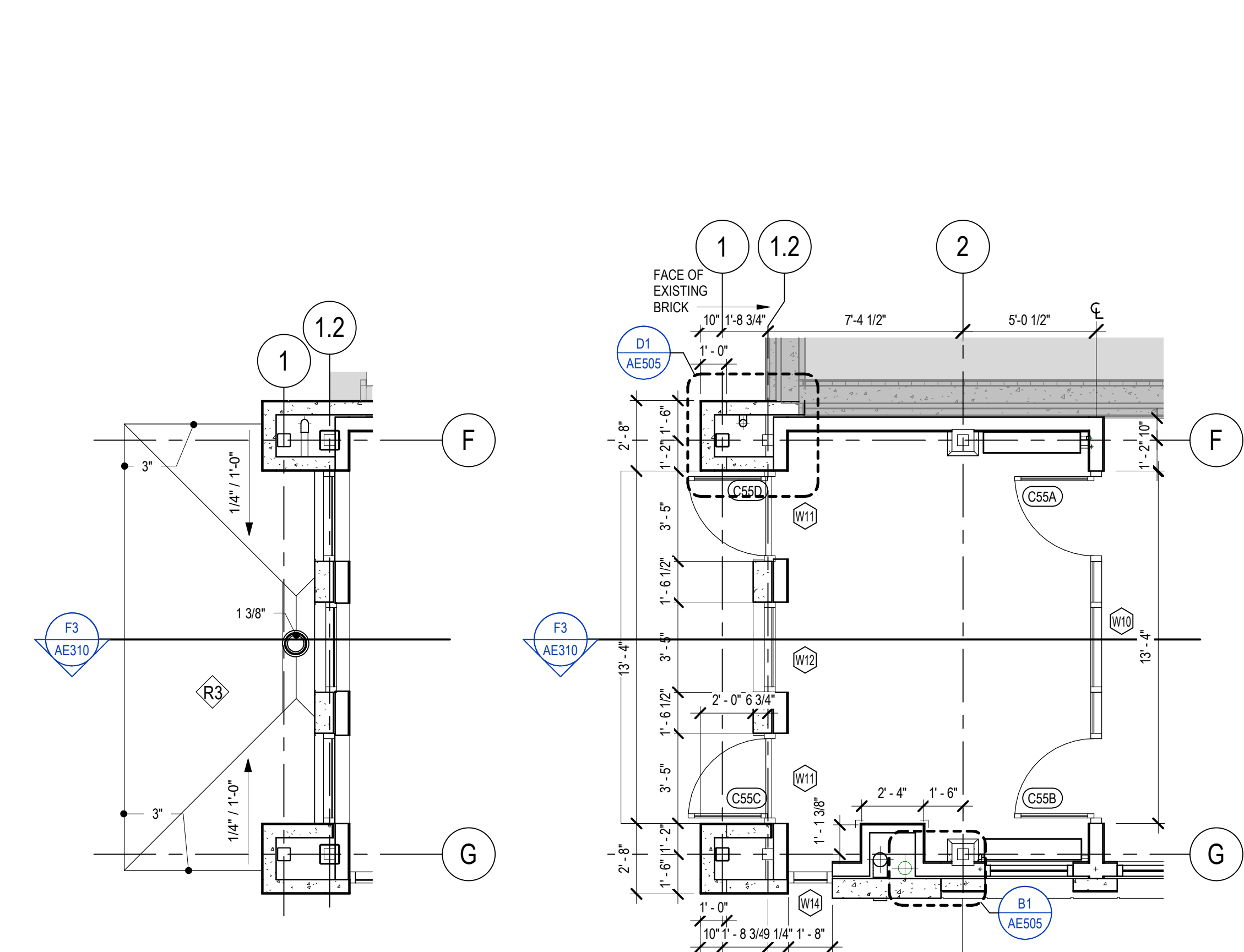
WALL TYPES

TYPE	DESCRIPTION	INDICATED THUS ON FLOOR PLANS
A1	- 1 HR RATED: 5/8" G.W.B., 2x4 WD STUD, 5/8" G.W.B.	◊
A	- NON-RATED: 5/8" G.W.B., 2x4 WD STUD, 5/8" G.W.B.	◊
AA	- NON-RATED: 5/8" G.W.B., 2x4 WD STUD, 5/8" G.W.B.	◊
B1	- 1 HR RATED: 5/8" G.W.B., 2x6 WD STUD, 5/8" G.W.B.	◊
B2	- 2 HR RATED: 2 (5/8" G.W.B.), 2x6 WD STUD, 2 (5/8" G.W.B.)	◊
B	- NON-RATED: 5/8" G.W.B., 2x6 WD STUD, 5/8" G.W.B.	◊
BA	- NON-RATED: 5/8" G.W.B., 2x6 WD STUD	◊
C1	- 1 HR RATED: 5/8" G.W.B., 2x6 WD STUD, 1/2" RESIL CHAN, 5/8" G.W.B.	◊
C	- NON-RATED: 5/8" G.W.B., 2x6 WD STUD, 1/2" RESIL CHAN, 5/8" G.W.B.	◊
D1	- 1 HR RATED: 2 (5/8" G.W.B.), 2x4 WD STUD (STAGGERED), 1/2" RESIL CHAN, 5/8" G.W.B.	◊
D	- NON-RATED: 2 (5/8" G.W.B.), 2x4 WD STUD (STAGGERED), 1/2" RESIL CHAN, 5/8" G.W.B.	◊
F	- NON-RATED: 5/8" G.W.B., 1 5/8" MTL STUD	◊

NOTE: SEE SHEET A-601 FOR MORE DESCRIPTION OF WALL TYPE

SGA KEYNOTES	KEYNOTE TEXT
2.04	REMOVE WINDOW & FRAME, INFILL TO MATCH EXISTING WALL.
3.01A	4" CONCRETE SLAB.
3.10H	PRECAST CONCRETE W/ BRICK FINISH.
3.10J	PRECAST CONCRETE CLADDING W/ SANDBLAST LIMESTONE FINISH.
3.13	PRECAST COLUMN BASE. SEE C4AE401
5.02	COLUMN - SEE STRUCT.
5.11A	3 5/8" METAL STUDS
5.11C	2 1/2" METAL STUDS
5.47	10"x10"x1" CAP PLATE - REF. STRUCTURAL
6.01A	2x4 WOOD MEMBER
6.02A	3/4" PLYWOOD
6.42A	PL-2 FINISH ON 3/4" PART. BD., EXTERIOR
6.42B	MELAMINE FINISH ON PART. BD., INTERIOR
6.42C	PULL TYP. REF. SPEC.
6.46B	SOLID SURFACE COUNTERTOP, S-2
6.46F	SOLID SURFACE MATERIAL, S-2
6.47A	1" ADJ. SHELVES SUPPORTED BY 32MM SYSTEM
6.49B	ACRYLIC RESIN PANEL, ACR-2 (IMAGE TO BE FINALIZED & APPROVED BY ARCHITECT & VA)

SGA KEYNOTES	KEYNOTE TEXT
6.49C	ACRYLIC RESIN PANEL CABLE SUSPENSION SYSTEM
6.50A	1X BLOCKING AS REQ'D.
6.53	3/4" PARTICLE BOARD
6.54	1/2" PARTICLE BOARD
6.65A	DECORATIVE PROTECTION PANELS, DPP-1
6.65B	DECORATIVE PROTECTION PANELS, DPP-2
6.80	WOOD BLOCKING
7.30A	BACKER ROD AND SEALANT
9.09C	RESILIENT WALL BASE RB-1
9.20F	1 1/2" C.R. CHANNELS @ 48" O.C., 7/8" HAT CHANNEL @ 18" O.C., AND 5/8" GYP. BD.
12.01	FURNITURE, VA PROVIDED & INSTALLED
12.32A	ROYAL C. JOHNSON MEMORIAL PLAQUE, VA PROVIDED, CONTRACTOR INSTALLED
12.33	PRIVACY CURTAIN WITH TRACK, SEE SCHED.
22.02A	SINGLE BASIN STAINLESS STEEL SINK.
23.06A	FLUSH MOUNT DISPLACEMENT DIFFUSER - SEE MECH.
26.01	LIGHT FIXTURE - SEE ELEC.



Revision	Description	Date
1	ISSUE SET	06/22/2022

CONSULTANTS

ARCHITECTURAL: BWB R	STRUCTURAL: ERA	MEP: DUNHAM	CIVIL: EVS	LANDSCAPE: CONFLUENCE
--------------------------------	---------------------------	-----------------------	----------------------	---------------------------------

ARCHITECT OF RECORD
Stone Group Architects
600 E 7th Street
Sioux Falls, SD 57103
605-271-1144

ARCHITECT OF RECORD
Stone Group Architects
600 E 7th Street
Sioux Falls, SD 57103
605-271-1144

STAMP
REGISTERED ARCHITECT
D. J. ...
SOUTH DAKOTA
12-22-22

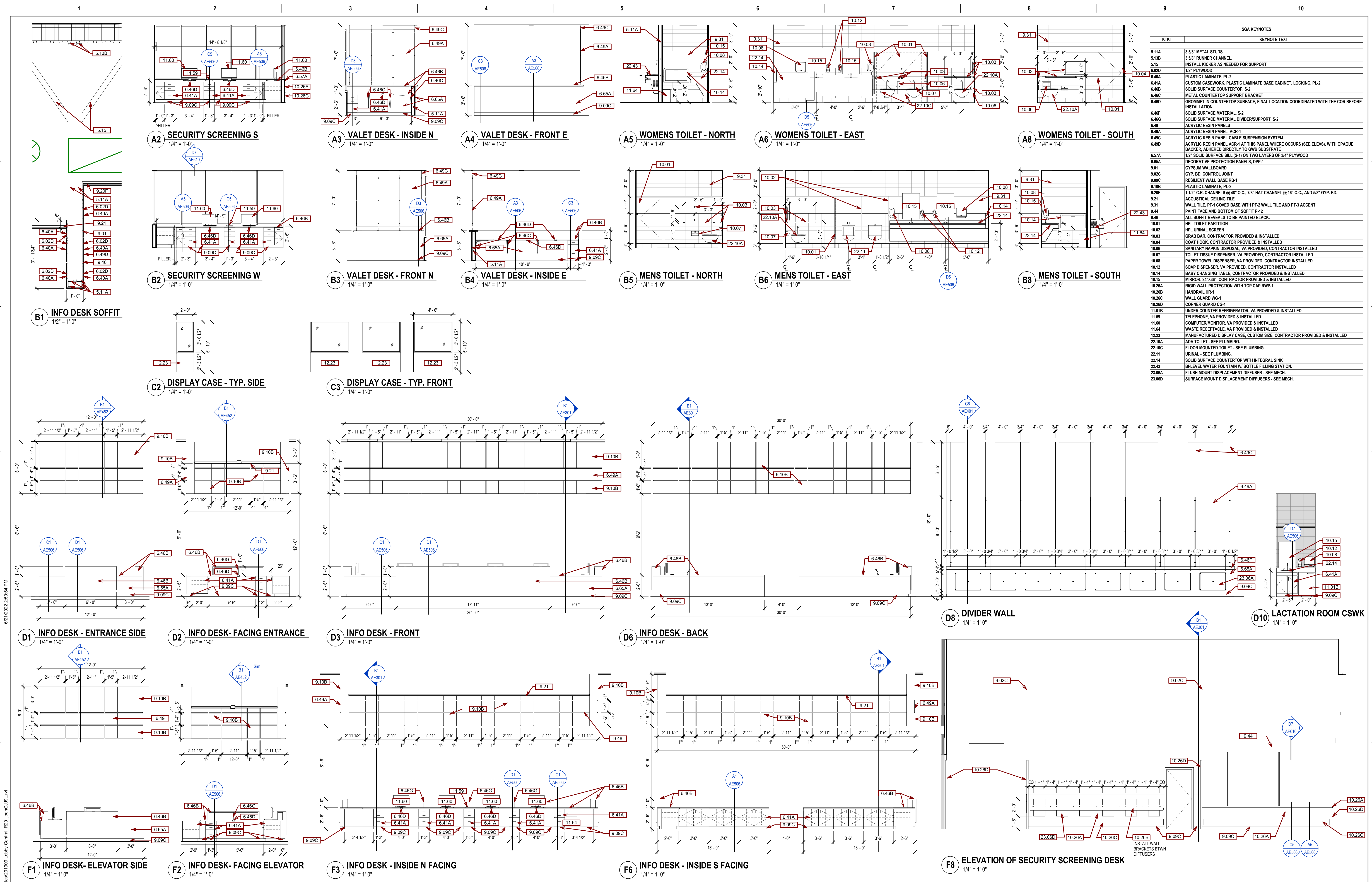
Office of Construction and Facilities Management
VA U.S. Department of Veterans Affairs

Drawing Title
ENLARGED PLANS AND DETAILS
Approved:

Phase

Project Title
NEW FRONT LOBBY AND PRIMARY CARE ADDITION
Location
SIoux FALLS, SOUTH DAKOTA
Issue Date
06/22/2022
Checked
BH
Drawn
JH / DN

Project Number
VA #438-480
SGA #201909
Building Number
5
Drawing Number
AE401



KT/KT	KEYNOTE TEXT
5.11A	3 5/8" METAL STUDS
5.15B	3 5/8" RUNNER CHANNEL
5.15	INSTALL KICKER AS NEEDED FOR SUPPORT
6.02D	1/2" PLYWOOD
6.40A	PLASTIC LAMINATE, PL-2
6.41A	CUSTOM CASEWORK, PLASTIC LAMINATE BASE CABINET, LOCKING, PL-2
6.46B	SOLID SURFACE COUNTERTOP, S-2
6.46C	METAL COUNTERTOP SUPPORT BRACKET
6.46D	GROMMET IN COUNTERTOP SURFACE, FINAL LOCATION COORDINATED WITH THE COR BEFORE INSTALLATION
6.46F	SOLID SURFACE MATERIAL, S-2
6.46G	SOLID SURFACE MATERIAL DIVIDER/SUPPORT, S-2
6.49	ACRYLIC RESIN PANELS
6.49A	ACRYLIC RESIN PANEL, ACR-1
6.49C	ACRYLIC RESIN PANEL CABLE SUSPENSION SYSTEM
6.49D	ACRYLIC RESIN PANEL ACR-1 AT THIS PANEL WHERE OCCURS (SEE ELEV), WITH OPAQUE BACKER, ADHERED DIRECTLY TO GWB SUBSTRATE
6.57A	1/2" SOLID SURFACE SILL (S-1) ON TWO LAYERS OF 3/4" PLYWOOD
6.65A	DECORATIVE PROTECTION PANELS, DPP-1
9.01	GYP/UM WALL BOARD
9.02C	GYP/BS CONTROL JOINT
9.09C	RESILIENT WALL BASE RB-1
9.10B	PLASTIC LAMINATE, PL-2
9.20F	1 1/2" C.R. CHANNELS @ 48" O.C., 7/8" HAT CHANNEL @ 16" O.C., AND 5/8" GYP. BD.
9.21	ACOUSTICAL CEILING TILE
9.31	WALL TILE, PT-1 COVERED BASE WITH PT-2 WALL TILE AND PT-3 ACCENT
9.44	PAINT FACE AND BOTTOM OF SOFFIT P-12
9.46	ALL SOFFIT REVEALS TO BE PAINTED BLACK
10.01	HPL TOILET PARTITION
10.02	HPL URINAL SCREEN
10.03	GRAB BAR, CONTRACTOR PROVIDED & INSTALLED
10.04	COAT HOOK, CONTRACTOR PROVIDED & INSTALLED
10.06	SANITARY NAPKIN DISPOSAL, VA PROVIDED, CONTRACTOR INSTALLED
10.07	TOILET TISSUE DISPENSER, VA PROVIDED, CONTRACTOR INSTALLED
10.08	PAPER TOWEL DISPENSER, VA PROVIDED, CONTRACTOR INSTALLED
10.12	SOAP DISPENSER, VA PROVIDED, CONTRACTOR INSTALLED
10.14	BABY CHANGING TABLE, CONTRACTOR PROVIDED & INSTALLED
10.15	MIRROR, 24"X36", CONTRACTOR PROVIDED & INSTALLED
10.26A	RIGID WALL PROTECTION WITH TOP CAP RWP-1
10.26B	HANDRAIL HR-1
10.26C	WALL GUARD WG-1
10.26D	CORNER GUARD CG-1
11.01B	UNDER COUNTER REFRIGERATOR, VA PROVIDED & INSTALLED
11.59	TELEPHONE, VA PROVIDED & INSTALLED
11.60	COMPUTER MONITOR, VA PROVIDED & INSTALLED
11.64	WASTE RECEPTACLE, VA PROVIDED & INSTALLED
12.23	MANUFACTURED DISPLAY CASE, CUSTOM SIZE, CONTRACTOR PROVIDED & INSTALLED
22.10A	ADA TOILET - SEE PLUMBING.
22.10C	FLOOR MOUNTED TOILET - SEE PLUMBING.
22.11	URINAL - SEE PLUMBING.
22.14	SOLID SURFACE COUNTERTOP WITH INTEGRAL SINK
22.43	BI-LEVEL WATER FOUNTAIN W/ BOTTLE FILLING STATION.
23.06A	FLUSH MOUNT DISPLACEMENT DIFFUSER - SEE MECH.
23.06D	SURFACE MOUNT DISPLACEMENT DIFFUSERS - SEE MECH.

Revision	Description	Date
1	ISSUE SET	06/22/2022

CONSULTANTS

ARCHITECTURAL: BWB 380 St. Peter St Suite 600 St. Paul, MN 55102 Phone: 651-223-3701	STRUCTURAL: ERA ERICKSON ROAD ASSOCIATES 2520 University Ave W Suite 423-S St. Paul, MN 55402 Phone: 651-251-1970	MEP: DUNHAM Dunham Associates, Inc. 50 South Sixth St Suite 1100 Minneapolis, MN 55402 Phone: 612-465-7550	CIVIL: EVS 10025 Valley View Rd Suite 140 Eden Prairie, MN 55344 Phone: 952-846-0259	LANDSCAPE: CONFLUENCE 524 N Main Ave Suite 201 Sioux Falls, SD 57104 Phone: 605-339-1205
--	--	---	--	--

ARCHITECT OF RECORD

A/E:
Stone Group Architects
600 E 7th Street
Sioux Falls, SD 57103
605-271-1144

STAMP

REGISTERED ARCHITECT
STATE OF SOUTH DAKOTA
L. S. D. 22

STONE GROUP ARCHITECTS

Office of Construction and Facilities Management

VA U.S. Department of Veterans Affairs

Drawing Title
INTERIOR ELEVATIONS - AREA B

Phase

Approved:

Project Title
NEW FRONT LOBBY AND PRIMARY CARE ADDITION

Location
SIOUX FALLS, SOUTH DAKOTA

Issue Date
06/22/2022

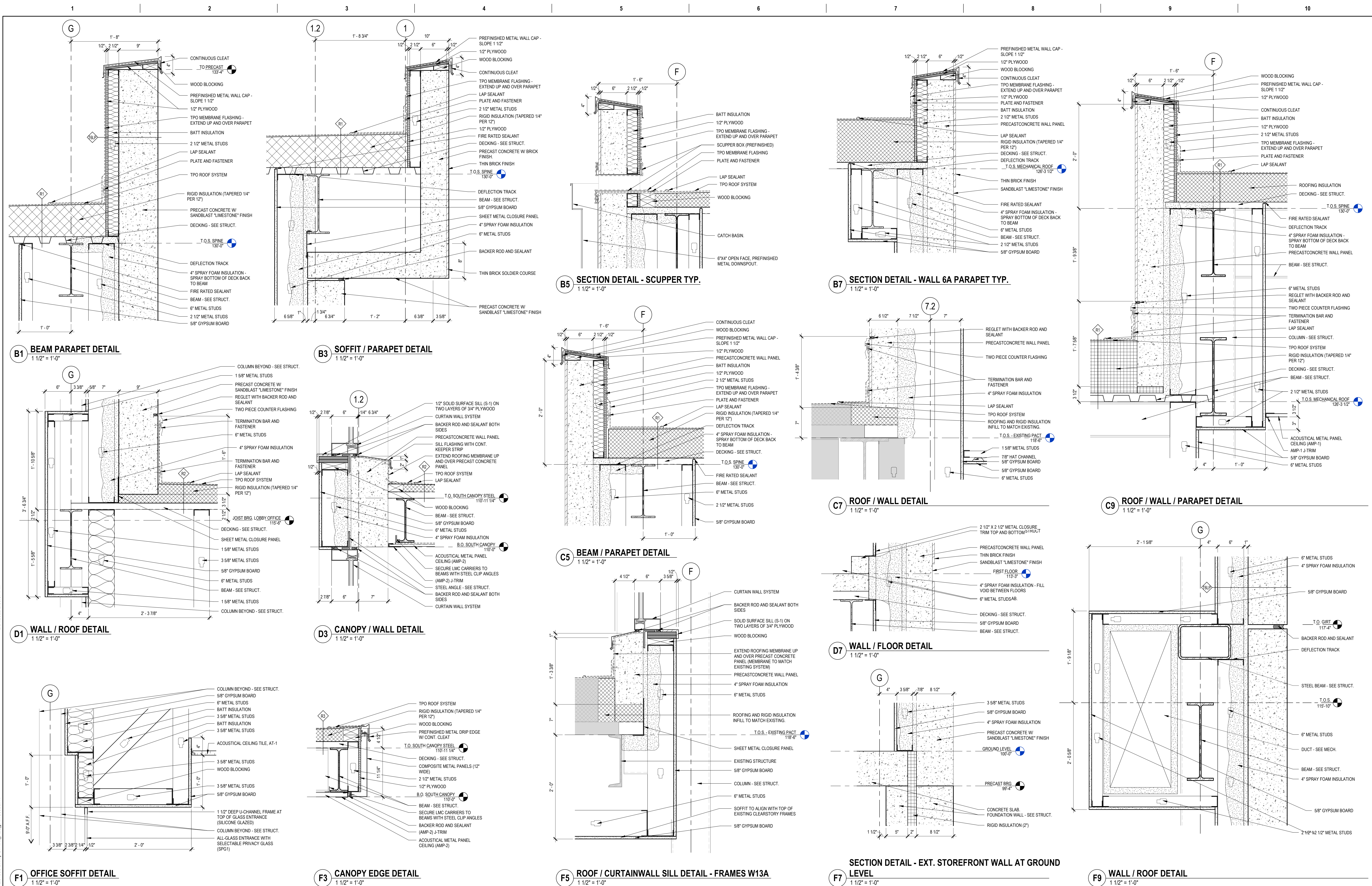
Checked
BH

Drawn
JH / DN

Project Number
VA #438-480
SGA #201909

Building Number
5

Drawing Number
AE452



CONSULTANTS

ARCHITECTURAL: BWB 380 St. Peter St Suite 600 St. Paul, MN 55102 Phone: 651-223-3701	STRUCTURAL: ERA Erickson Roof Associates 2250 University Ave W Suite 423-S St. Paul, MN 55402 Phone: 651-251-1970	MEP: DUNHAM Dunham Associates, Inc. 50 South Sixth St Suite 1100 Minneapolis, MN 55402 Phone: 612-465-7350	CIVIL: EVS 10025 Valley View Rd Suite 140 Eden Prairie, MN 55344 Phone: 952-846-0269	LANDSCAPE: CONFLUENCE 224 N Main Ave Suite 201 Sioux Falls, SD 57104 Phone: 605-339-1205
--	--	---	--	--

ARCHITECT OF RECORD

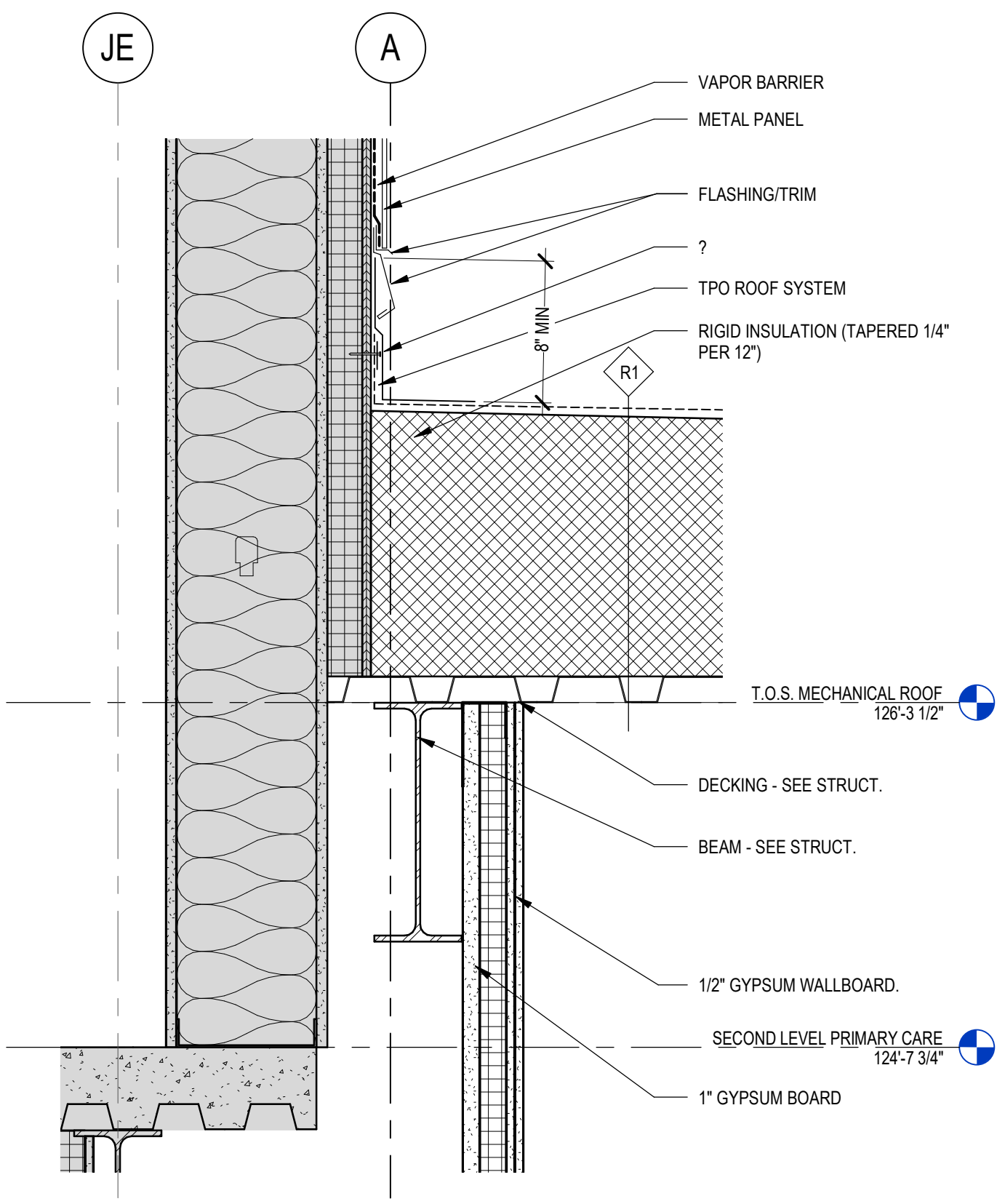
A/E: Stone Group Architects 600 E 7th Street Sioux Falls, SD 57103 605-271-1144	STAMP: REGISTERED ARCHITECT JODI ANDERSON SOUTH DAKOTA 12-22-22
--	--

Office of Construction and Facilities Management

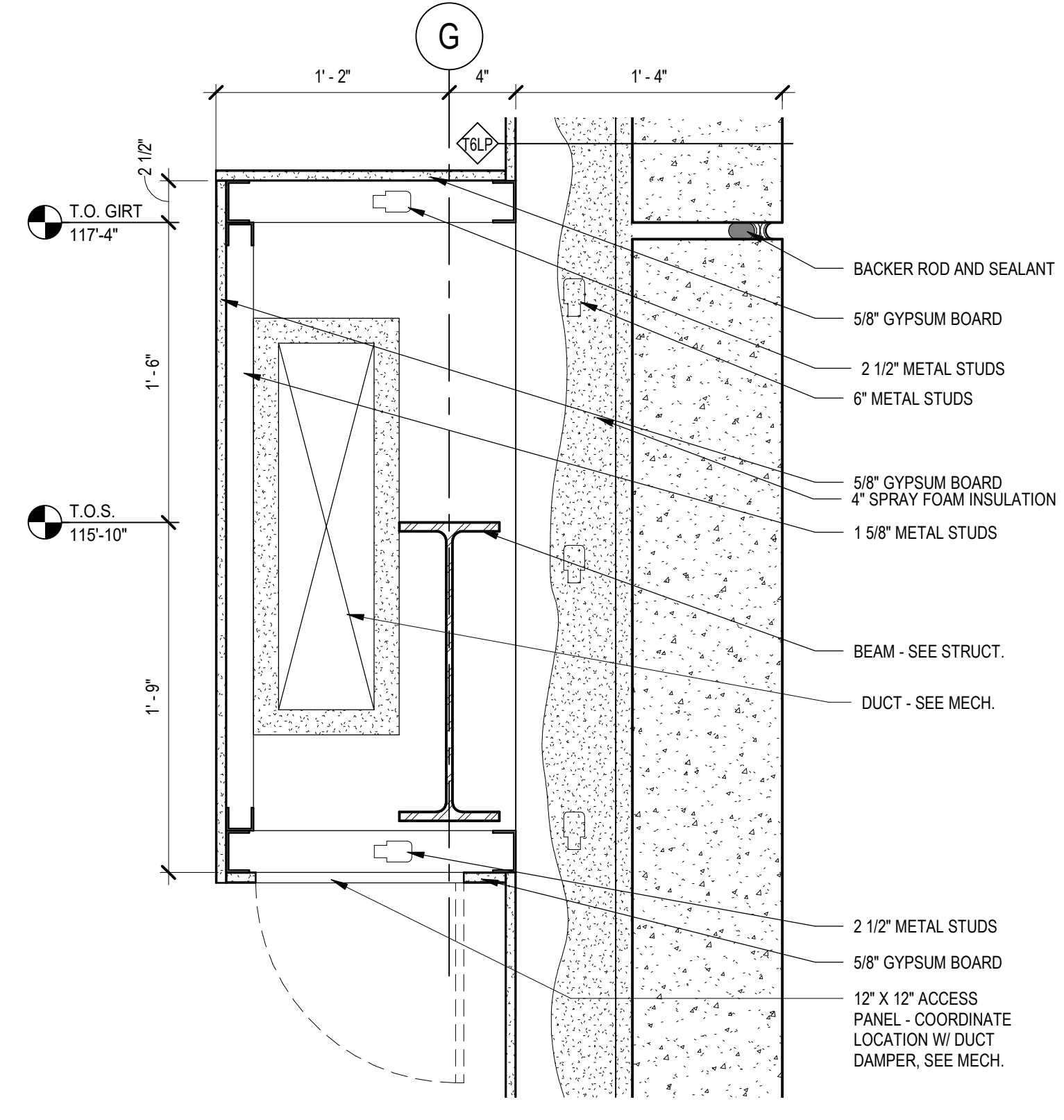
U.S. Department of Veterans Affairs

Drawing Title: DETAILS	Phase:
Approved:	

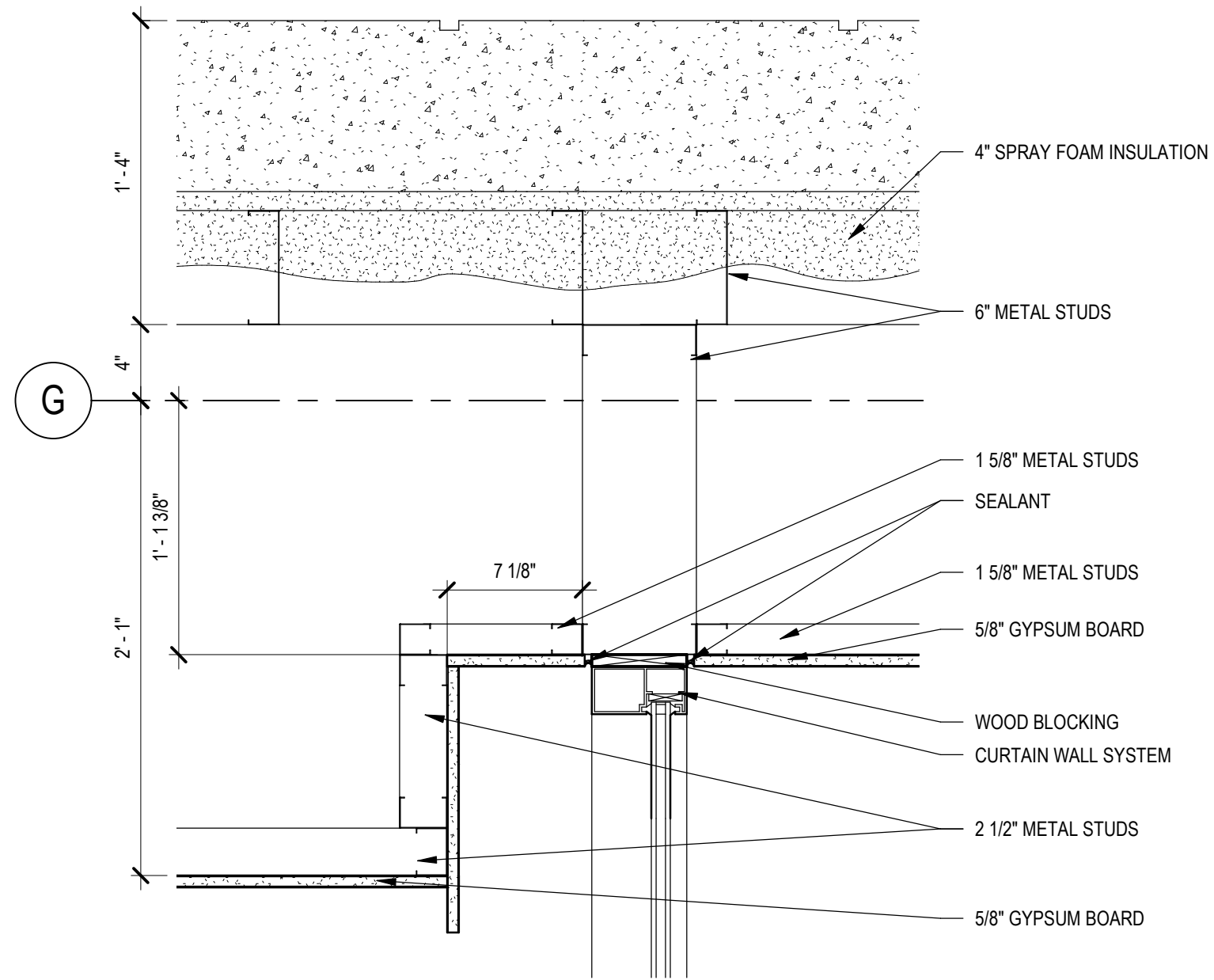
Project Title: NEW FRONT LOBBY AND PRIMARY CARE ADDITION	Project Number: VA #438-480 SGA #201909
Location: SIOUX FALLS, SOUTH DAKOTA	Building Number: 5
Issue Date: 06/22/2022	Drawing Number: AE501
Checked: BH	Drawn: JH / DN



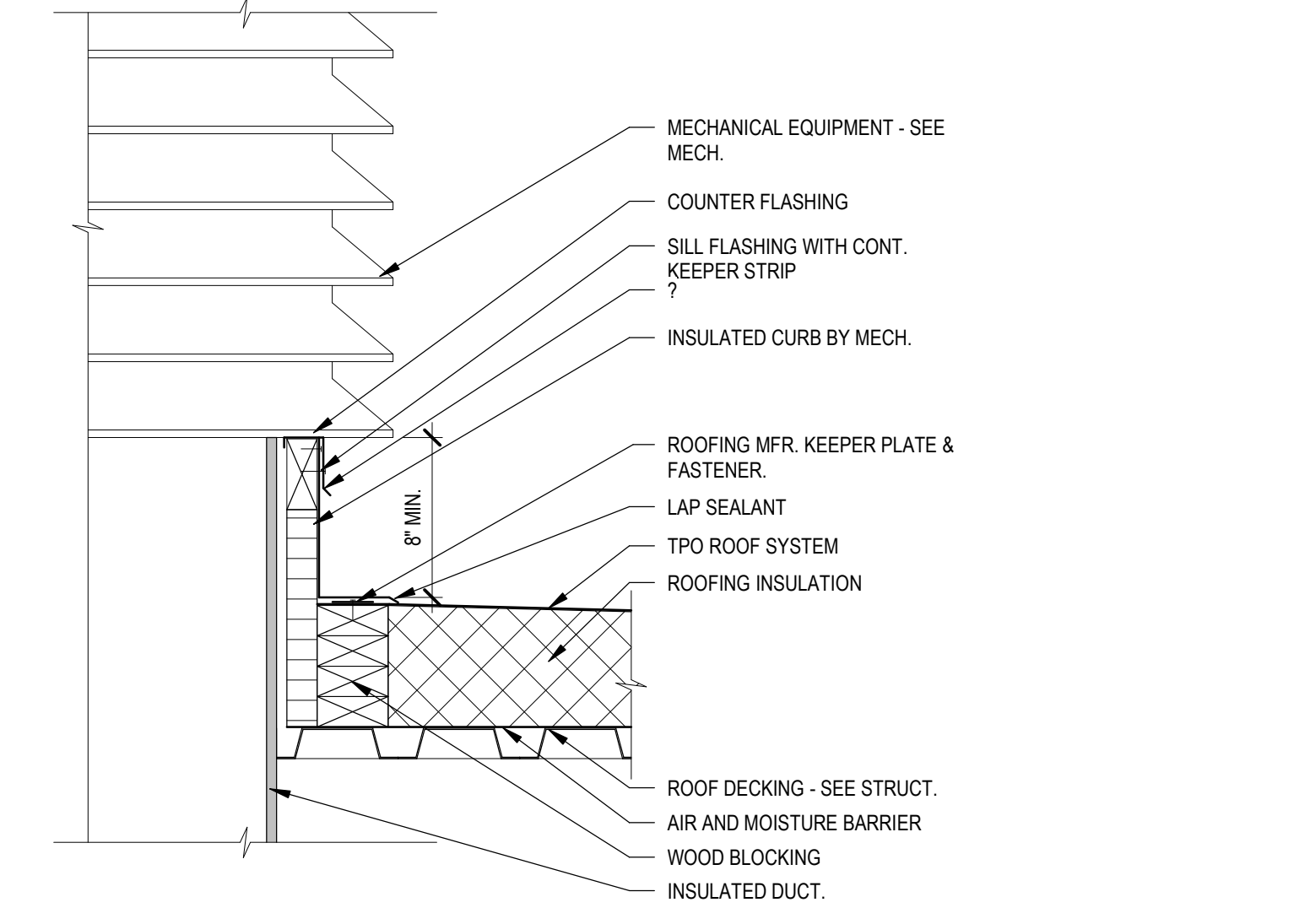
C1 SECTION DETAIL - ROOF FLASHING AT EXISTING & LOBBY CORRIDOR
1 1/2" = 1'-0"



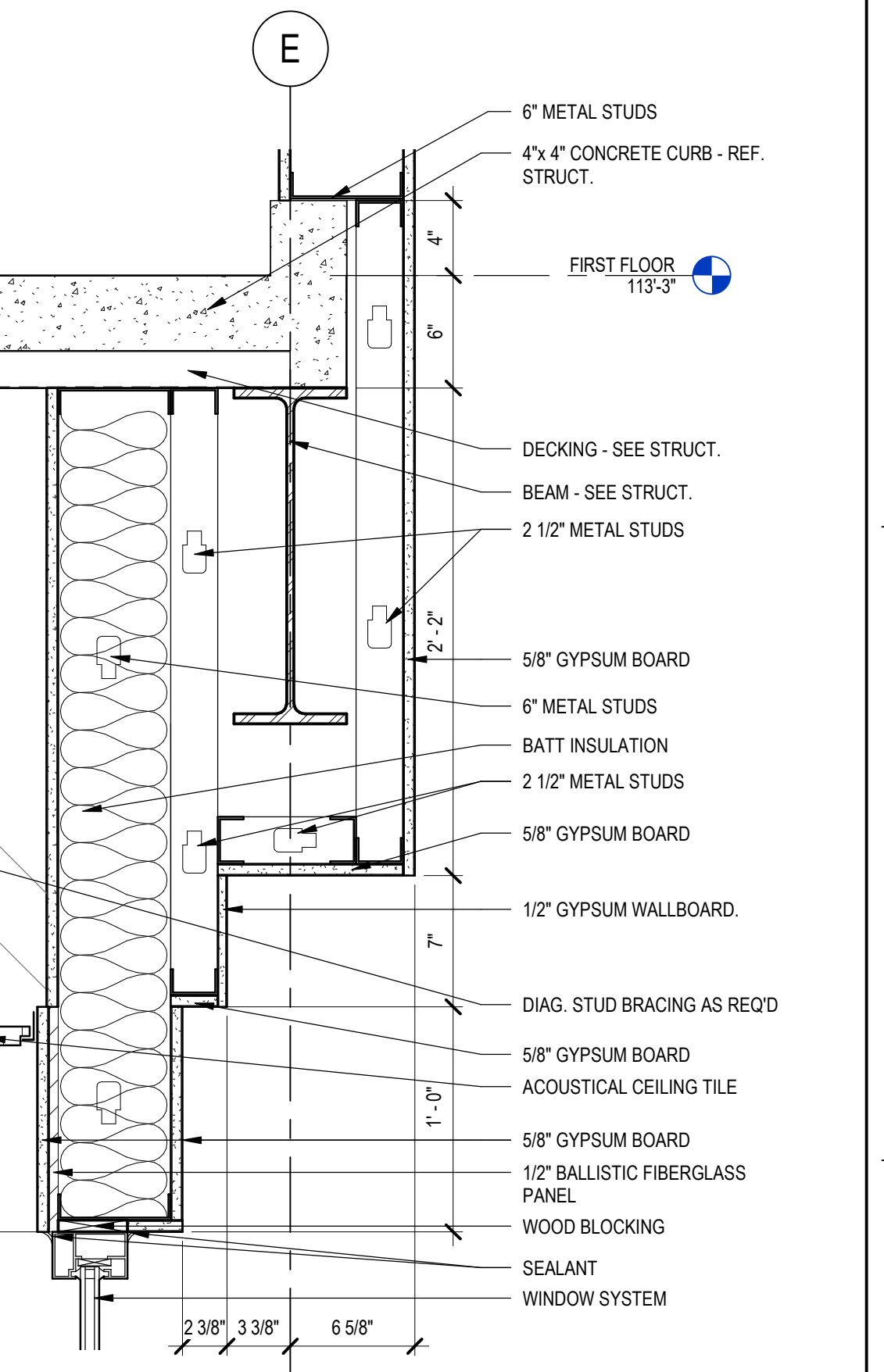
C3 SECTION DETAIL - VEST C55A - EAST SOFFIT
1 1/2" = 1'-0"



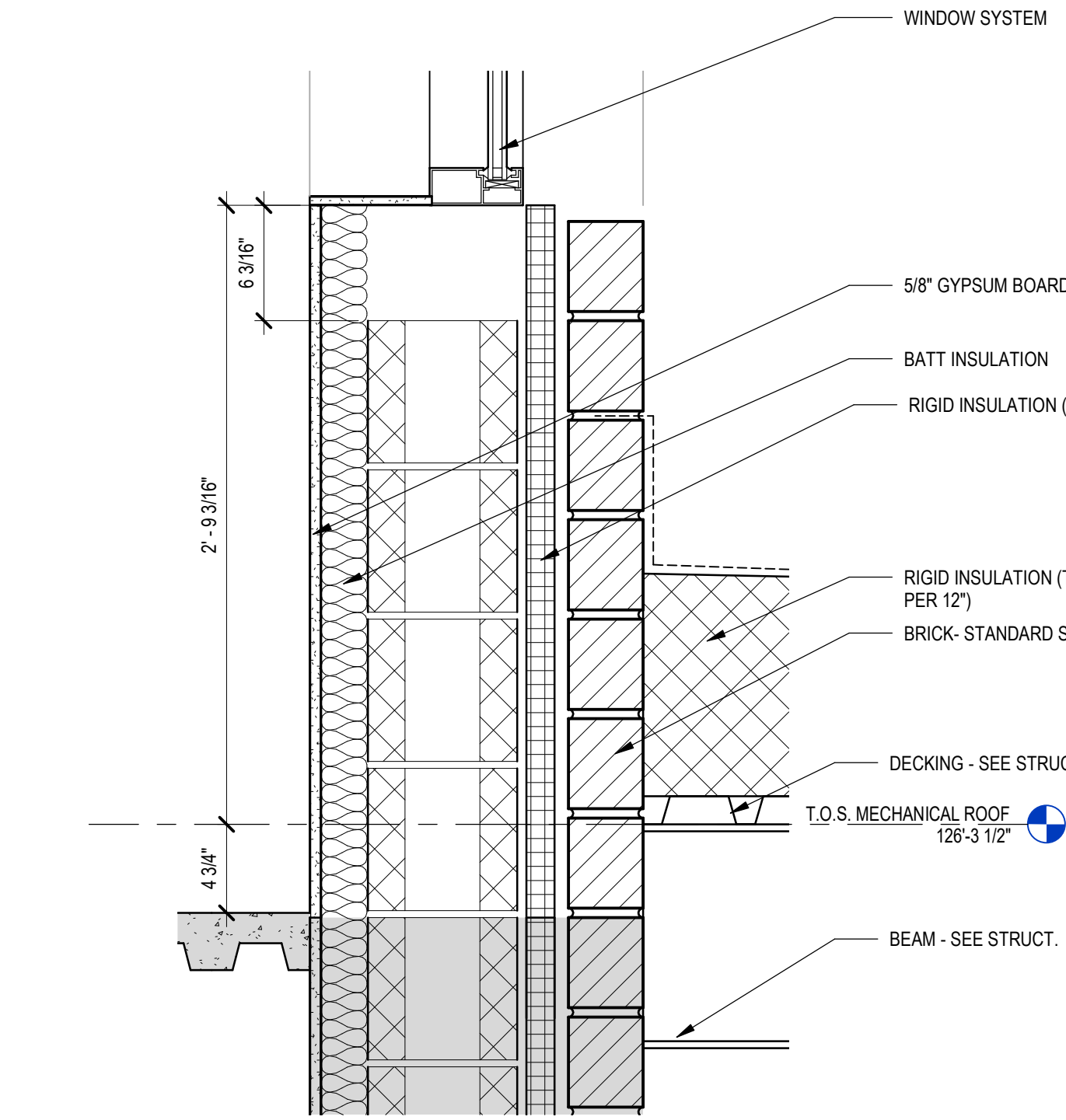
B5 PLAN DETAIL - SOFFIT RETURN AT SOUTH VESTIBULE
1 1/2" = 1'-0"



B7 SECTION DETAIL - MECHANICAL CURB OPENING FLASHING
1 1/2" = 1'-0"



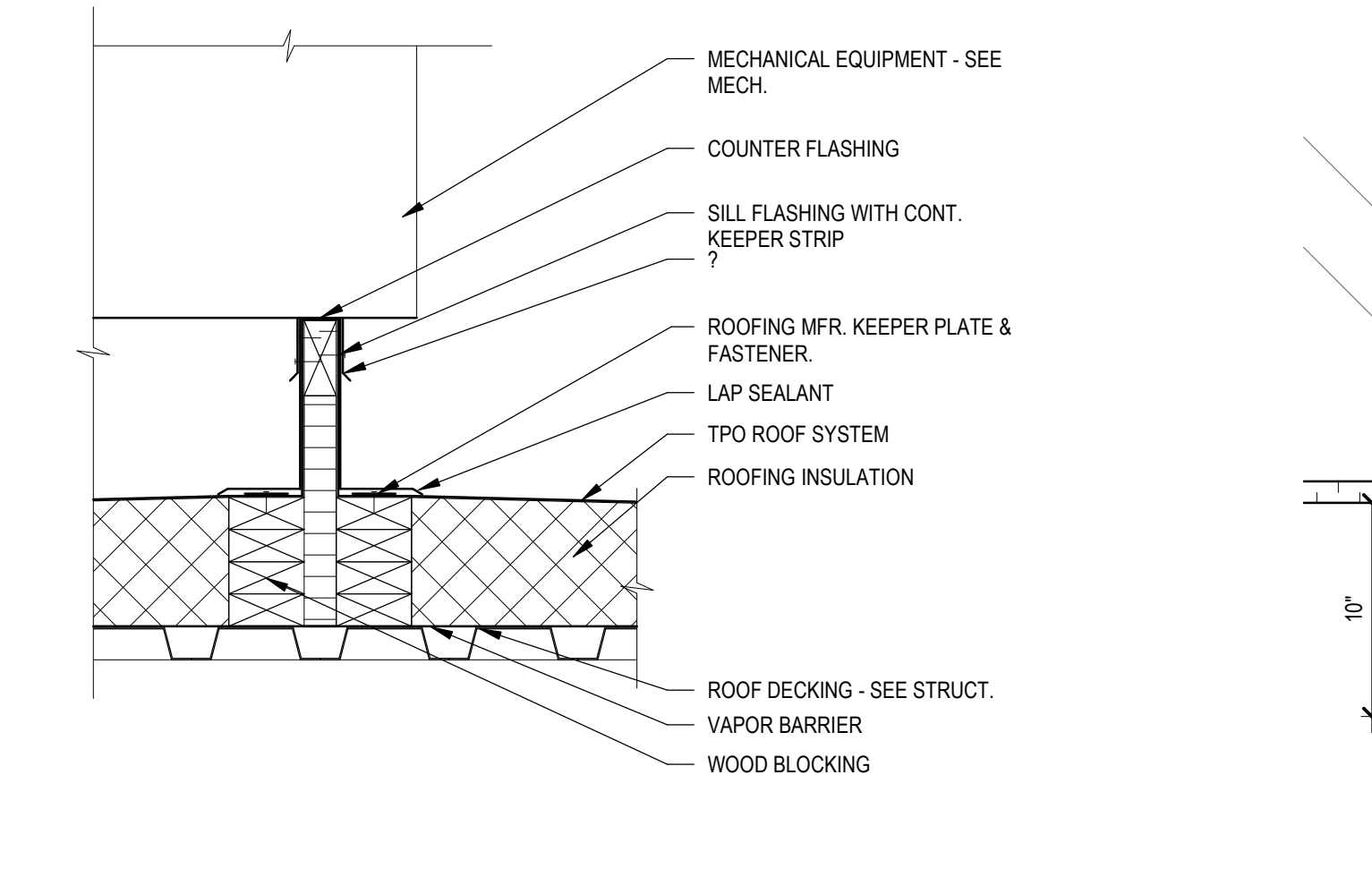
D9 SECURITY OFFICE SOFFIT DETAIL
1 1/2" = 1'-0"



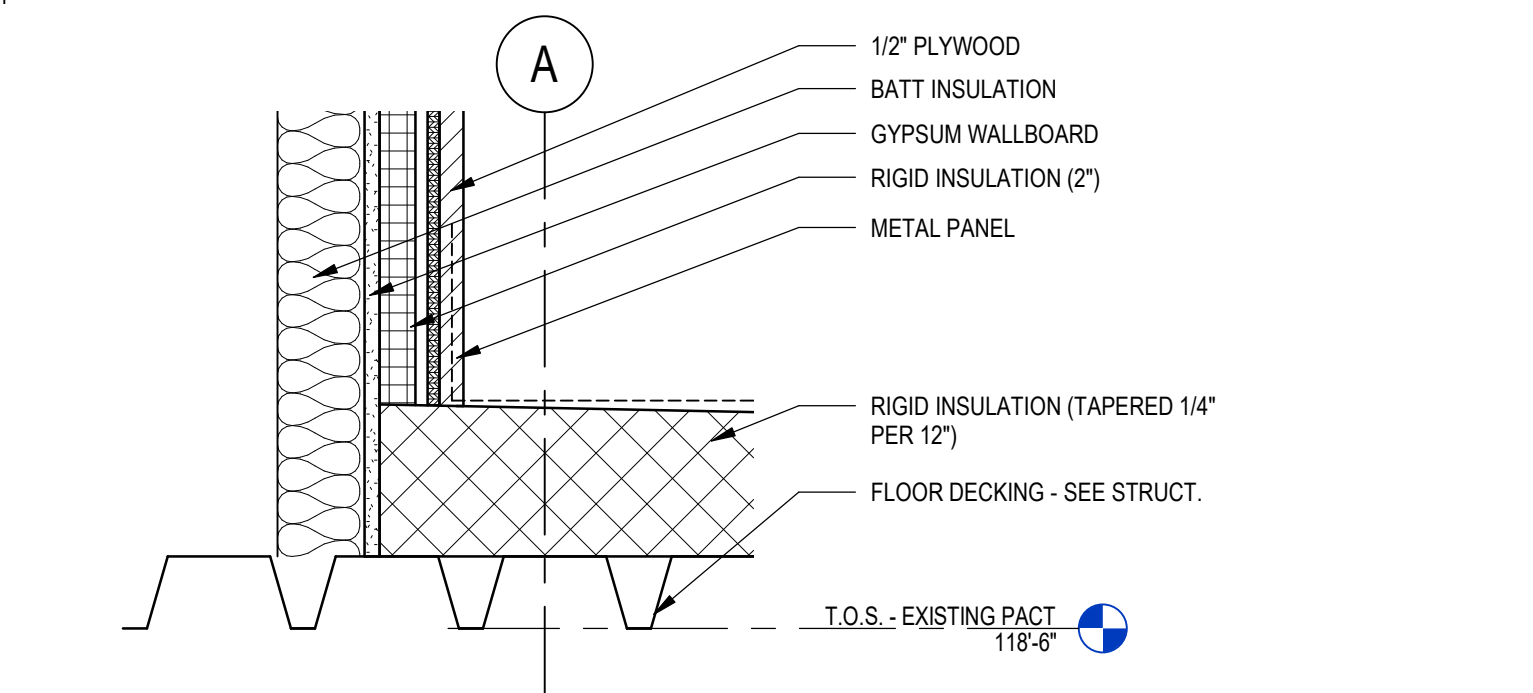
E1 SECTION DETAIL- 2HR SEPARATION WINDOW SILL- NEW
1 1/2" = 1'-0"



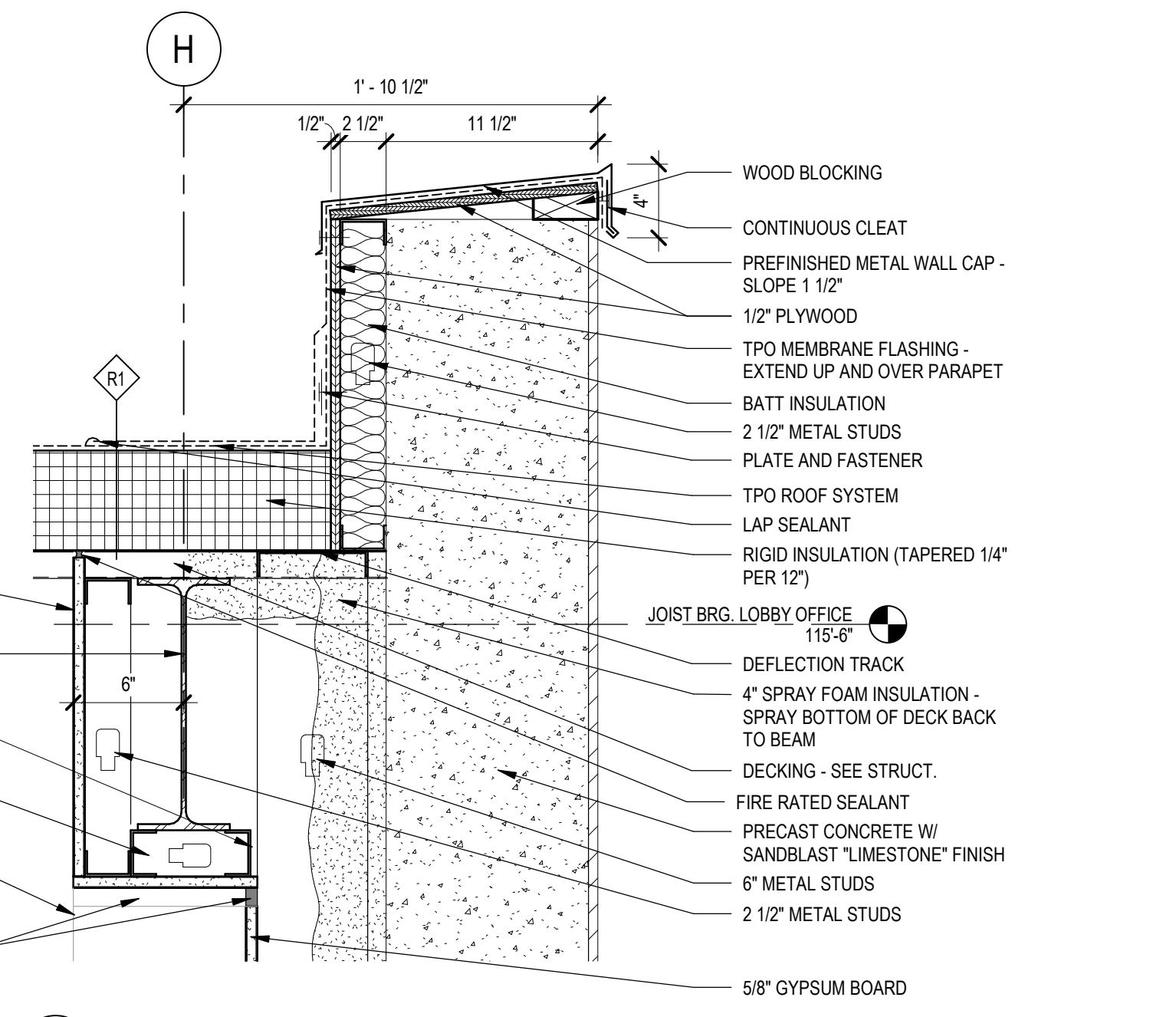
D5 BEAM/PARAPET DETAIL
1 1/2" = 1'-0"



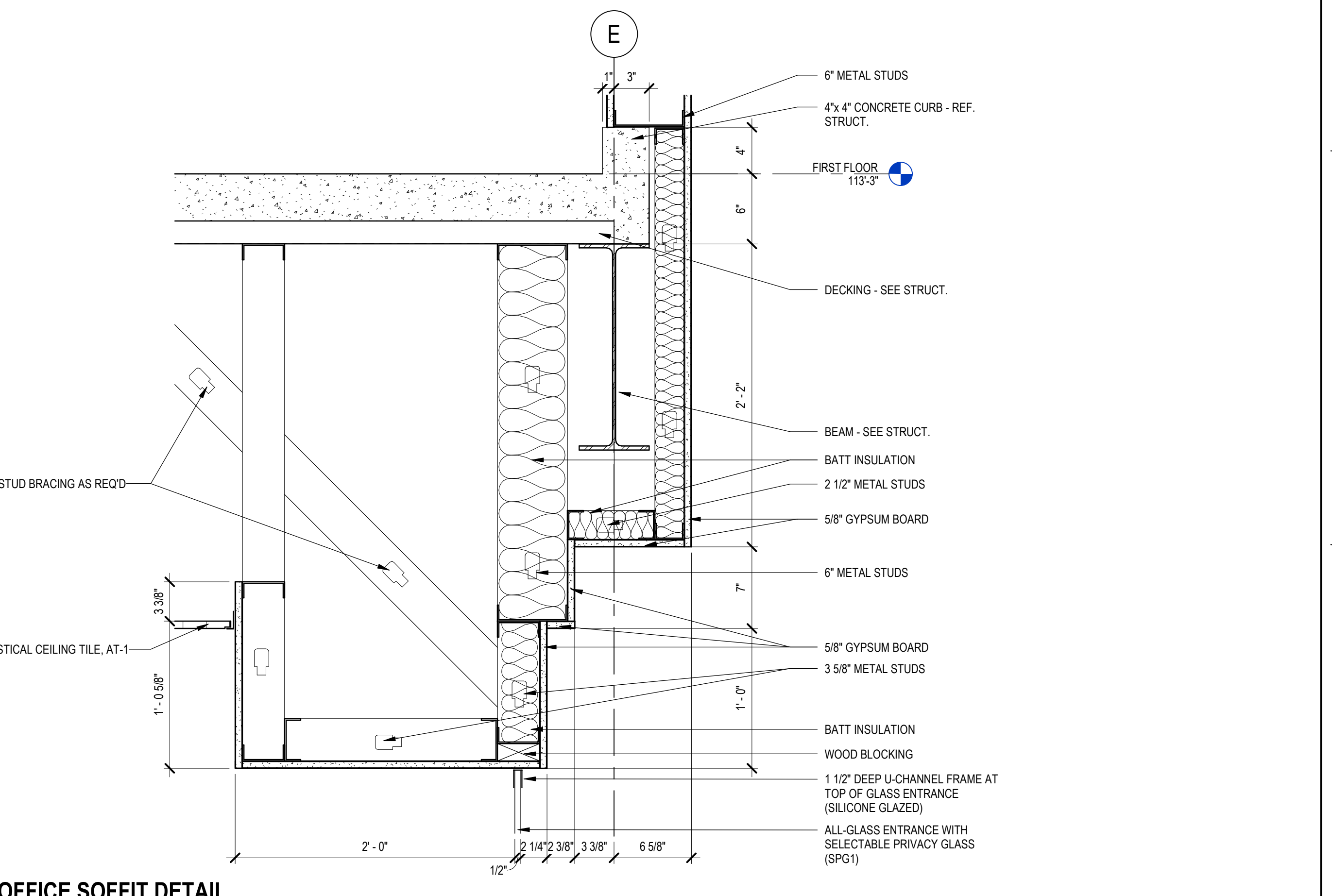
D7 SECTION DETAIL - MECHANICAL CURB FLASHING
1 1/2" = 1'-0"



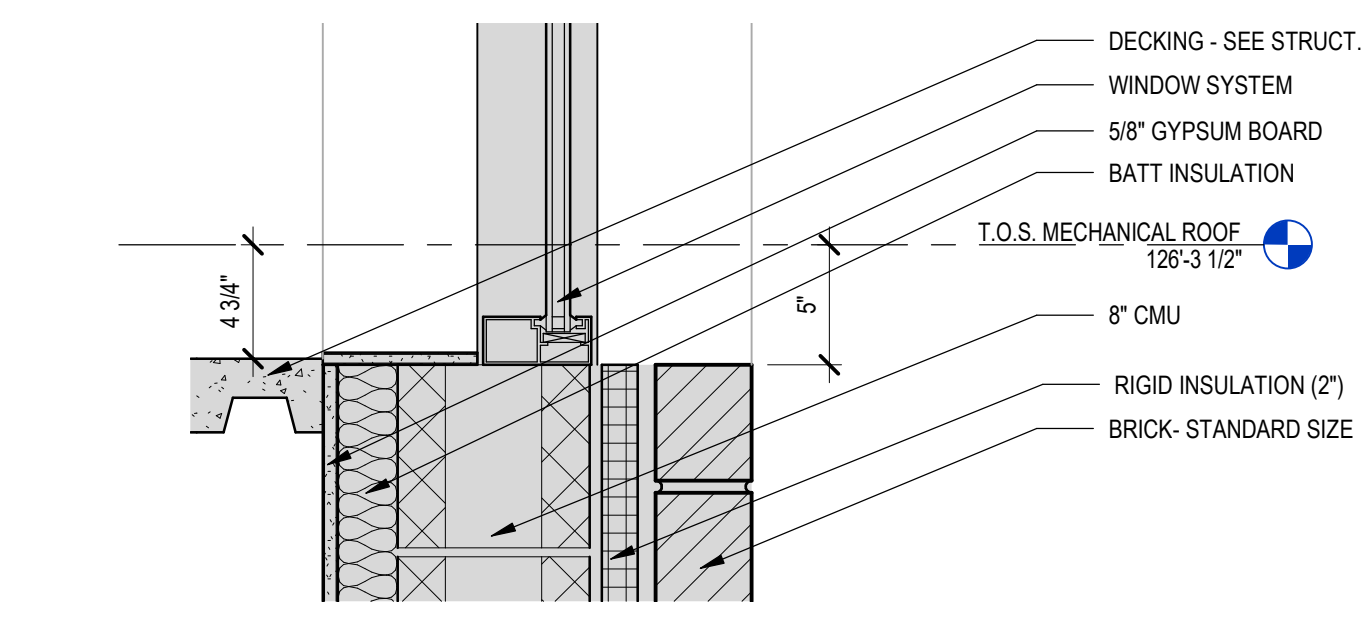
E3 SECTION DETAIL-2HR SEPARATION WALL-ELEVATOR-CORNER
1 1/2" = 1'-0"



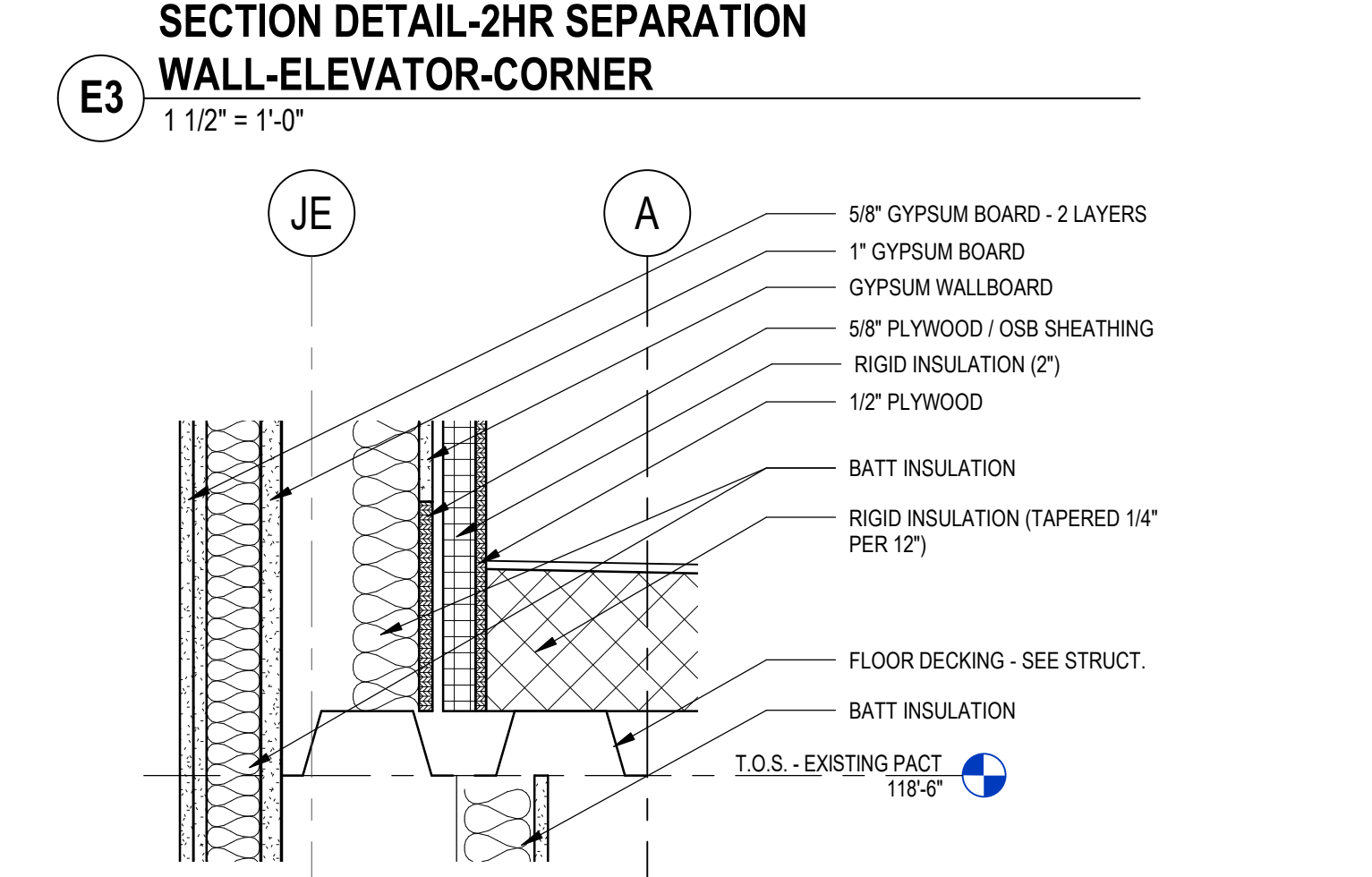
E5 TYPICAL PRECAST JOINT @ QUARTZ & LIMESTONE FINISH
1 1/2" = 1'-0"



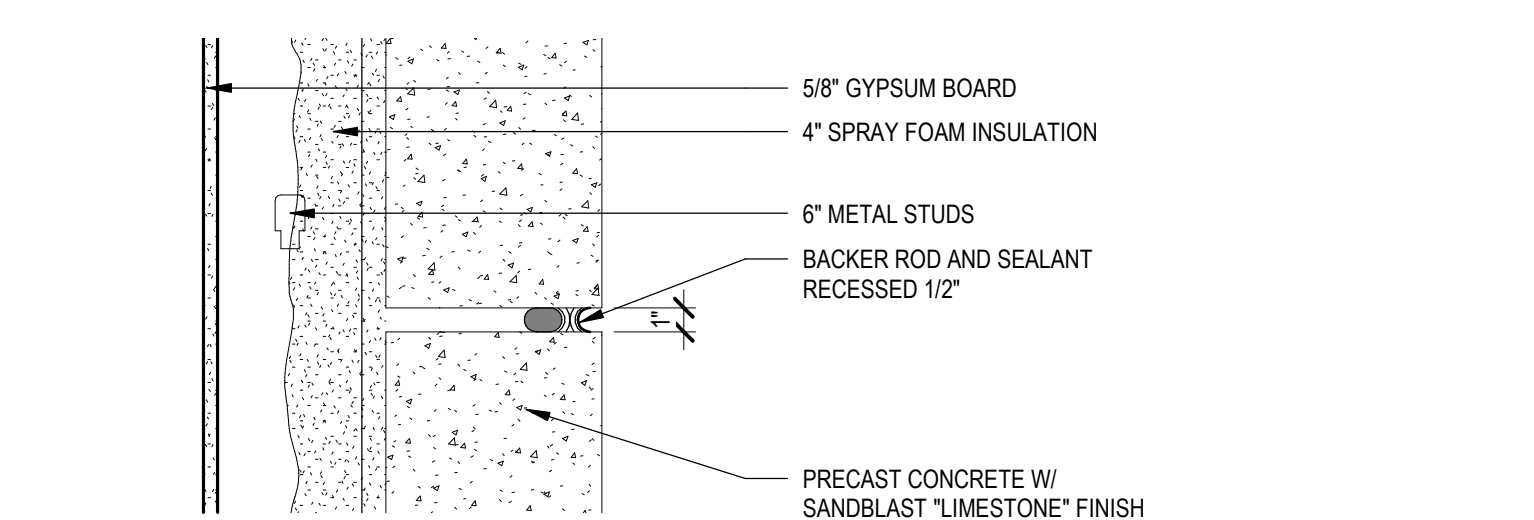
F7 OFFICE SOFFIT DETAIL
1 1/2" = 1'-0"



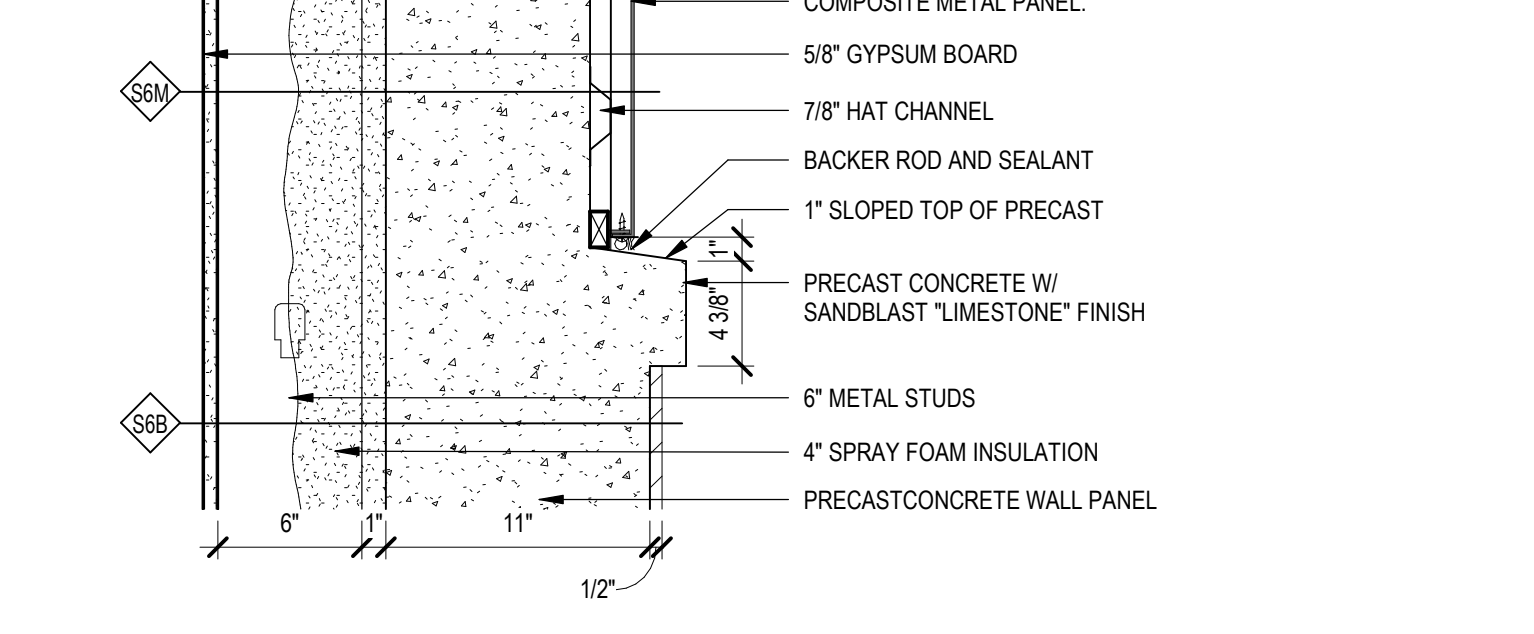
F1 SECTION DETAIL- 2HR SEPARATION WALL WDW SILL - EXISTING
1 1/2" = 1'-0"



F3 SECTION DETAIL- EPDM ROOF AND METAL DECKING
1 1/2" = 1'-0"



E5 TYPICAL PRECAST JOINT @ QUARTZ & LIMESTONE FINISH
1 1/2" = 1'-0"



F5 SECTION DETAIL - COMPOSITE METAL PANEL / SILL
1 1/2" = 1'-0"

CONSULTANTS

ARCHITECTURAL: BWB 380 St. Peter St Suite 600 St. Paul, MN 55102 Phone: 651-223-3701	STRUCTURAL: ERA 2250 University Ave W Suite 423-S St. Paul, MN 55402 Phone: 651-251-1970	MEP: DUNHAM 11000 Valley View Rd Suite 1100 Minneapolis, MN 55442 Phone: 612-665-7550	CIVIL: EVS 10025 Valley View Rd Suite 140 Eden Prairie, MN 55344 Phone: 952-646-0239	LANDSCAPE: CONFLUENCE 524 N Main Ave Suite 201 Sioux Falls, SD 57104 Phone: 605-339-1205
--	--	---	--	--

ARCHITECT OF RECORD

A/E: Stone Group Architects 600 E 7th Street Sioux Falls, SD 57103 605-271-1144	STAMP: REGISTERED ARCHITECT JODI ANDERSON 10/22/2022 SOUTH DAKOTA 06/22/2022
--	--

Office of Construction and Facilities Management

U.S. Department of Veterans Affairs

Drawing Title: DETAILS

Phase:

Project Title: NEW FRONT LOBBY AND PRIMARY CARE ADDITION

Project Number: VA #438-480 SGA #201909

Building Number: 5

Location: SIOUX FALLS, SOUTH DAKOTA

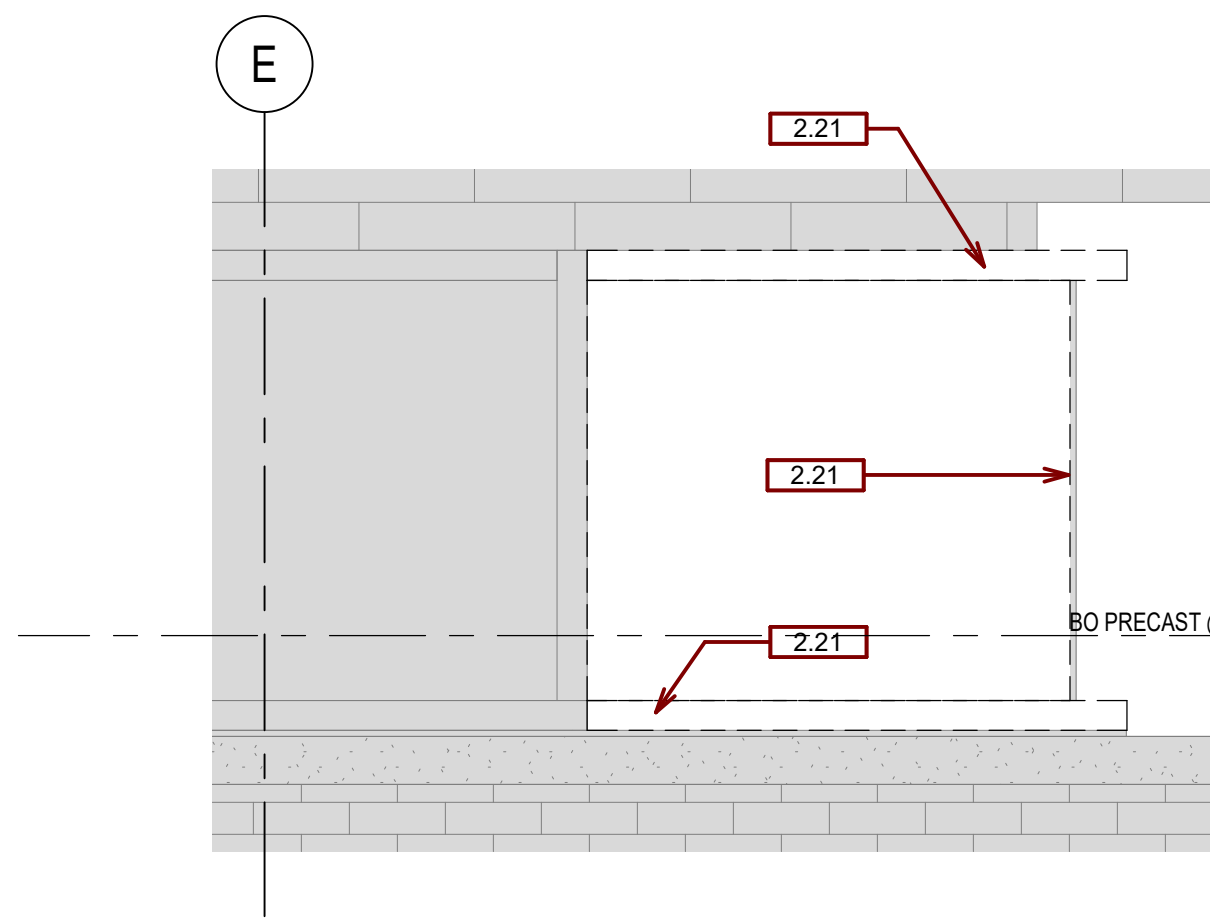
Issue Date: 06/22/2022

Checked: BH

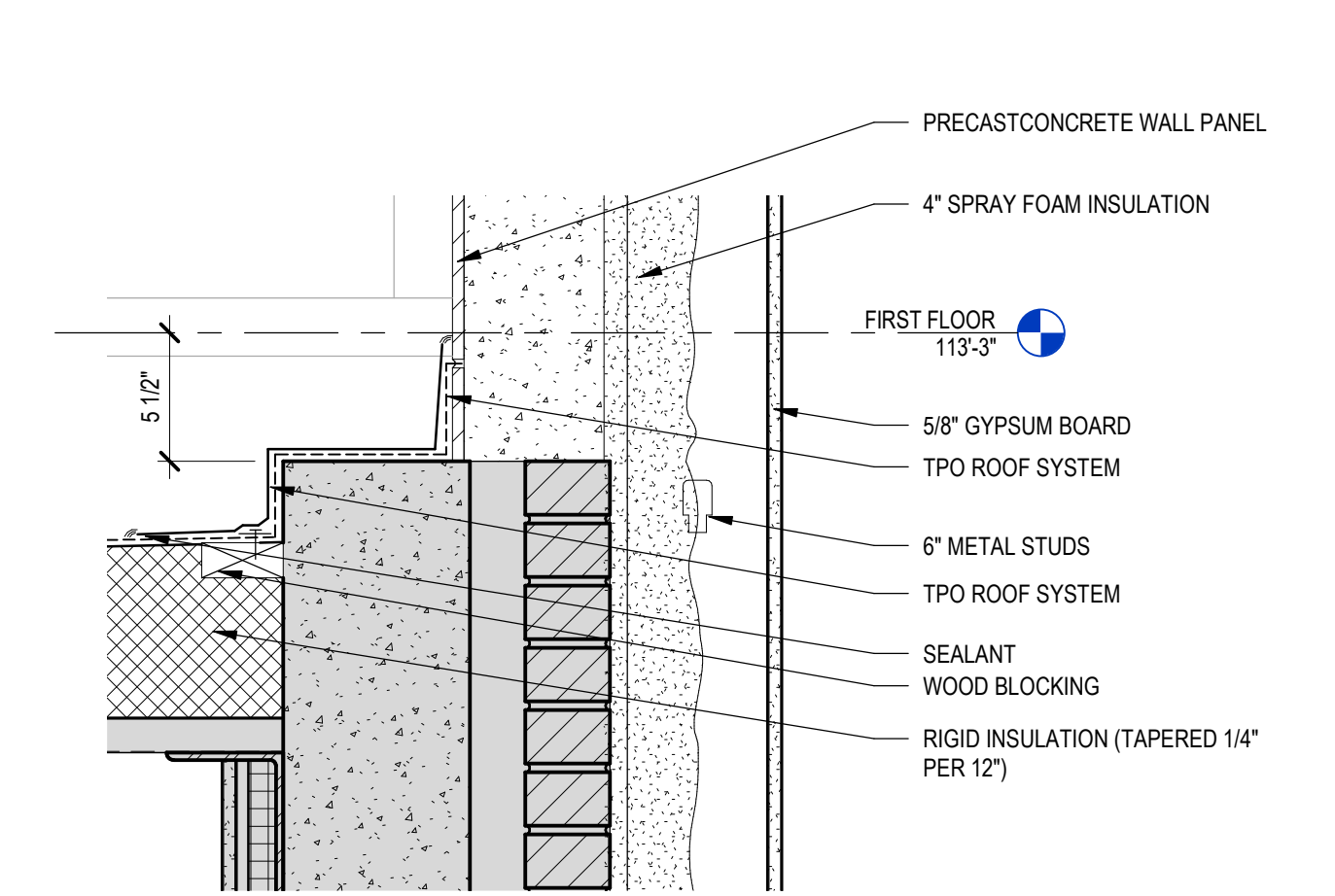
Drawn: JH / DN

Drawing Number: AE502

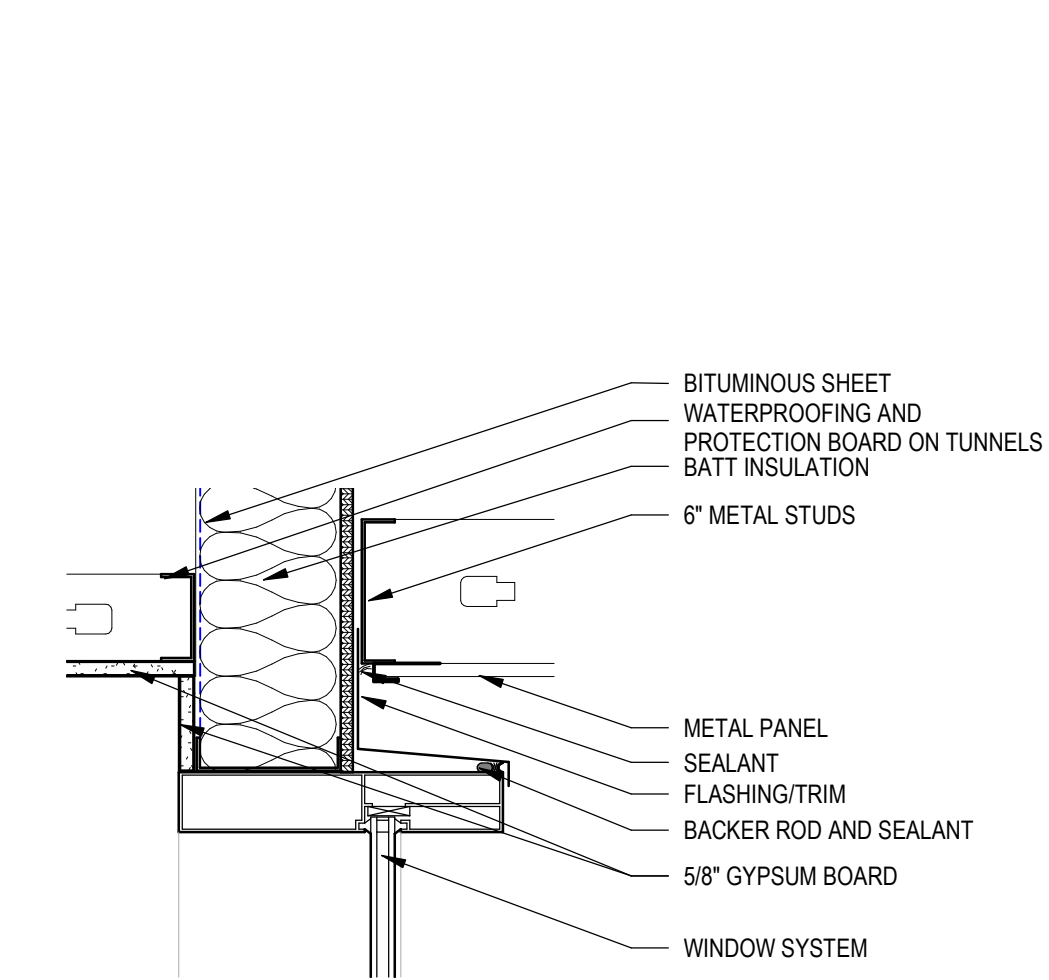
SGA KEYNOTES	
KTKT	KEYNOTE TEXT
2.11	REMOVE EXISTING ROOF MEMBRANE & INSULATION
2.12A	REMOVE & SALVAGE SOFFIT FOR PATCH OF EXISTING SOFFIT.
2.21	REMOVE EXISTING FRAME AND GLAZING TO VERTICAL MULLION AS NEEDED FOR NEW CONSTRUCTION.
2.25	REMOVE EXISTING CONCRETE CAP AND PREP FOR NEW WALL CONSTRUCTION.
3.10A	PRECAST CONCRETE WALL PANEL
5.07	STEEL ANGLE - SEE STRUCT.
5.10	DIAG. STUD BRACING AS REQ'D
5.11A	3 5/8" METAL STUDS
5.11B	6" METAL STUDS
5.12D	1/2" HAT CHANNEL AT 18" O.C.
5.13E	1 1/2" CHANNELS AT 4'-0" AT O.C.
5.21	METAL PANEL
6.02D	1/2" PLYWOOD
6.80	WOOD BLOCKING
7.02	BATT INSULATION
7.06A	4" SPRAY FOAM INSULATION
7.12F	BITUMINOUS SHEET WATERPROOFING AND PROTECTION BOARD ON TUNNELS
7.30	SEALANT
7.30A	BACKER ROD AND SEALANT
7.42	FLASHING/TRIM
7.47B	TPO MEMBRANE FLASHING - EXTEND UP WALL TO WINDOW SILL
7.50B	TPO ROOF SYSTEM
7.53	ROOFING INSULATION
7.53A	RIGID INSULATION (TAPERED 1/4" PER 12")
8.10	WINDOW SYSTEM
8.21	STOREFRONT SYSTEM
9.01	GYPSPUM WALLBOARD
9.01F	5/8" GYPSPUM BOARD TO 6" ABOVE FIN. CEILING.
9.20A	5/8" GYPSPUM BOARD
9.20F	1 1/2" C.R. CHANNELS @ 48" O.C., 7/8" HAT CHANNEL @ 18" O.C., AND 5/8" GYP. BD.
9.25	ACOUSTICAL METAL PANEL CEILING (AMP-1)



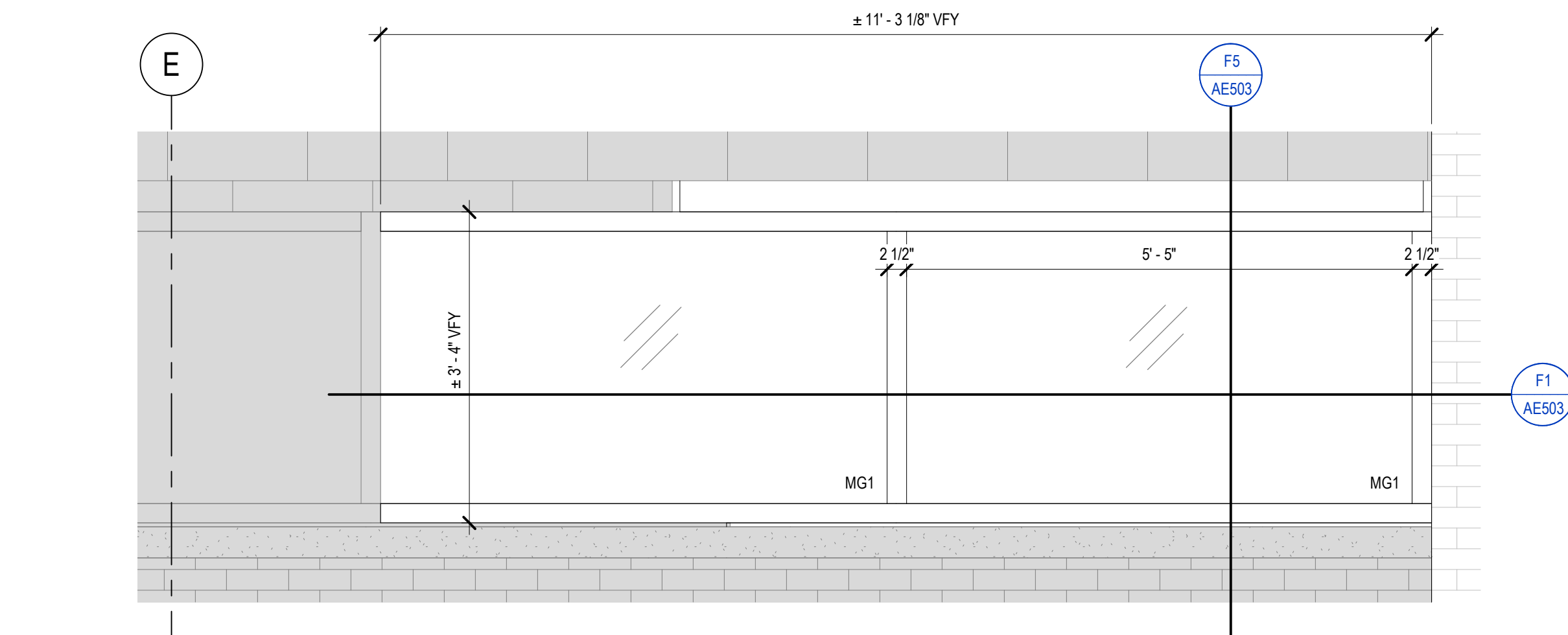
A1 CLERESTORY WDW FRAME AT BRICK PRECAST - DEMO
3/4" = 1'-0"



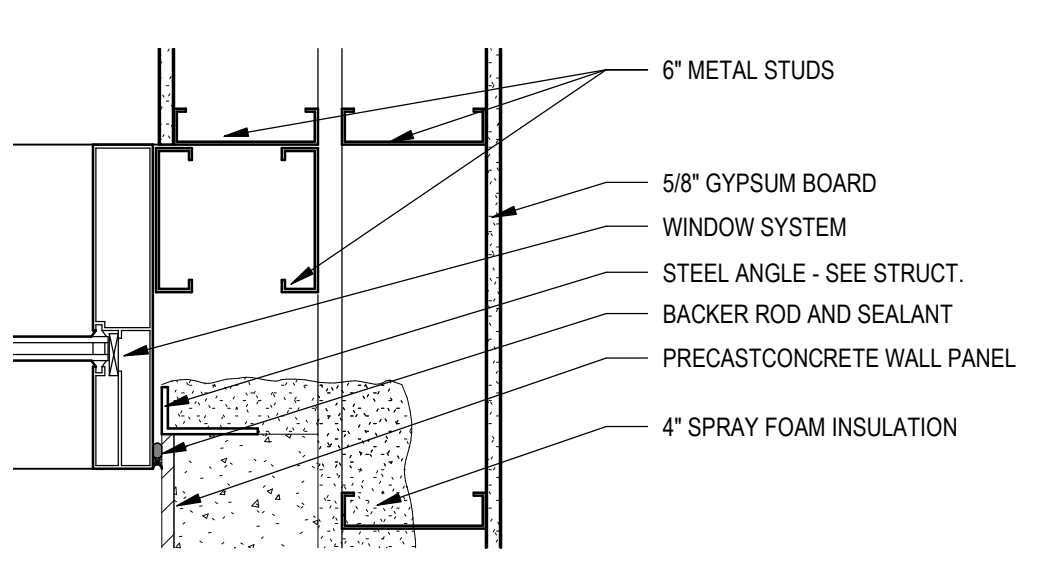
A3 SECTION DETAIL - ROOF FLASHING AT EXISTING CLERESTORY WALL AND BRICK PRECAST
1 1/2" = 1'-0"



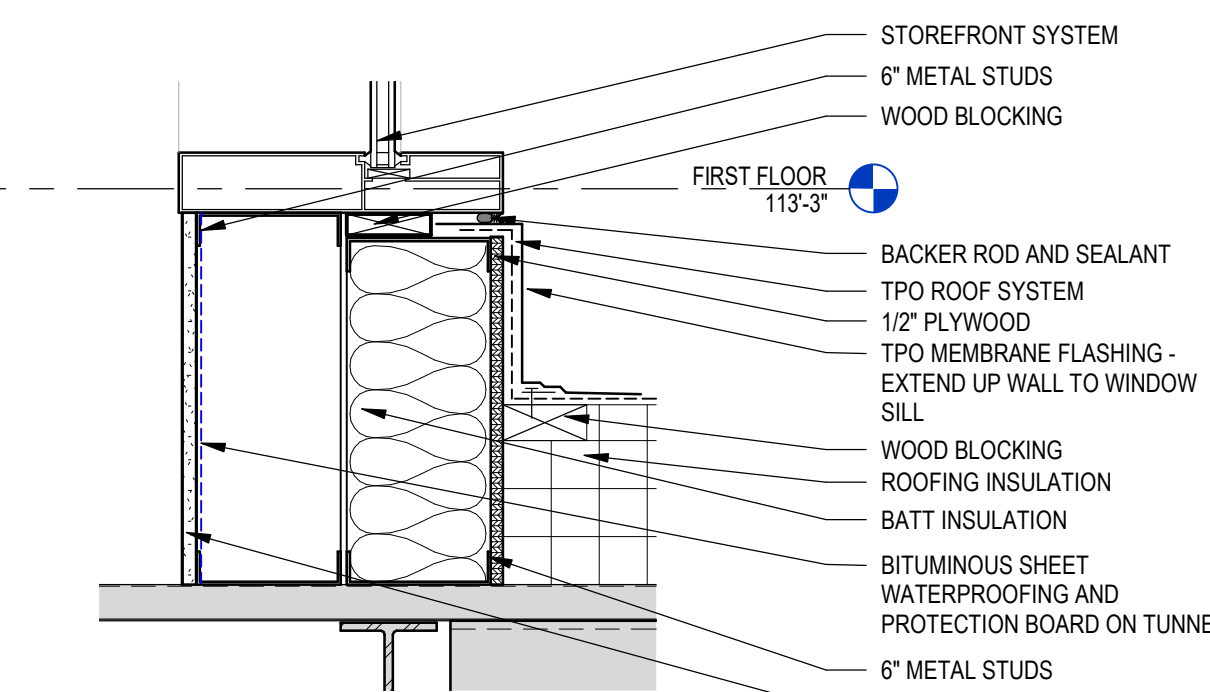
A5 SECTION DETAIL - CLEARSTORY WDW HEAD
1 1/2" = 1'-0"



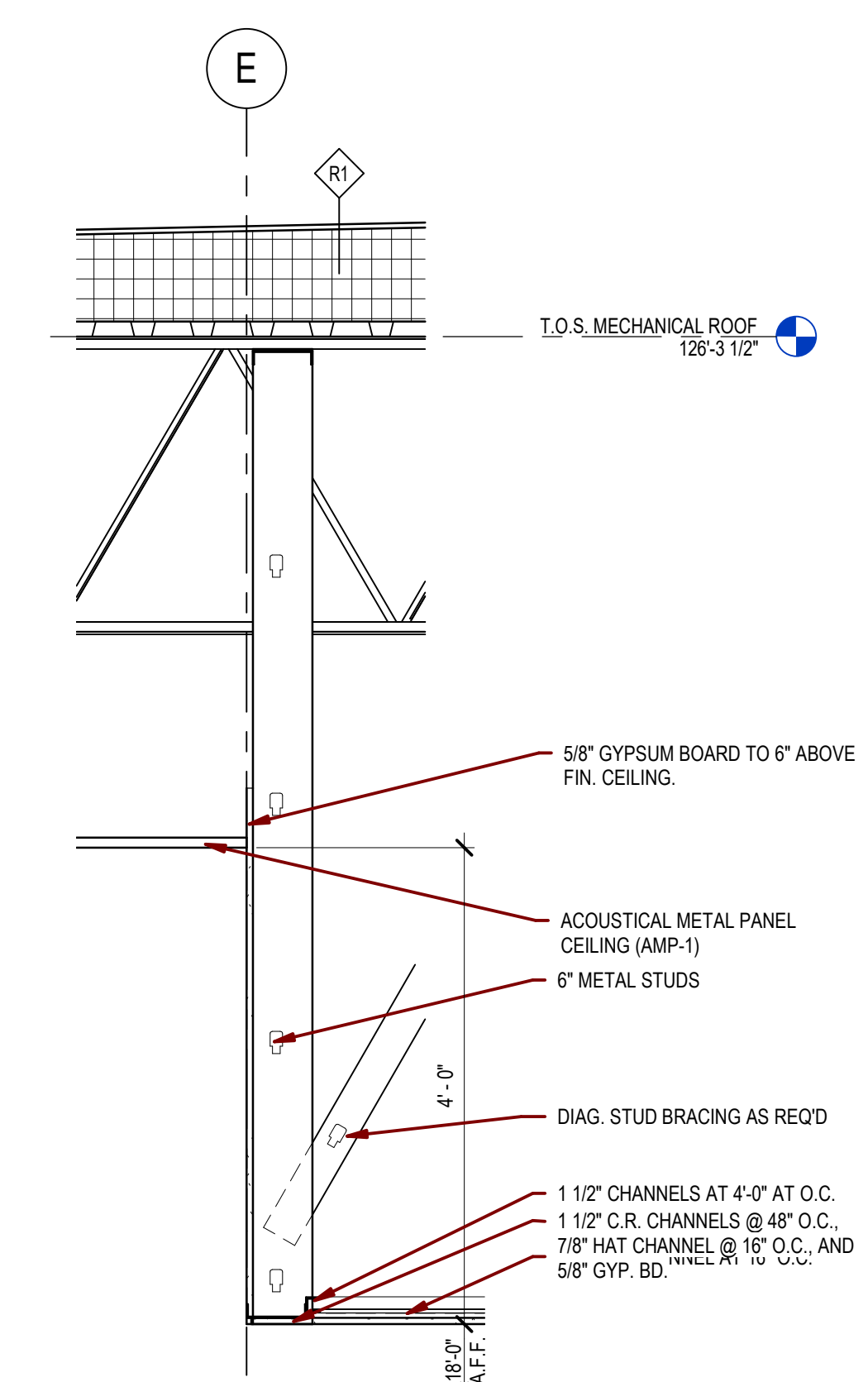
C1 CLERESTORY WDW FRAME AT BRICK PRECAST - NEW
3/4" = 1'-0"



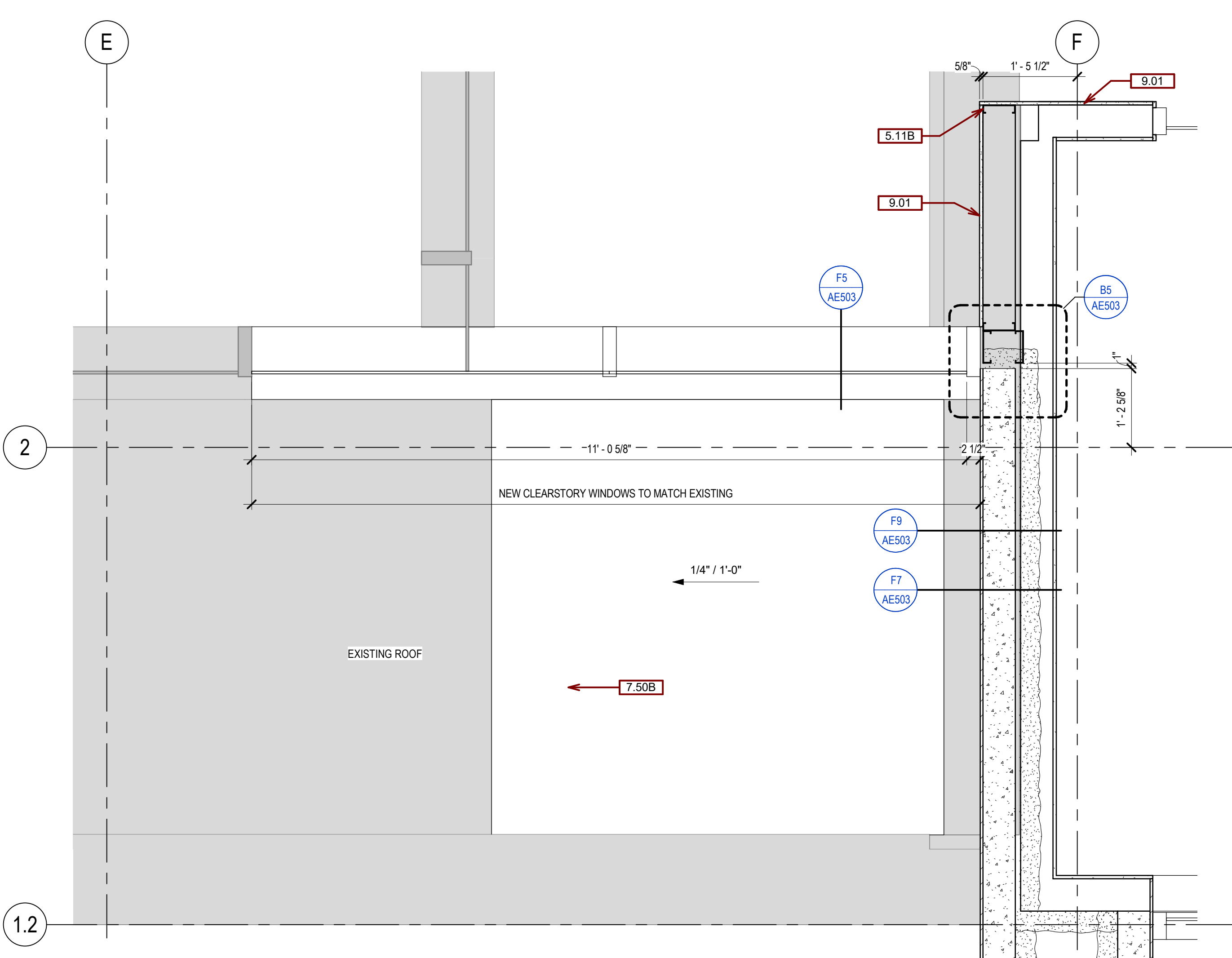
B5 PLAN DETAIL - CLEARSTORY WDW JAMB
1 1/2" = 1'-0"



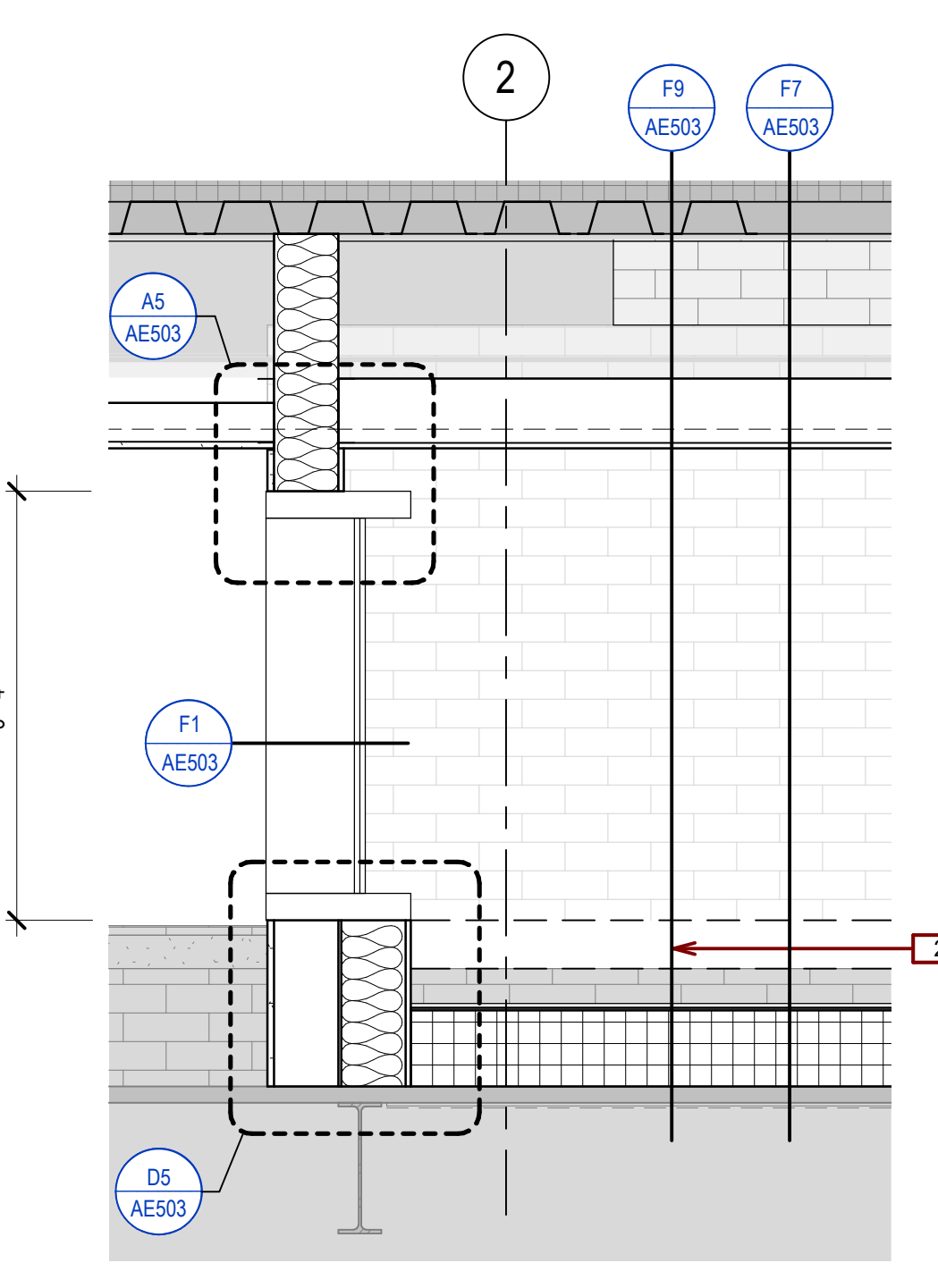
D5 SECTION DETAIL - CLEARSTORY WDW SILL
1 1/2" = 1'-0"



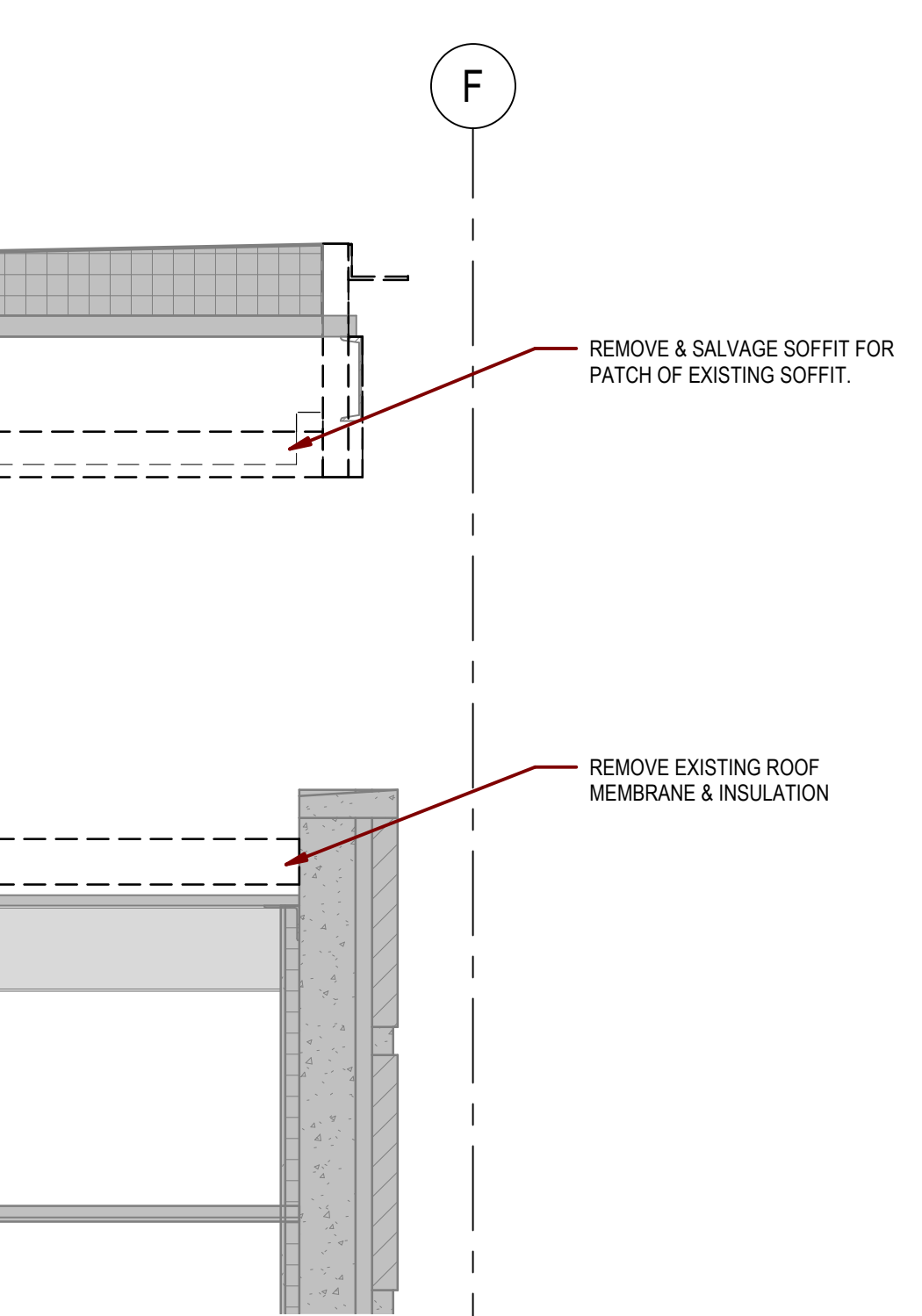
D7 AREA B - LOBBY SOFFIT DETAIL
3/4" = 1'-0"



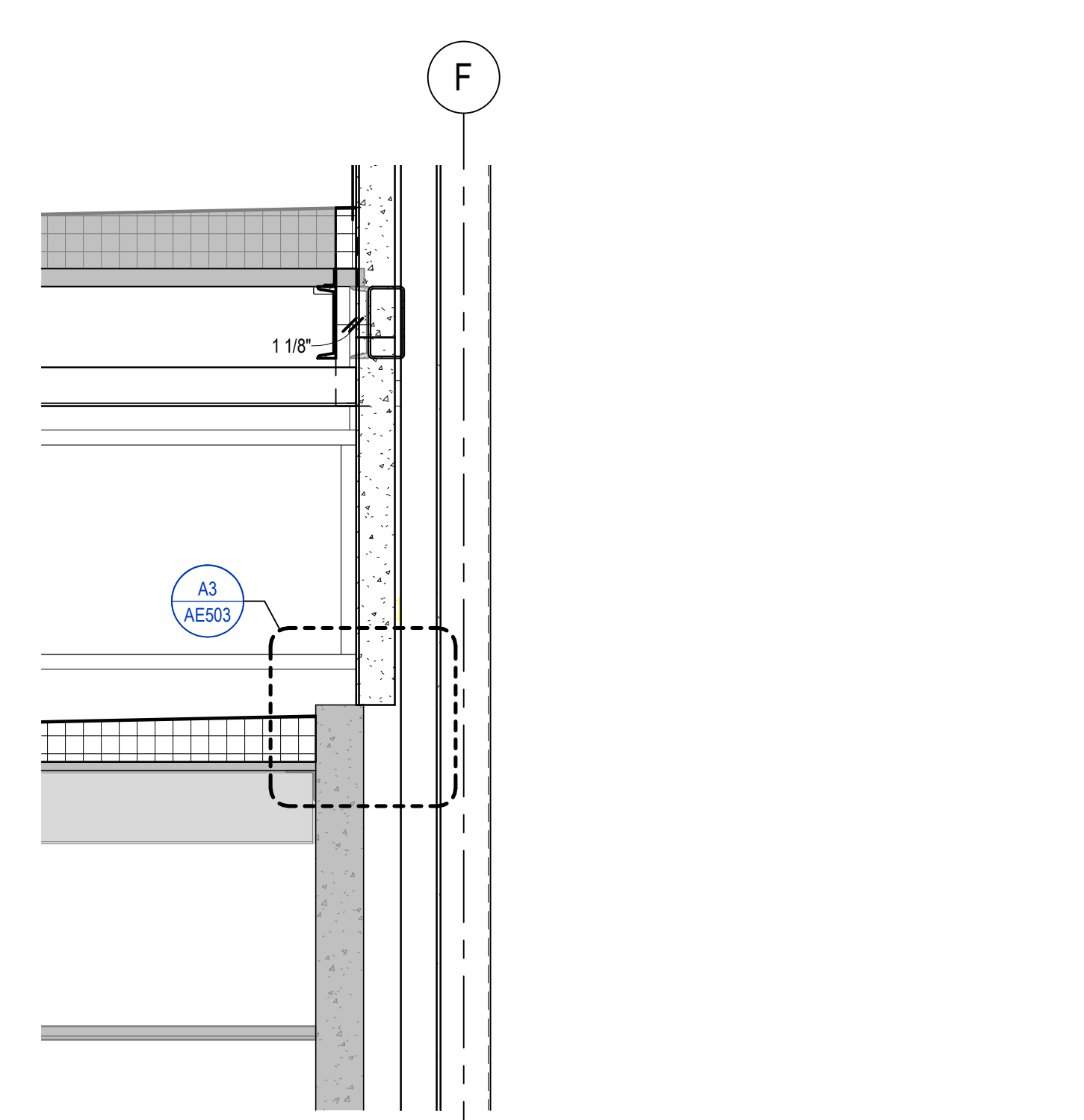
F1 CLEARSTORY WDW PLAN DETAIL
3/4" = 1'-0"



F5 CLEARSTORY WDW DETAIL
3/4" = 1'-0"



F7 CLEARSTORY & VESTIBULE WALL DETAIL - DEMO
1/2" = 1'-0"



F9 CLEARSTORY & VESTIBULE WALL DETAIL - NEW
1/2" = 1'-0"

6/21/2022 2:51:02 PM
 C:\Users\jhaazell\OneDrive\Documents\Revit Local Files\201909 Lobby_Central_P_R00_jhaazell.rvt
 one eighth inch = one foot
 one quarter inch = one foot
 three eighths inch = one foot
 one half inch = one foot
 three quarters inch = one foot
 one inch = one foot
 one and one half inches = one foot
 three inches = one foot

Revision#	Description	Date
1	ISSUE SET	06/22/2022

CONSULTANTS

ARCHITECTURAL: BWB 380 St. Peter St Suite 600 St. Paul, MN 55102 Phone: 651-223-3701	STRUCTURAL: ERA 2250 University Ave W Suite 423-S St. Paul, MN 55402 Phone: 651-251-1970	MEP: DUNHAM 50 South Sixth St Suite 1100 Minneapolis, MN 55402 Phone: 612-665-7550	CIVIL: EVS 10023 Valley View Rd Suite 140 Eden Prairie, MN 55344 Phone: 952-646-0269	LANDSCAPE: CONFLUENCE 524 M Main Ave Suite 201 Sioux Falls, SD 57104 Phone: 605-339-1205
--	--	--	--	--

ARCHITECT OF RECORD

A/E/C
Stone Group Architects
600 E 7th Street
Sioux Falls, SD 57103
605-271-1144

STONE GROUP ARCHITECTS

STAMP

REGISTERED ARCHITECT
JOD ANTON
SIOUX FALLS, SD
C. 22. 22

Office of
Construction
and Facilities
Management

VA U.S. Department
of Veterans Affairs

Drawing Title
DETAILS

Approved:

Phase

Project Title
**NEW FRONT LOBBY AND
PRIMARY CARE ADDITION**

Location
SIOUX FALLS, SOUTH DAKOTA

Issue Date
06/22/2022

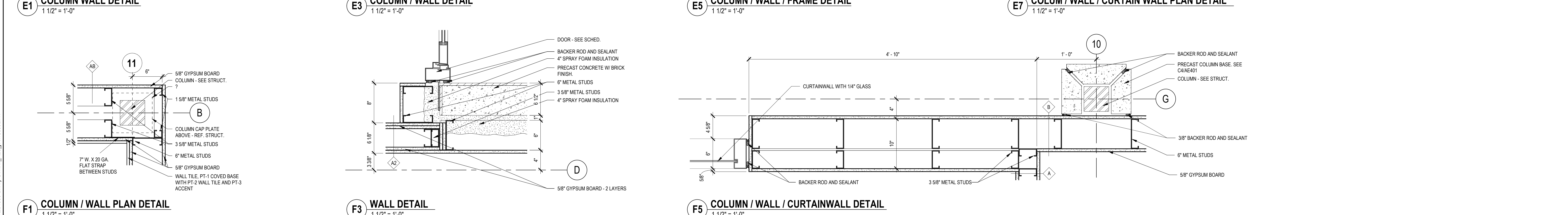
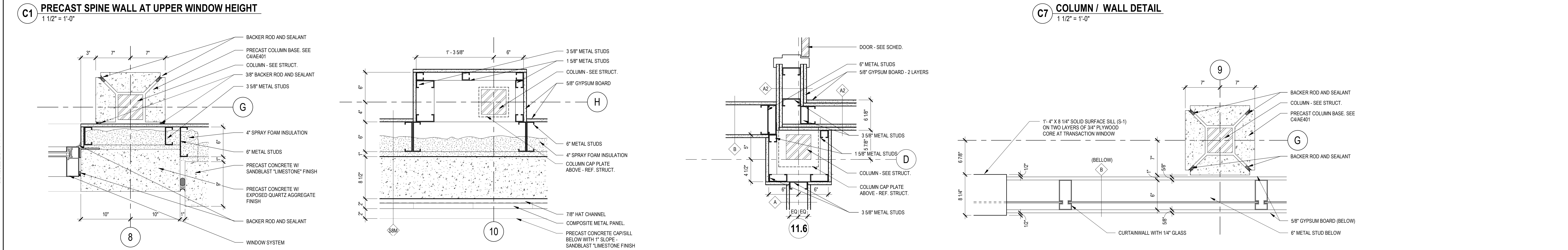
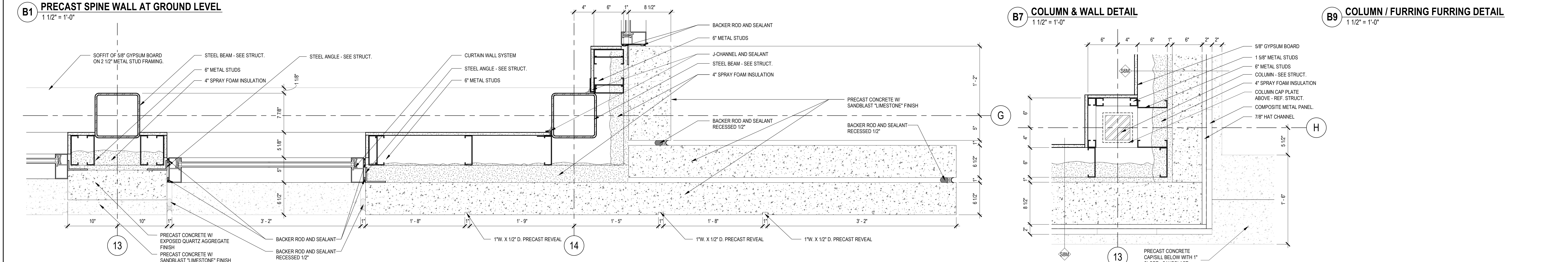
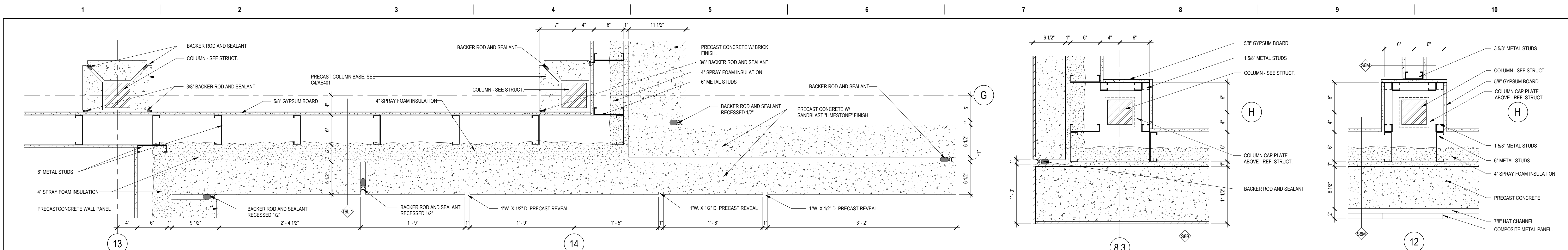
Checked
BH

Drawn
JH / DN

Project Number
VA #438-480
SGA #201909

Building Number
5

Drawing Number
AE503



CONSULTANTS

ARCHITECTURAL: BWB 390 St. Peter St Suite 600 St. Paul, MN 55102 Phone: 651-223-3701	STRUCTURAL: ERA 2250 University Ave W Suite 423-S St. Paul, MN 55402 Phone: 651-251-1970	MEP: DUNHAM 50 South Sixth St Suite 1100 Minneapolis, MN 55402 Phone: 612-646-7550	CIVIL: EVS 10023 Valley View Rd Suite 140 Eden Prairie, MN 55344 Phone: 952-646-0239	LANDSCAPE: CONFLUENCE 524 N Main Ave Suite 201 Sioux Falls, SD 57104 Phone: 605-339-1205
--	--	--	--	--

ARCHITECT OF RECORD

A/E:
Stone Group Architects
600 E 7th Street
Sioux Falls, SD 57103
605-271-1144

STAMP

Office of
Construction
and Facilities
Management

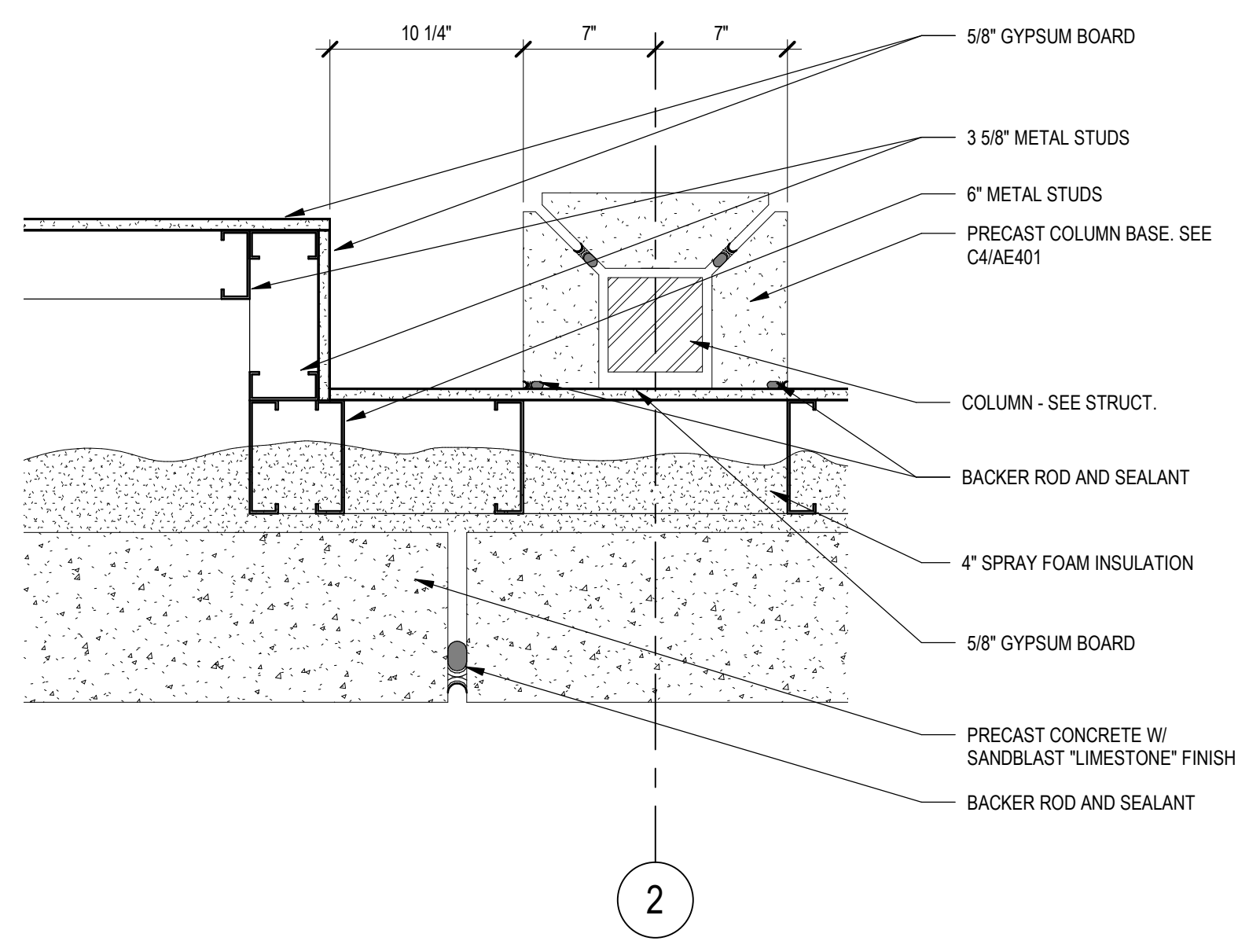
VA U.S. Department
of Veterans Affairs

Drawing Title
PLAN DETAILS

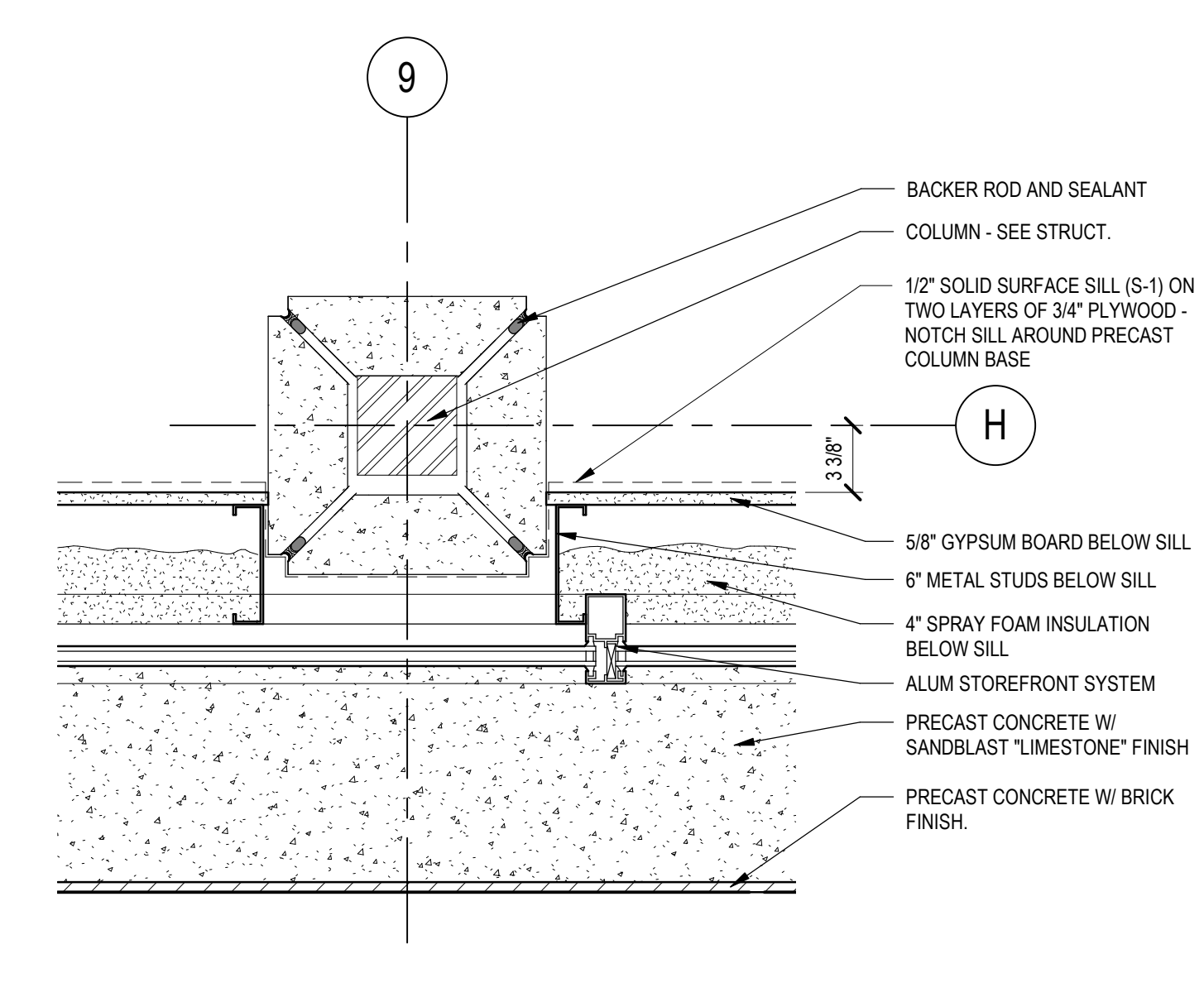
Approved: _____

Phase

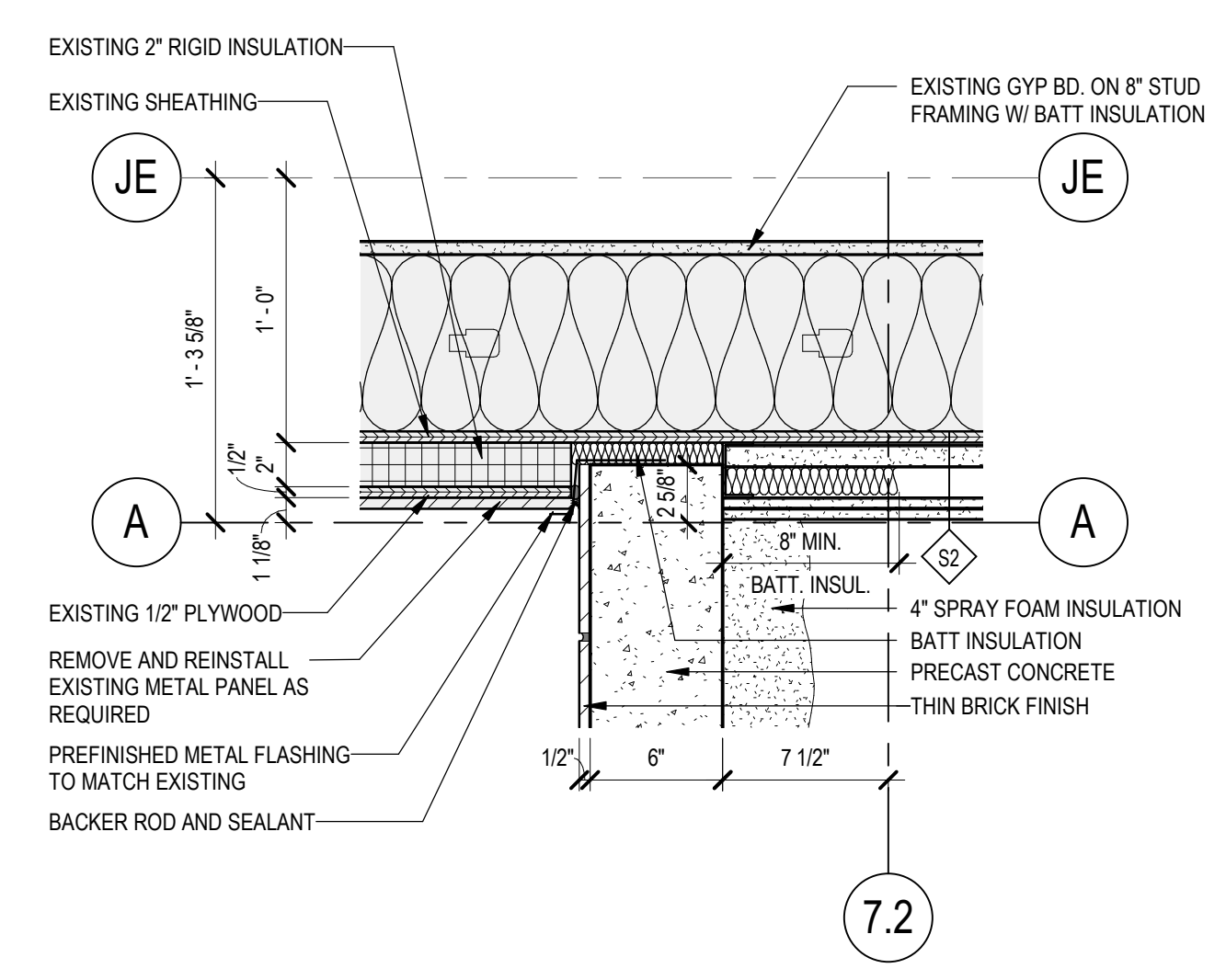
Project Title NEW FRONT LOBBY AND PRIMARY CARE ADDITION		Project Number VA #438-480 SGA #201909
Location SIOUX FALLS, SOUTH DAKOTA		Building Number 5
Issue Date 06/22/2022	Checked BH	Drawn JH / DN
		Drawing Number AE504



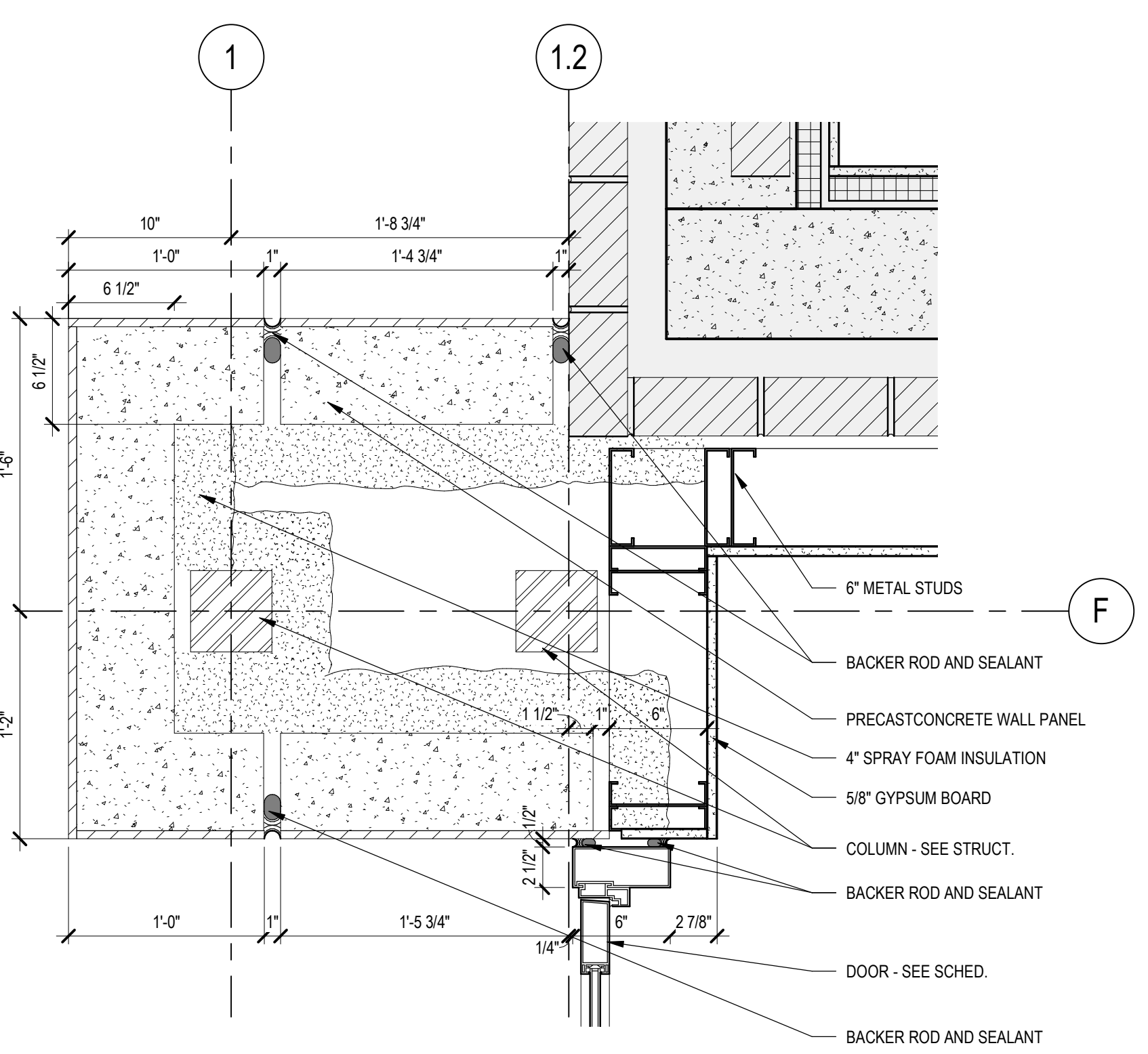
B1 COLUMN/WALL DETAIL
1 1/2" = 1'-0"



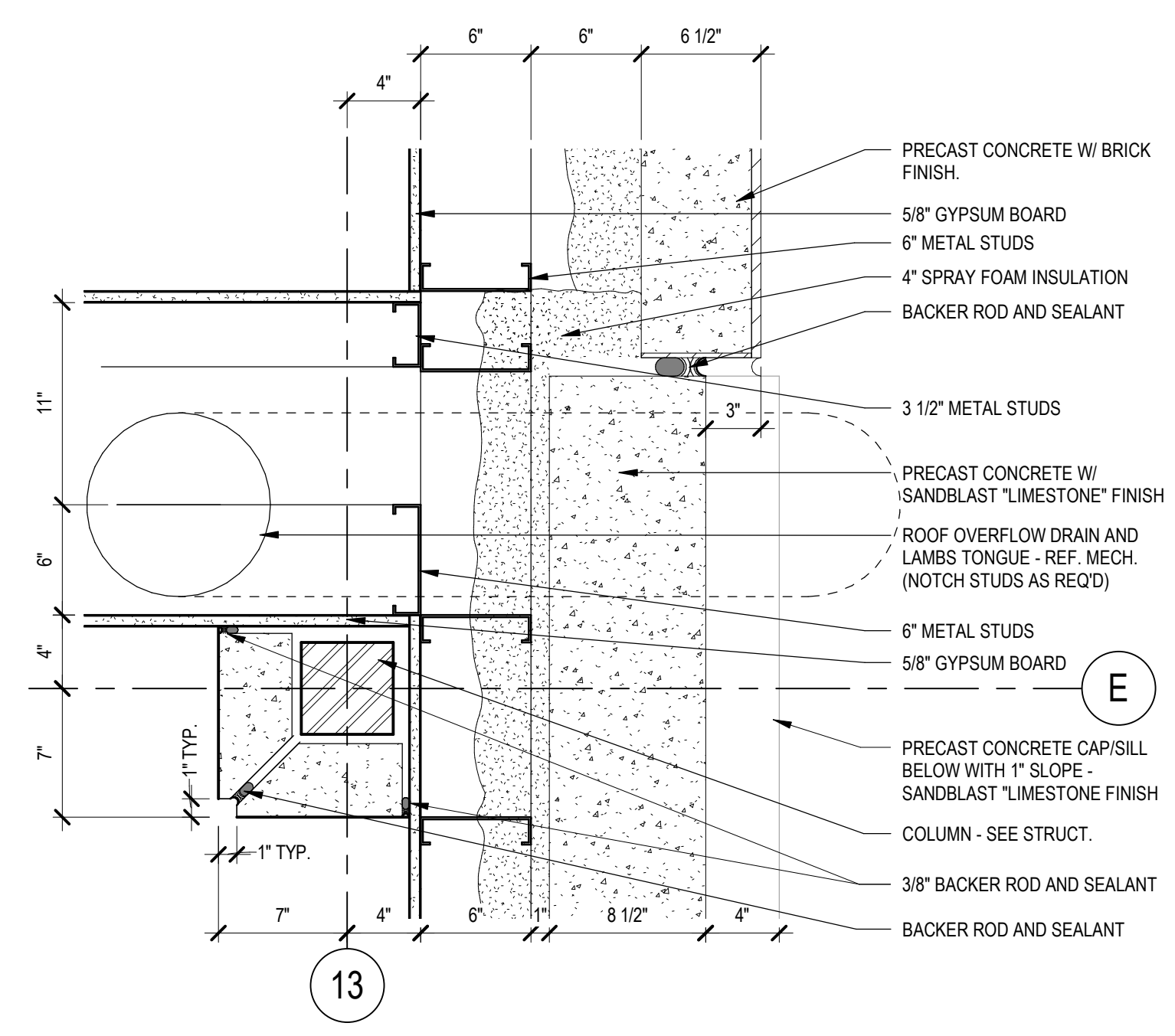
B4 PLAN DETAIL - COLUMN BASE AT STORFRONT
1 1/2" = 1'-0"



B6 NEW PRECAST / EXISTING WALL DETAIL
1 1/2" = 1'-0"



D1 SOUTH ENTRY DETAIL
1 1/2" = 1'-0"



D6 COLUMN / WALL / CHASE DETAIL
1 1/2" = 1'-0"

Three inches = one foot
one and one half inches = one foot
one inch = one foot
three quarters inch = one foot
one half inch = one foot
three eighths inch = one foot
one quarter inch = one foot
one eighth inch = one foot

6/21/2022 2:51:05 PM
C:\Users\jhaezel\OneDrive\Documents\Revit Local Files\201909 Lobby_Central_R00_jeah3242.rvt


Revision#	Description	Date
1	ISSUE SET	06/22/2022

CONSULTANTS

ARCHITECTURAL: **BWB** ERICKSEN ROED ASSOCIATES
 STRUCTURAL: **ERA** ERICKSEN ROED ASSOCIATES
 MEP: **DUNHAM** DUNHAM ASSOCIATES, INC.
 CIVIL: **EVS** ENVIRONMENTAL VISION SERVICES
 LANDSCAPE: **CONFLUENCE** CONFLUENCE

ARCHITECT OF RECORD

Stone Group Architects
 600 E 7th Street
 Sioux Falls, SD 57103
 605-271-1144



Office of Construction and Facilities Management
 VA U.S. Department of Veterans Affairs

Drawing Title: **PLAN DETAILS**

Approved: _____

Phase: _____

Project Title: **NEW FRONT LOBBY AND PRIMARY CARE ADDITION**

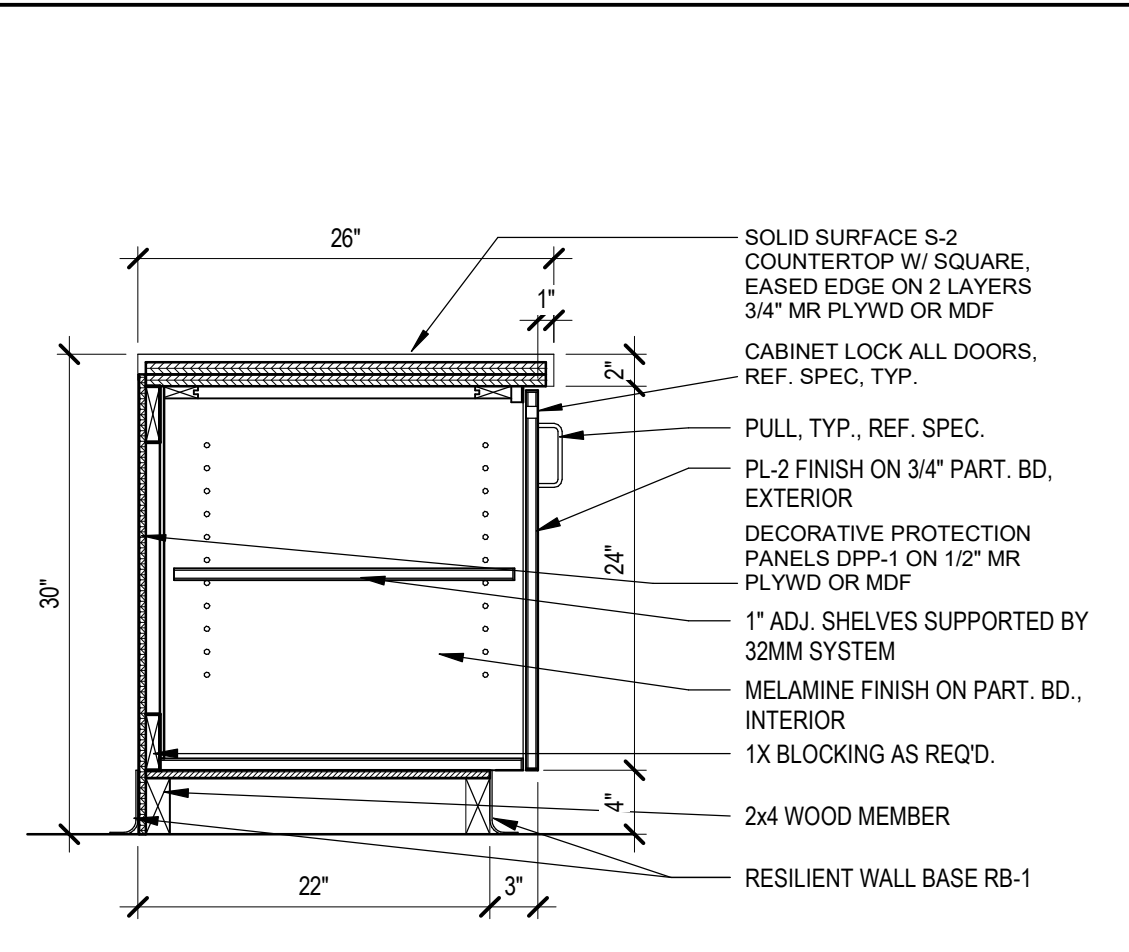
Location: **SIoux FALLS, SOUTH DAKOTA**

Issue Date: 06/22/2022
 Checked: BH
 Drawn: JH / DN

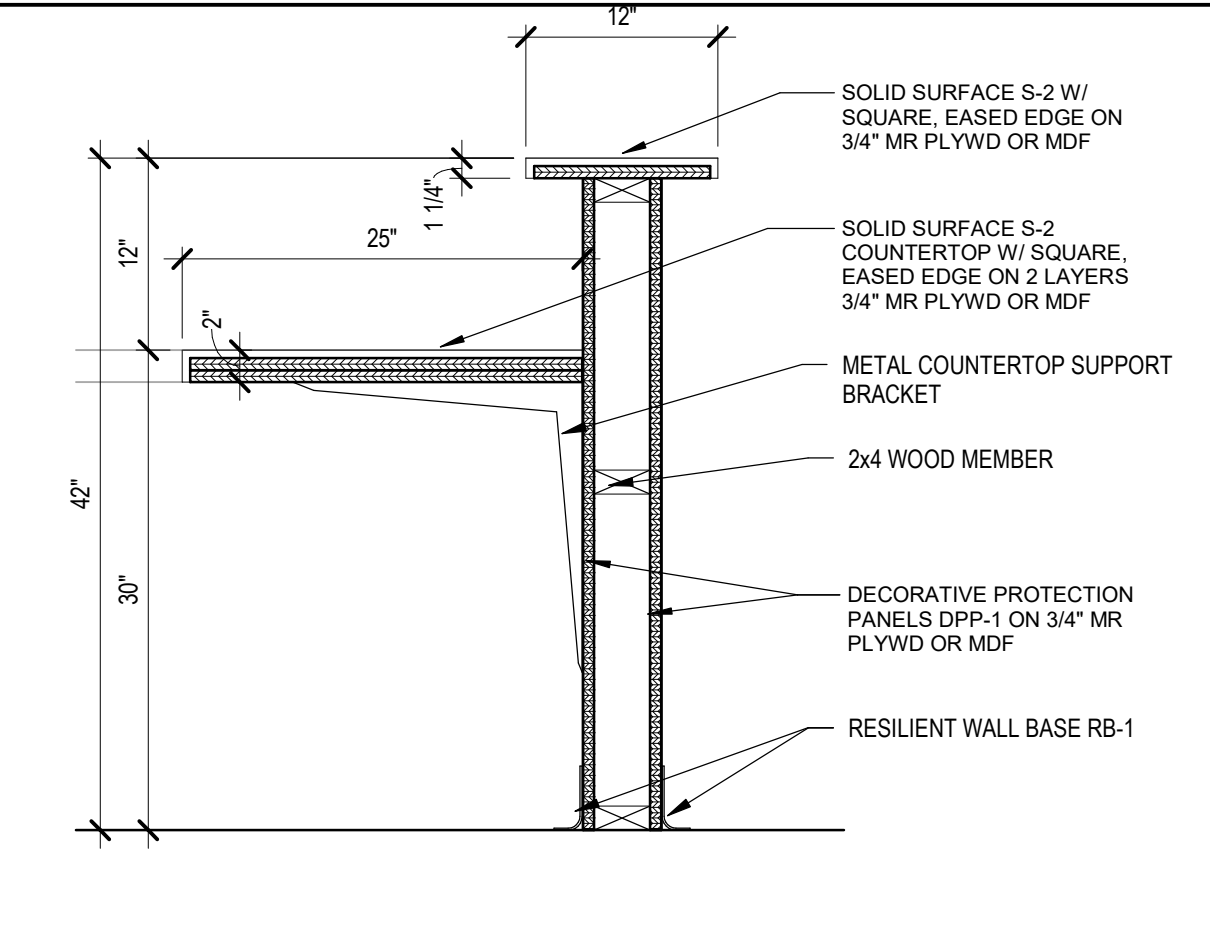
Project Number: **VA #438-480 SGA #201909**

Building Number: **5**

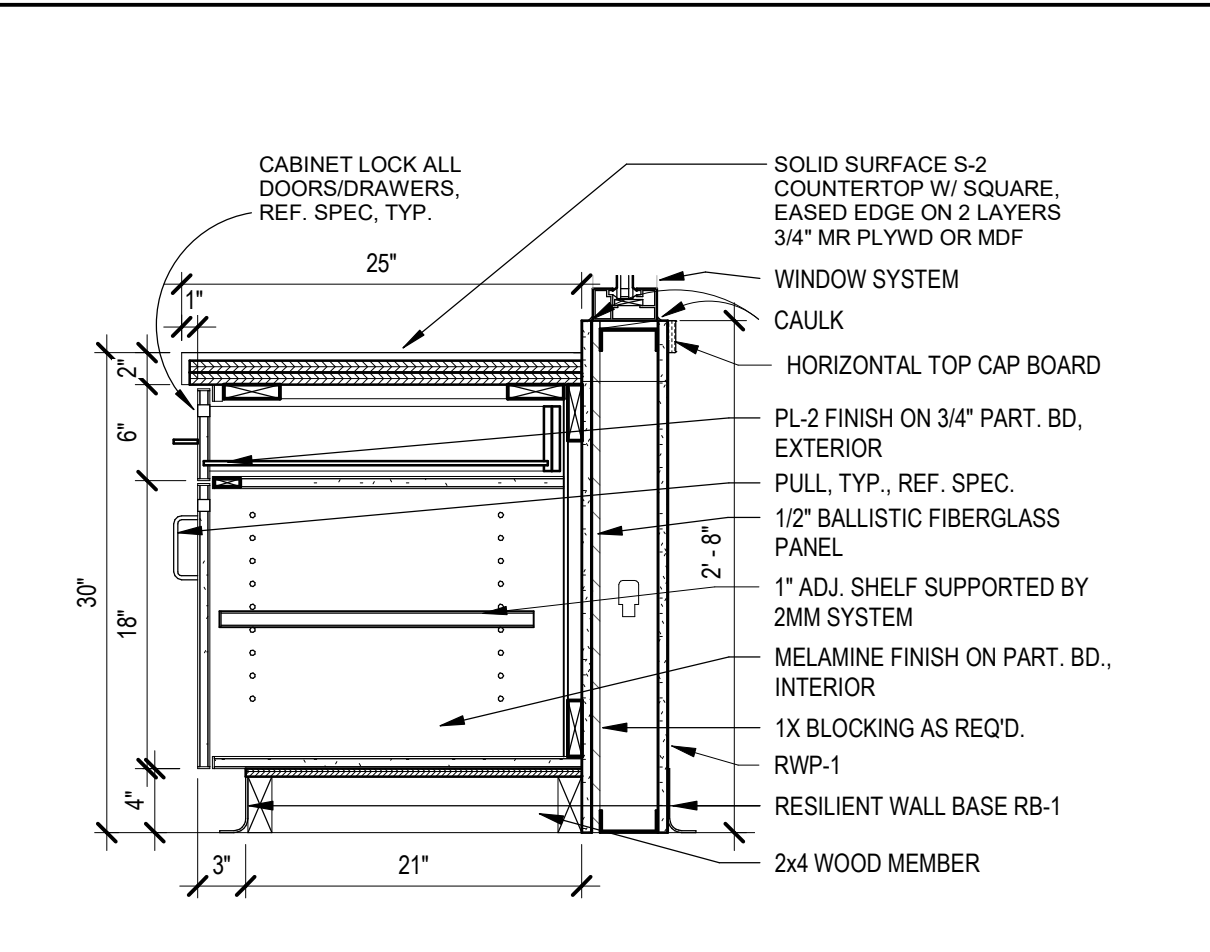
Drawing Number: **AE505**



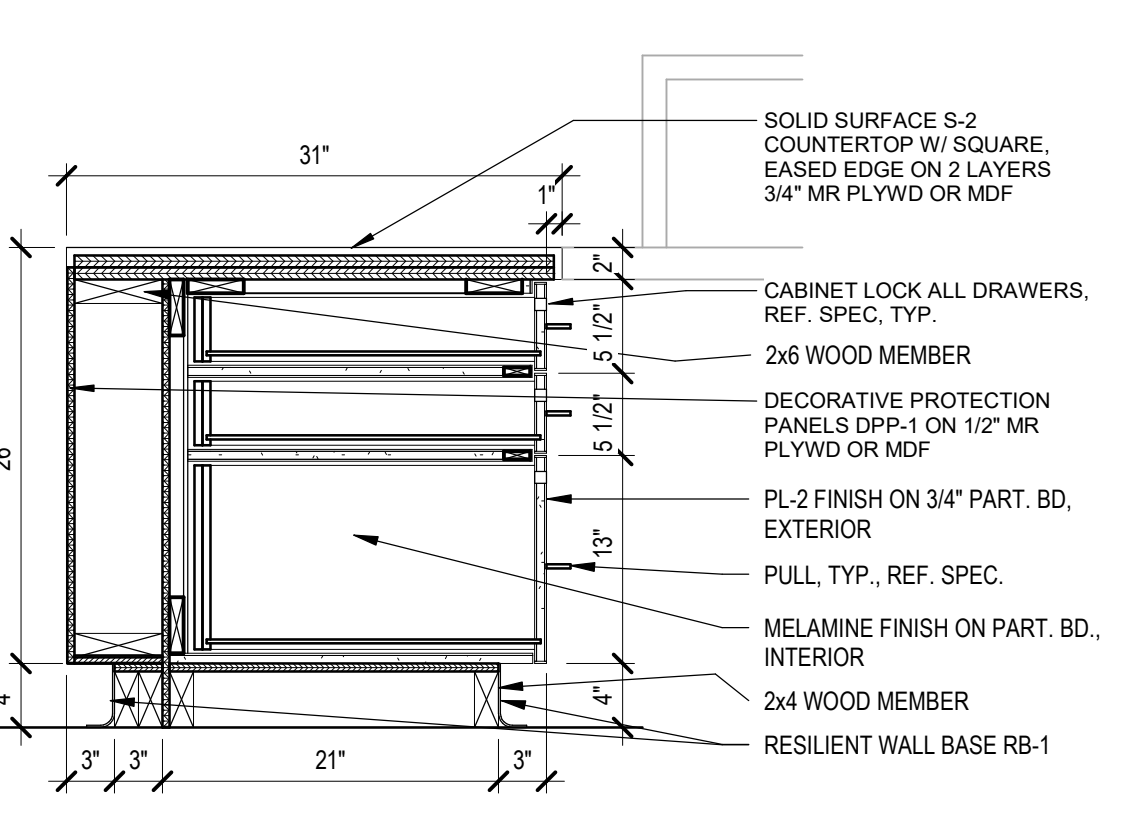
A1 INFO DESK AT LOW COUNTER SINGLE SHELF BASE CABINET
1" = 1'-0"



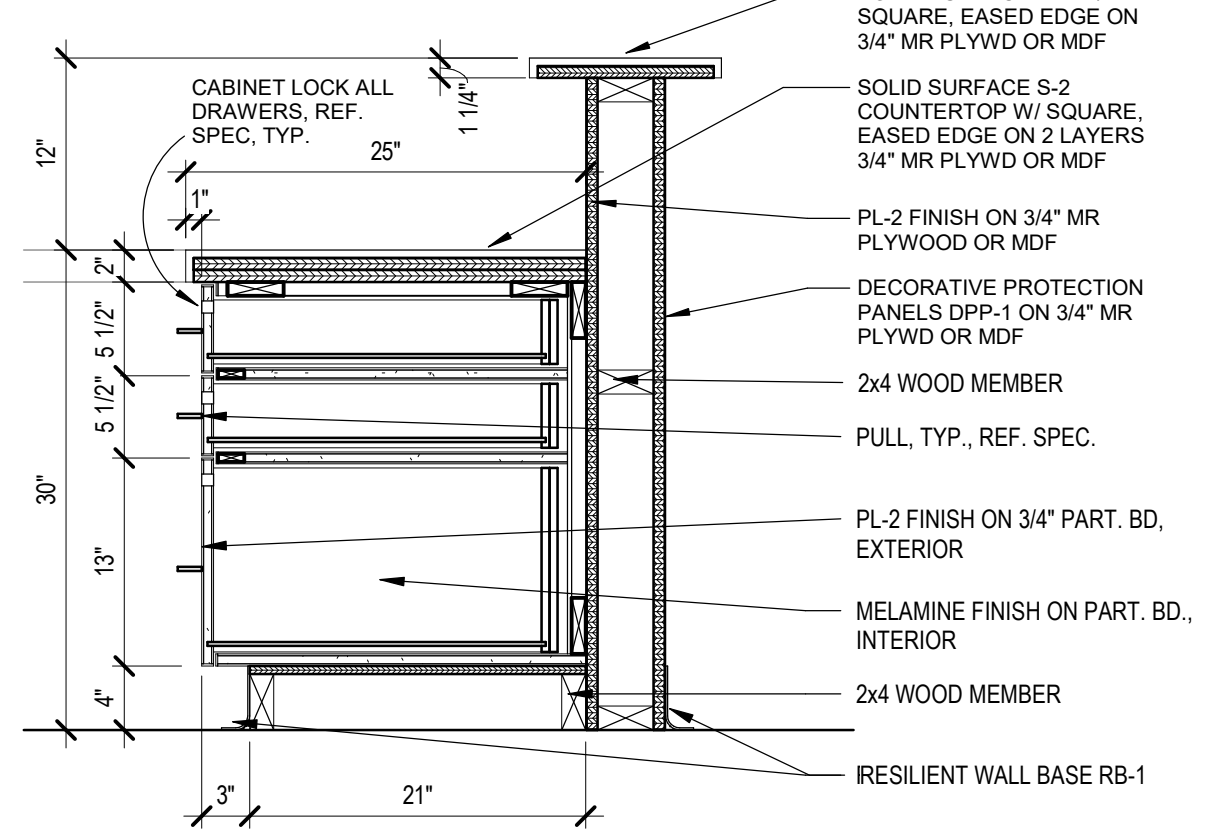
A3 VALET DESK AT HIGH COUNTER
1" = 1'-0"



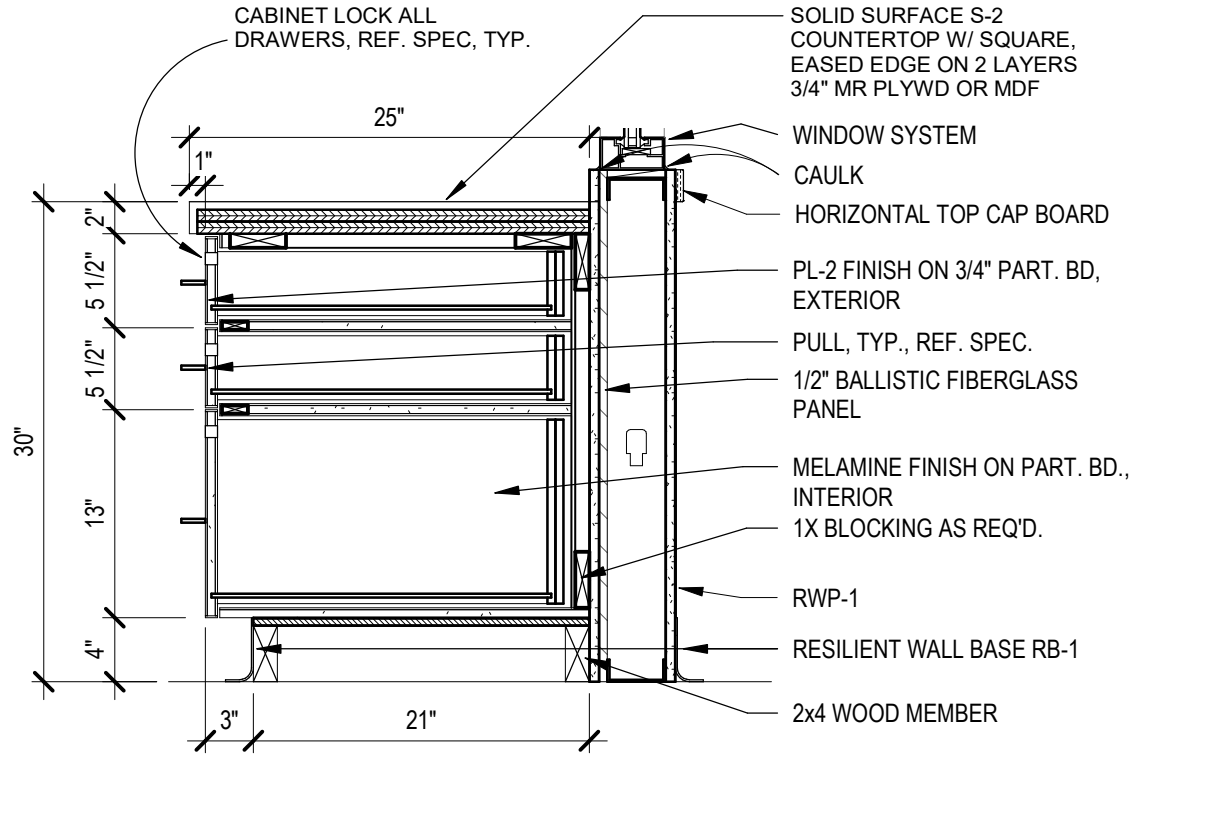
A5 SECURITY SCREENING - SINGLE DRAWER, SINGLE SHELF
1" = 1'-0"



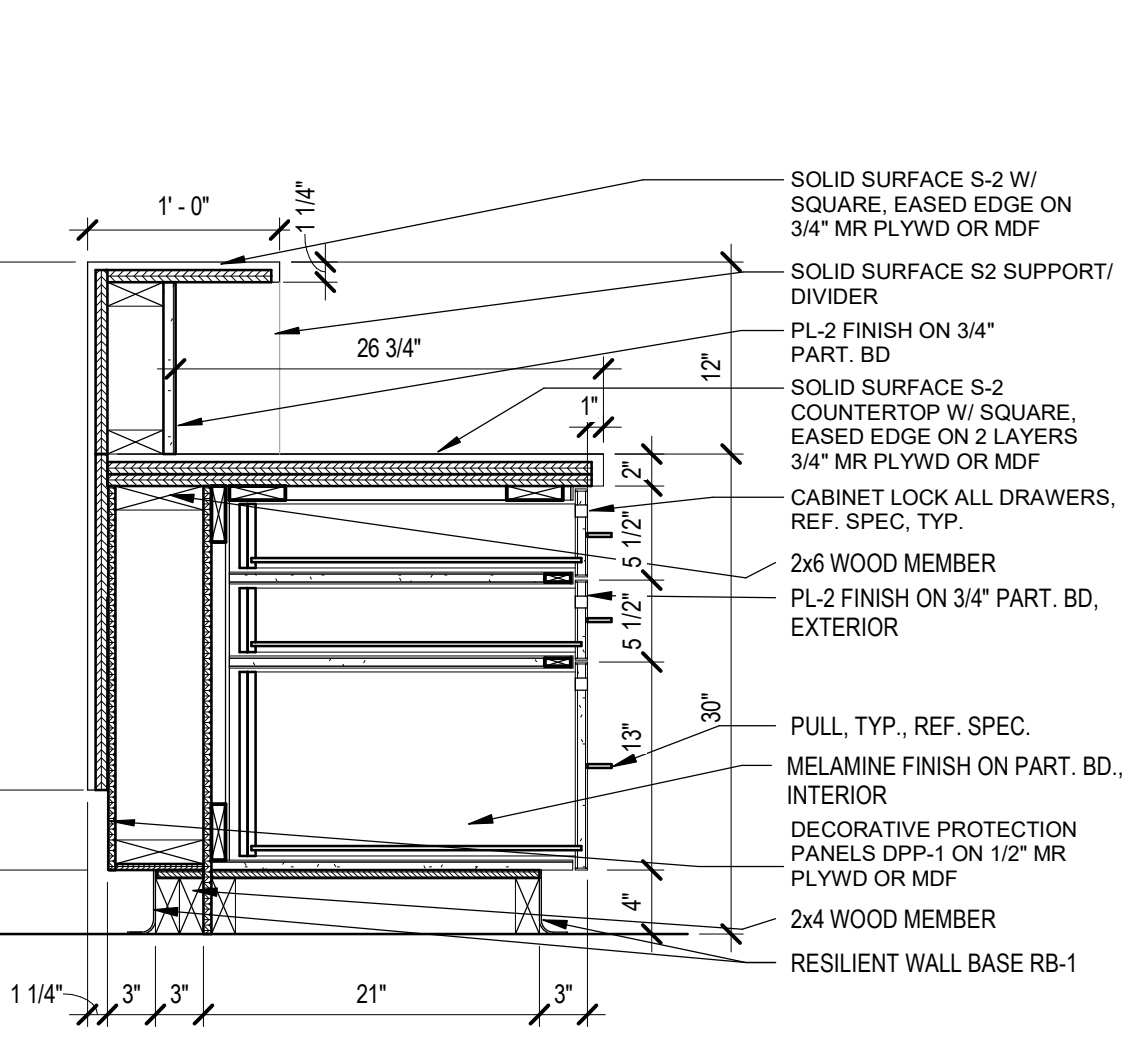
C1 INFO DESK AT LOW COUNTER & 3 DRAWER CABINET
1" = 1'-0"



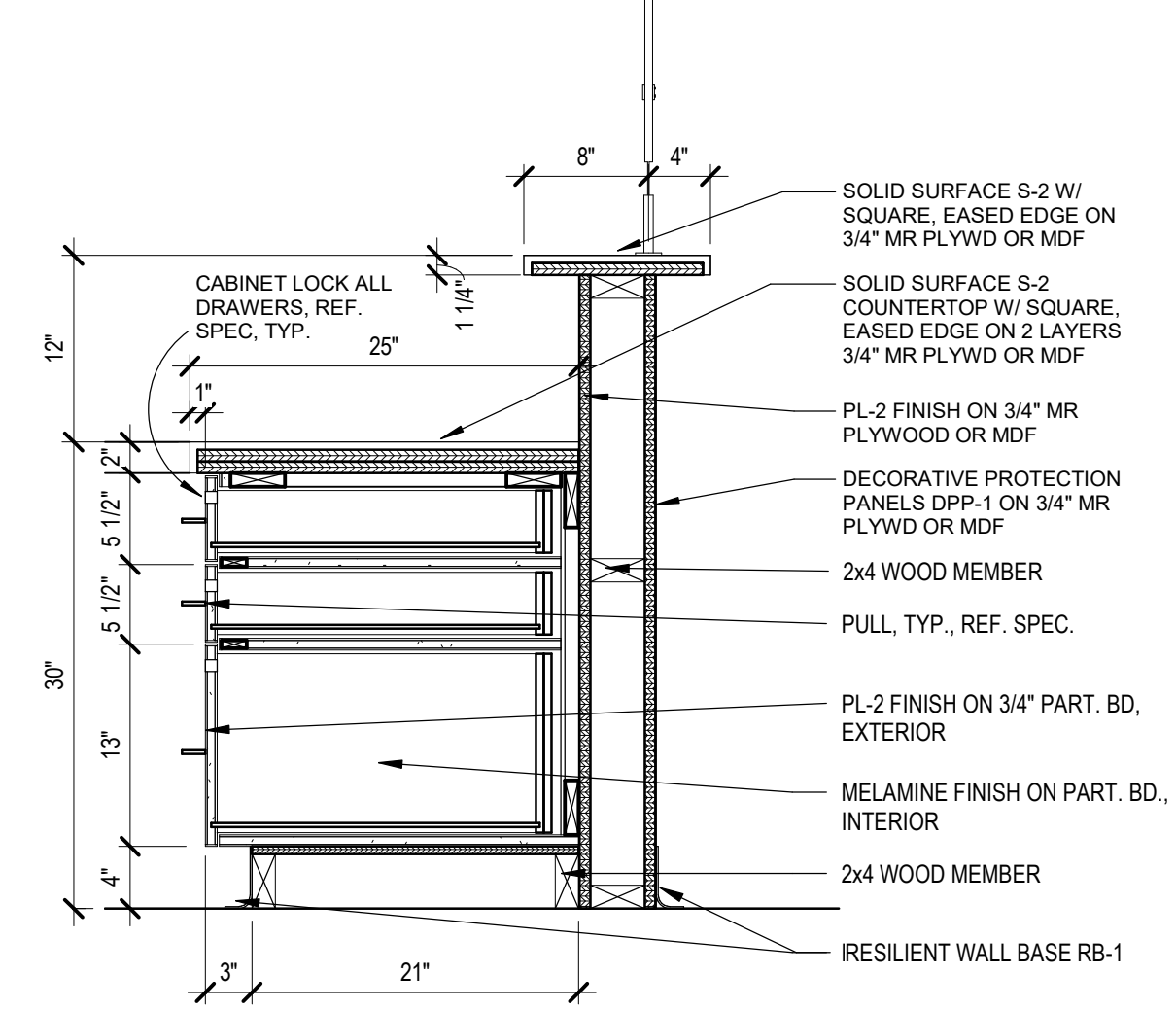
C3 VALET DESK AT HIGH COUNTER & 3 DRAWER CABINET
1" = 1'-0"



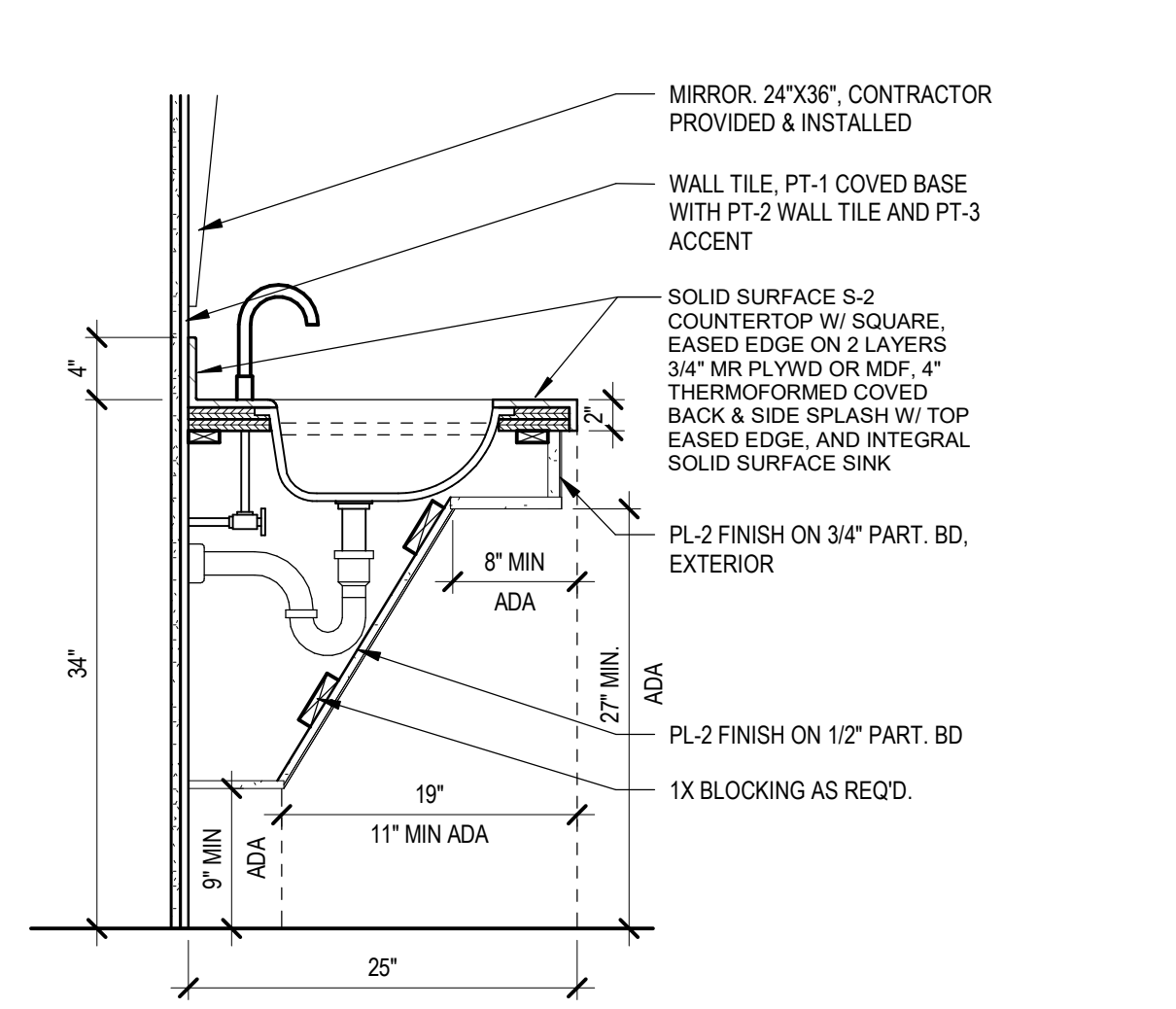
C5 SECURITY SCREENING - 3 DRAWER CABINET
1" = 1'-0"



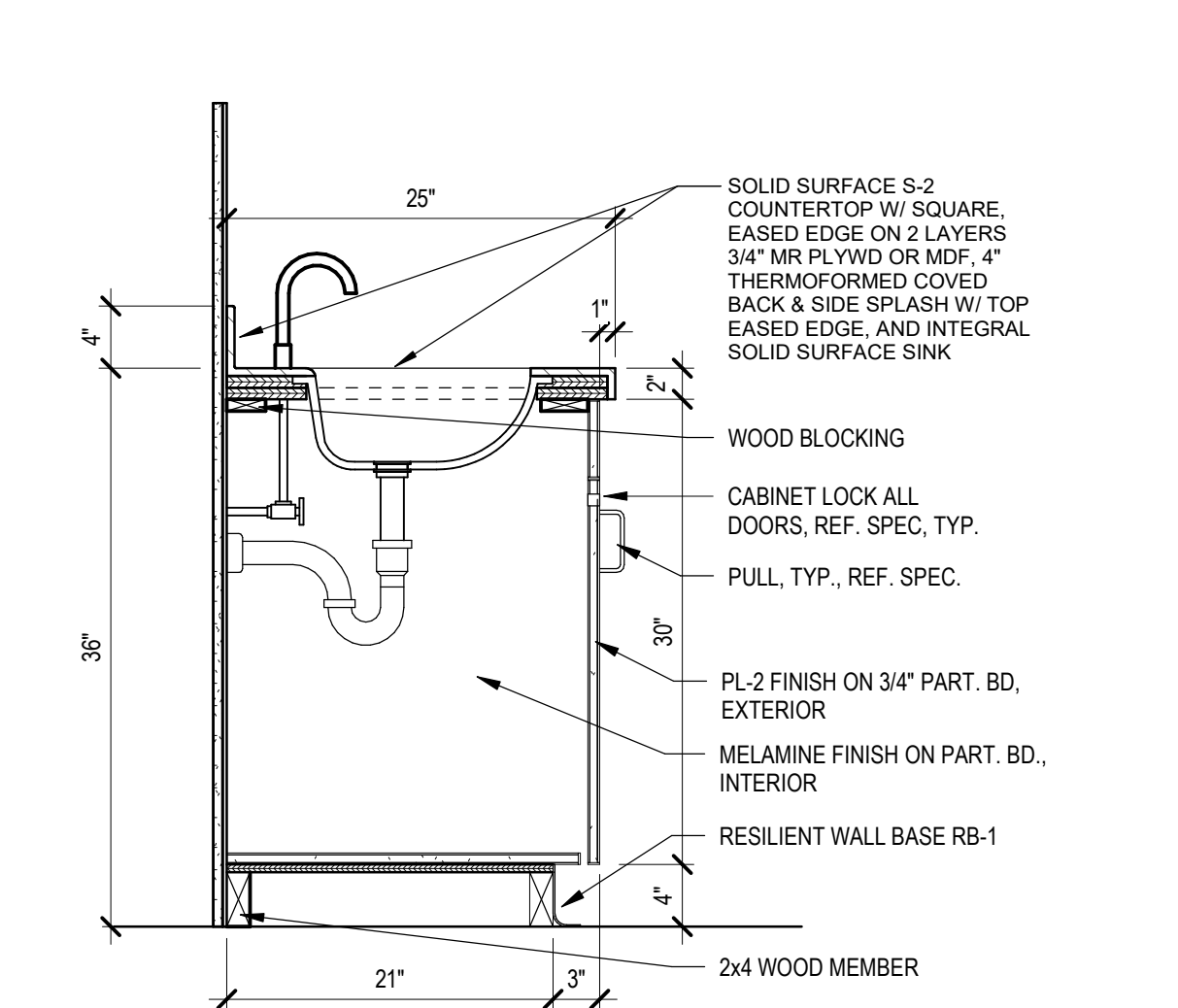
D1 INFO DESK AT HIGH COUNTER AND 3 DRAWER CABINET
1" = 1'-0"



D3 SECTION - VALET DESK AT HIGH COUNTER & 3 DRAWER CABINET WITH DIVIDING PANEL
1" = 1'-0"



D5 MEN/WOMEN'S RESTROOM SINKS
1" = 1'-0"



D7 LACTATION ROOM SINK
1" = 1'-0"

Three inches = one foot
one and one half inches = one foot
one inch = one foot
three quarters inch = one foot
one half inch = one foot
three eighths inch = one foot
one quarter inch = one foot
one eighth inch = one foot
one sixteenth inch = one foot

A
B
C
D
E
F

6/21/2022 2:51:08 PM
C:\Users\jhaelme\Documents\Revit Local Files\201909 Lobby_Cenat_R00_jhaelme.rvt

Revision#	Description	Date
1	ISSUE SET	06/22/2022

CONSULTANTS

ARCHITECTURAL: **BWB** ERICKSEN ROED ASSOCIATES
 STRUCTURAL: **ERA** ERICKSEN ROED ASSOCIATES
 MEP: **DUNHAM** DUNHAM ASSOCIATES, INC.
 CIVIL: **EVS** ENVIRONMENTAL SERVICES
 LANDSCAPE: **CONFLUENCE** CONFLUENCE

ARCHITECT OF RECORD

Stone Group Architects
 600 E 7th Street
 Sioux Falls, SD 57103
 605-271-1144

STAMP

REGISTERED ARCHITECT
 JODI HANSEN
 06/22/2022

Office of Construction and Facilities Management
 VA U.S. Department of Veterans Affairs

Drawing Title: **CASEWORK DETAILS**

Approved: _____

Phase: _____

Project Title: **NEW FRONT LOBBY AND PRIMARY CARE ADDITION**

Location: **SIoux FALLS, SOUTH DAKOTA**

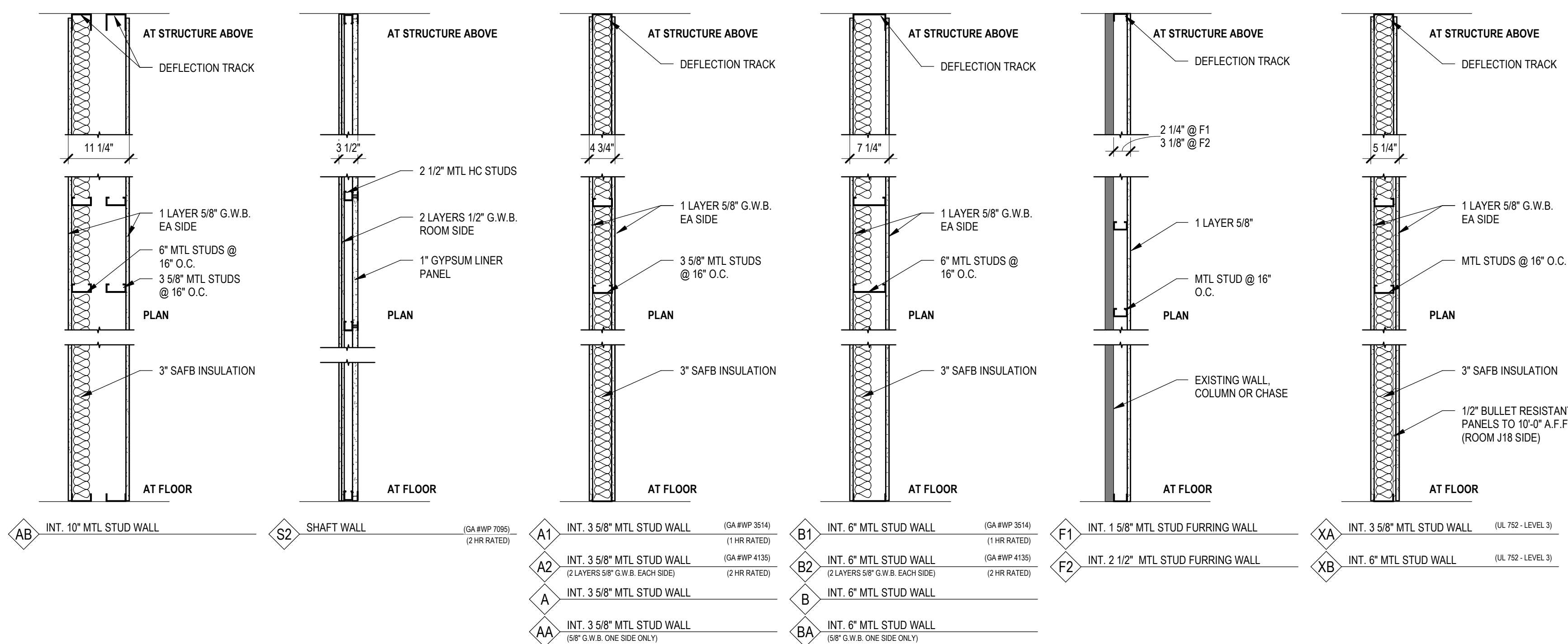
Issue Date: 06/22/2022

Checked: BH

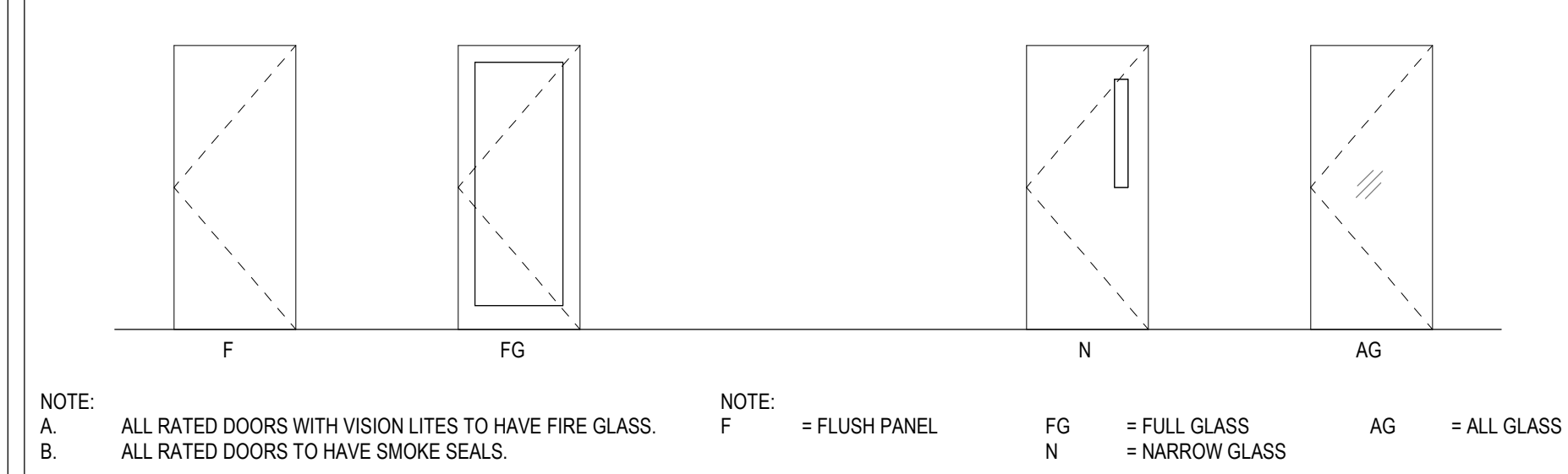
Drawn: JH / DN

Project Number: VA #438-480 SGA #201909 Building Number 5 Drawing Number AE506

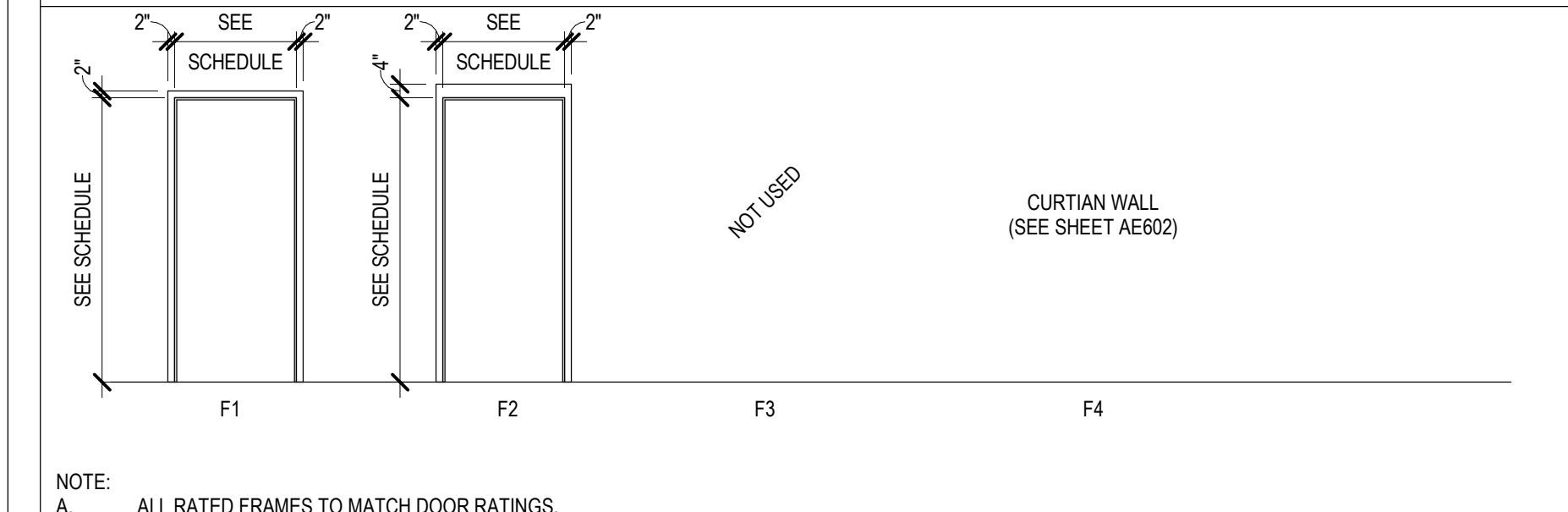
WALL TYPES



DOOR TYPES




FRAME TYPES



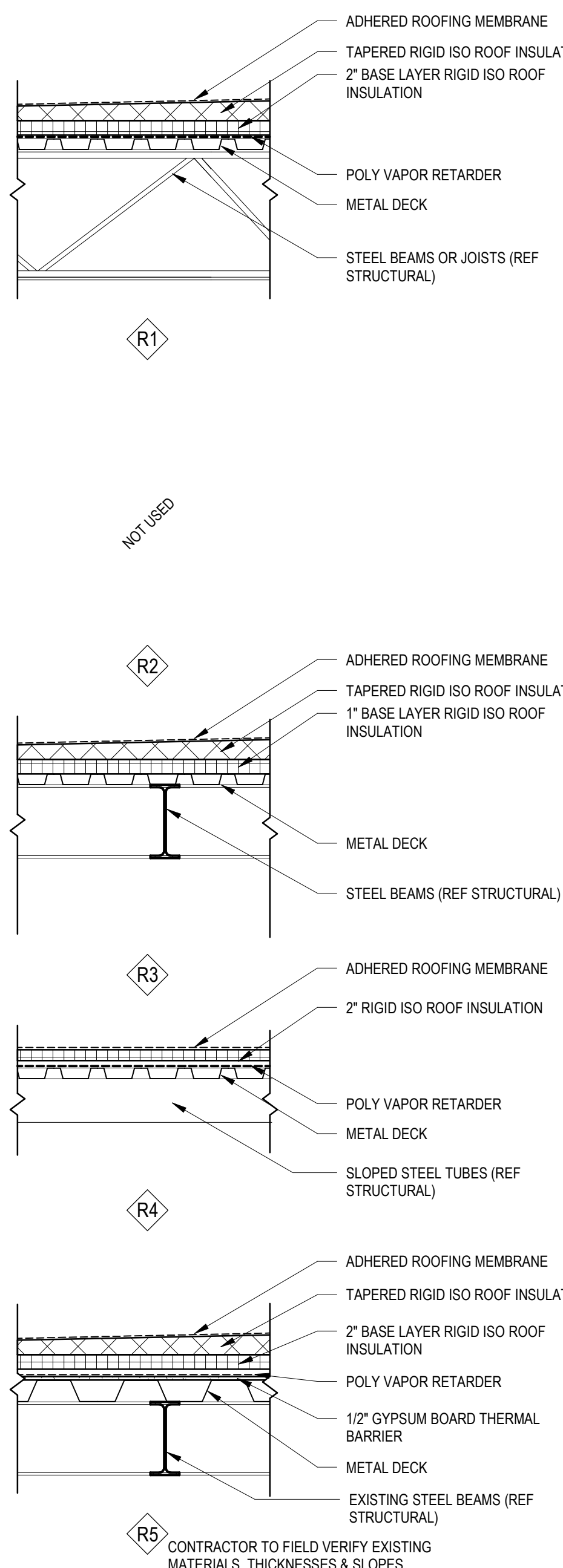
DOOR SCHEDULE

DOOR #	DOOR				FRAME				REMARKS		
	WIDTH	HEIGHT	TYPE	MATERIAL	TYPE	MATERIAL	DEPTH	RATING			
189	6'-0"	7'-0"	F	HM	F1	HM	7 1/8"	90 MIN	25		
A01	3'-0"	7'-0"	N	WD	F1	HM	5 3/4"	-	10		
B5100	3'-4"	7'-0"	FG	ALUM	F4	ALUM	6"	-	20A	MEDIUM STYLE DOOR IN CURTAINWALL FRAME	
C55A	3'-0"	7'-4"	FG	ALUM	F4	ALUM	6"	-	20	MEDIUM STYLE DOOR IN CURTAINWALL FRAME	
C55B	3'-0"	7'-4"	FG	ALUM	F4	ALUM	6"	-	20	MEDIUM STYLE DOOR IN STOREFRONT FRAME	
C55C	3'-0"	7'-4"	FG	ALUM	F4	ALUM	6"	-	14	MEDIUM STYLE DOOR IN CURTAINWALL FRAME	
C55D	3'-0"	7'-4"	FG	ALUM	F4	ALUM	6"	-	14	MEDIUM STYLE DOOR IN CURTAINWALL FRAME	
F00C	3'-6"	7'-4"	FG	ALUM	F4	ALUM	6"	-	23	MEDIUM STYLE DOOR IN CURTAINWALL FRAME	
F02D	3'-6"	7'-0"	N	WD	F1	HM	7 1/8"	90 MIN	22		
J01B	6'-0"	8'-0"							26	OPENING ONLY	
J01C	3'-6"	7'-4"	FG	ALUM	F4	ALUM	0"	-	22	MEDIUM STYLE DOOR IN CURTAINWALL FRAME	
J01D	3'-0"	7'-0"	N	WD	F1	HM	5 3/4"	-	10		
J01E	3'-0"	7'-0"	N	HM	F2	HM	5 3/4"	-	24		
J01F	9'-0"	8'-0"							None	26	BLAST RESISTANT AUTOMATIC SLIDING DOOR ASSEMBLY - SINGLE SLIDE
J01M	14'-0"	8'-0"							None	26	BLAST RESISTANT AUTOMATIC SLIDING DOOR ASSEMBLY - BI-PARTING
J02	3'-0"	7'-0"	AG	GLASS (SPG1)	F4	ALUM CHANNEL	9 1/16"	-	27	ALL GLASS WALL/ENTRANCE SYSTEM	
J03	3'-0"	7'-0"	AG	GLASS (SPG1)	F4	ALUM CHANNEL	9 1/16"	-	27	ALL GLASS WALL/ENTRANCE SYSTEM	
J04	3'-0"	7'-0"	AG	GLASS (SPG1)	F4	ALUM CHANNEL	9 1/16"	-	27	ALL GLASS WALL/ENTRANCE SYSTEM	
J05	3'-0"	7'-0"	AG	GLASS (SPG1)	F4	ALUM CHANNEL	9 1/16"	-	27	ALL GLASS WALL/ENTRANCE SYSTEM	
J06	3'-0"	7'-0"	AG	GLASS (SPG1)	F4	ALUM CHANNEL	9 1/16"	-	27	ALL GLASS WALL/ENTRANCE SYSTEM	
J07	3'-0"	7'-0"	AG	GLASS (SPG1)	F4	ALUM CHANNEL	9 1/16"	-	27	ALL GLASS WALL/ENTRANCE SYSTEM	
J08	3'-0"	7'-0"	AG	GLASS (SPG1)	F4	ALUM CHANNEL	9 1/16"	-	27	ALL GLASS WALL/ENTRANCE SYSTEM	
J09	3'-0"	7'-0"	AG	GLASS (SPG1)	F4	ALUM CHANNEL	9 1/16"	-	27	ALL GLASS WALL/ENTRANCE SYSTEM	
J10	3'-0"	7'-0"	AG	GLASS (SPG1)	F4	ALUM CHANNEL	9 1/16"	-	27	ALL GLASS WALL/ENTRANCE SYSTEM	
J11	3'-0"	7'-0"	AG	GLASS (SPG1)	F4	ALUM CHANNEL	9 1/16"	-	27	ALL GLASS WALL/ENTRANCE SYSTEM	
J12	3'-0"	7'-0"	AG	GLASS (SPG1)	F4	ALUM CHANNEL	9 1/16"	-	27	ALL GLASS WALL/ENTRANCE SYSTEM	
J13	3'-0"	7'-0"	AG	GLASS (SPG1)	F4	ALUM CHANNEL	9 1/16"	-	27	ALL GLASS WALL/ENTRANCE SYSTEM	
J14	3'-0"	7'-0"	AG	GLASS (SPG1)	F4	ALUM CHANNEL	9 1/16"	-	27	ALL GLASS WALL/ENTRANCE SYSTEM	
J15	3'-0"	7'-0"	AG	GLASS (SPG1)	F4	ALUM CHANNEL	9 1/16"	-	27	ALL GLASS WALL/ENTRANCE SYSTEM	
J16	3'-0"	7'-0"	AG	GLASS (SPG1)	F4	ALUM CHANNEL	9 1/16"	-	27	ALL GLASS WALL/ENTRANCE SYSTEM	
J17	3'-0"	7'-0"	AG	GLASS (SPG1)	F4	ALUM CHANNEL	9 1/16"	-	27	ALL GLASS WALL/ENTRANCE SYSTEM	
J18	3'-0"	7'-0"	F	WD	F1	HM	8 1/4"	-	10		
J19A	3'-0"	7'-0"	F	WD	F1	HM	8 1/4"	-	10		
J19B	3'-0"	7'-0"	F	WD	F1	HM	8 1/4"	-	10		
J20	3'-0"	7'-0"	F	WD	F1	HM	5 3/4"	-	21		
J21	3'-0"	7'-0"	F	WD	F1	HM	5 3/4"	-	21		

EXTERIOR WALL TYPES



ROOF TYPES



GENERAL DOOR AND WINDOW NOTES:

- A. PROVIDE GLAZING AS REQUIRED BY NFPA 101.
 - B. VERIFY ALL DOOR AND WINDOW OPENINGS WITH MANUFACTURER.
 - C. PROVIDE ADA APPROVED LEVER TYPE HARDWARE FOR ALL DOORS UNLESS OTHERWISE NOTED (I.O.N.).
 - D. WHERE THRESHOLDS ARE REQUIRED, PROVIDE LOW PROFILE ADA COMPLIANT THRESHOLD.
 - E. COORDINATE DOOR PROTECTION WITH DOOR SUPPLIER.
- HARDWARE SETS:**
1. NON-LOCKING. MAY BE PUSH/PULL, HOSPITAL LATCH, OR LATCHSET.
 2. PRIVACY. MAY BE STANDARD PRIVACY, HOSPITAL PRIVACY (DOUBLE THUMBTURN), KEYED INDICATOR PRIVACY, OR STAFF KEY-ONLY ENTRY INDICATOR PRIVACY.
 3. OFFICE. MAY INCLUDE STANDARD OFFICE WITH THUMBTURN OR ENTRY LOCK WITH THUMBTURN AND DEADLOCK.
 4. CLASSROOM. MAY INCLUDE STANDARD CLASSROOM, DOUBLE-CYLINDER UTILITY FUNCTION (FREE EGRESS ALWAYS AVAILABLE), CLASSROOM HOSPITAL LATCH, UTILITY LATCH BOLT OPERATED BY LEVER FROM EITHER SIDE, EXCEPT WHEN OUTSIDE IS LOCKED BY KEY FROM INSIDE, WHEN OUTSIDE LEVER IS LOCKER LATCH BOLT RETRACTED BY KEY FROM OUTSIDE OR BY OPERATING INSIDE LEVER.
 5. STOREROOM. MAY INCLUDE STANDARD STOREROOM, STOREROOM WITH DEADBOLT, INSTITUTIONAL LOCK (LOCKABLE BOTH SIDES).
 6. STOREROOM. MAY INCLUDE STANDARD STOREROOM, STOREROOM WITH DEADBOLT, INSTITUTIONAL LOCK (LOCKABLE BOTH SIDES).
 7. SPECIAL. COULD INCLUDE ROLL-UP DOORS, WON DOORS, OPERABLE PARTITIONS, SLIDING DOORS, ICU/CUICU DOORS, FOLDING DOORS, ETC.
 8. CLASSROOM. MAY INCLUDE STANDARD CLASSROOM, DOUBLE-CYLINDER UTILITY FUNCTION (FREE EGRESS ALWAYS AVAILABLE), CLASSROOM HOSPITAL LATCH, UTILITY LATCH BOLT OPERATED BY LEVER FROM EITHER SIDE, EXCEPT WHEN OUTSIDE IS LOCKED BY KEY FROM INSIDE, WHEN OUTSIDE LEVER IS LOCKER LATCH BOLT RETRACTED BY KEY FROM OUTSIDE OR BY OPERATING INSIDE LEVER (IPAR).
 9. STOREROOM. MAY INCLUDE STANDARD STOREROOM, STOREROOM WITH DEADBOLT, INSTITUTIONAL LOCK (LOCKABLE BOTH SIDES), (IPAR).
 10. STOREROOM. MAY INCLUDE STANDARD STOREROOM OR STOREROOM WITH DEADLOCK.
 11. PANIC. MAY INCLUDE EXIT ONLY, PULL OR LEVER.
 12. SPECIAL. MAY INCLUDE ROLL-UP DOORS, SLIDING DOORS.
 13. SPECIAL. MAY INCLUDE SLIDING DOORS. (IPAR).

Revision#	Description	Date
1	ISSUE SET	06/22/2022

CONSULTANTS

ARCHITECTURAL: **BWB** 390 St. Peter St, St. Paul, MN 55102

STRUCTURAL: **ERA** 2250 University Ave W, Suite 423-S, St. Paul, MN 55402


MEP: **DUNHAM** 50 South Sixth St, Minneapolis, MN 55402

CIVIL: **EVS** 10023 Valley View Rd, Eden Prairie, MN 55344

LANDSCAPE: **CONFLUENCE** Suite 201, Sioux Falls, SD 57104

ARCHITECT OF RECORD

Stone Group Architects
600 E 7th Street
Sioux Falls, SD 57103
605-271-1144



Office of Construction and Facilities Management

U.S. Department of Veterans Affairs

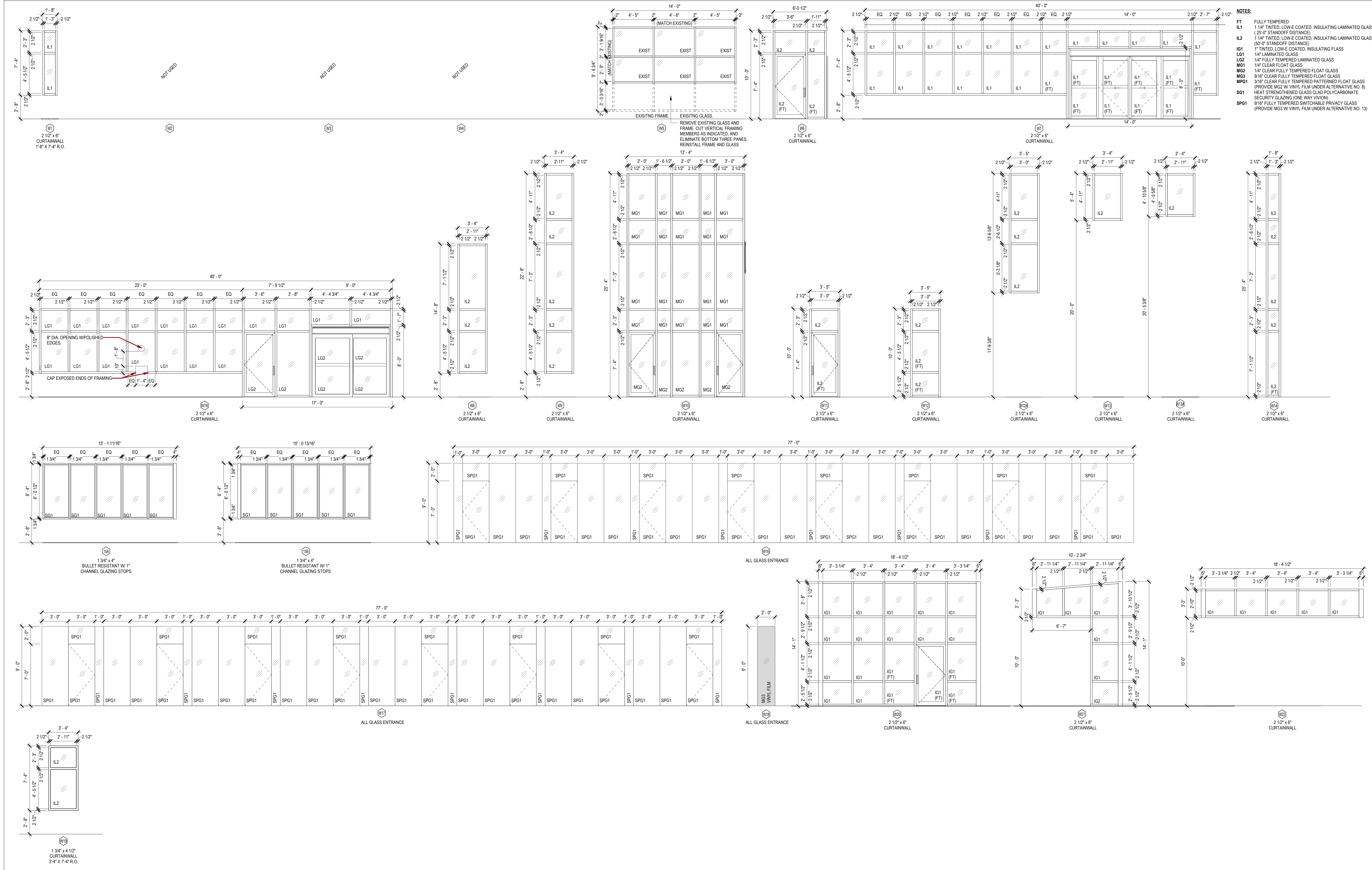
Drawing Title: **SCHEDULES**

Phase: _____

Approved: _____

Project Title NEW FRONT LOBBY AND PRIMARY CARE ADDITION		Project Number VA #438-480 SGA #201909
Location SIoux FALLS, SOUTH DAKOTA		Building Number 5
Issue Date 06/22/2022	Checked BH	Drawn JH / DN
		Drawing Number AE01

WINDOW TYPES



- NOTES:**
- FT FULLY TEMPERED
 - IL1 1 1/4" TINTED, LOW-E COATED, INSULATING LAMINATED GLASS (29'-0" STANDOFF DISTANCE)
 - IL2 1 1/4" TINTED, LOW-E COATED, INSULATING LAMINATED GLASS (50'-0" STANDOFF DISTANCE)
 - IG1 1" TINTED, LOW-E COATED, INSULATING GLASS
 - LG1 1/4" LAMINATED GLASS
 - LG2 1/4" FULLY TEMPERED LAMINATED GLASS
 - MG1 1/4" CLEAR FLOAT GLASS
 - MG2 1/4" CLEAR FULLY TEMPERED FLOAT GLASS
 - MG3 9/16" CLEAR FULLY TEMPERED FLOAT GLASS
 - MPG1 3/16" CLEAR FULLY TEMPERED PATTERNED FLOAT GLASS (PROVIDE MG3 W/ VINYL FILM UNDER ALTERNATIVE NO. 8)
 - SG1 HEAT STRENGTHENED GLASS CLAD POLYCARBONATE SECURITY GLAZING (ONE WAY VISION)
 - SPG1 9/16" FULLY TEMPERED SWITCHABLE PRIVACY GLASS (PROVIDE MG3 W/ VINYL FILM UNDER ALTERNATIVE NO. 13)

CONSULTANTS

ARCHITECTURAL: BWB 380 St. Peter St Suite 600 St. Paul, MN 55102 Phone: 651-223-3701	STRUCTURAL: ERA 2520 University Ave W Suite 423-S St. Paul, MN 55402 Phone: 651-251-1970	MEP: DUNHAM 50 South Sixth St Suite 1100 Minneapolis, MN 55402 Phone: 612-465-7550	CIVIL: EVS 10023 Valley View Rd Suite 140 Eden Prairie, MN 55344 Phone: 952-846-0239	LANDSCAPE: CONFLUENCE 324 N Main Ave Suite 201 Sioux Falls, SD 57104 Phone: 605-339-1205
--	--	--	--	--

ARCHITECT OF RECORD

A/E:
Stone Group Architects
600 E 7th Street
Sioux Falls, SD 57103
605-271-1144

STAMP



Office of Construction and Facilities Management
VA U.S. Department of Veterans Affairs

Drawing Title
WINDOW TYPES

Approved:

Phase

Project Title
NEW FRONT LOBBY AND PRIMARY CARE ADDITION

Location
SIOUX FALLS, SOUTH DAKOTA

Issue Date
06/22/2022

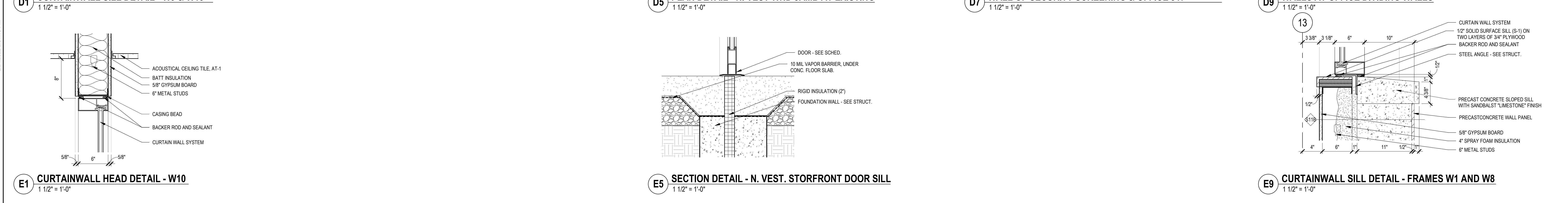
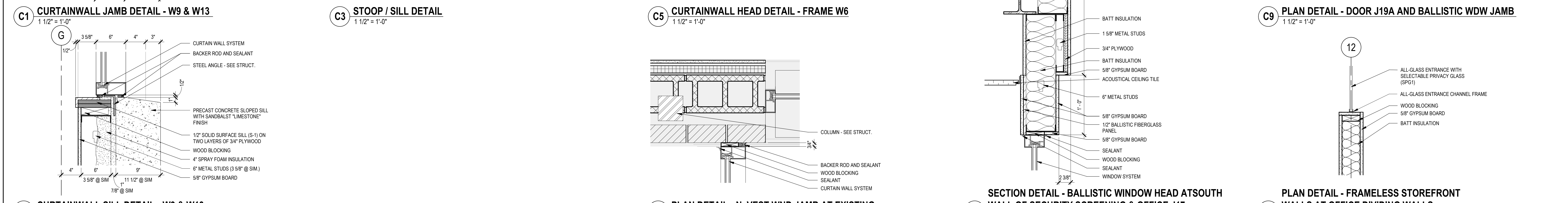
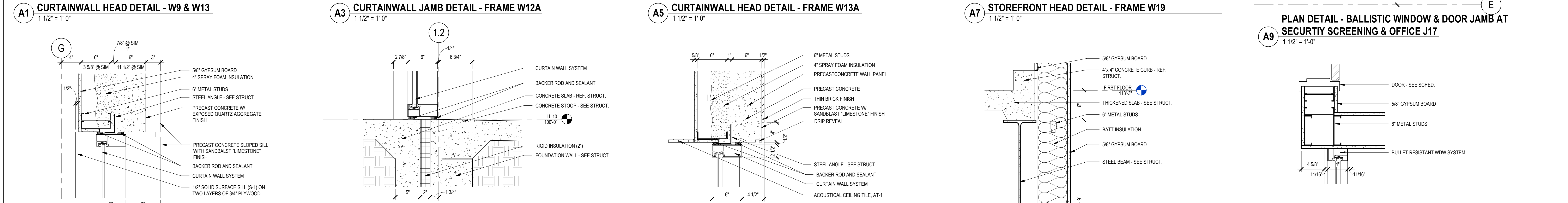
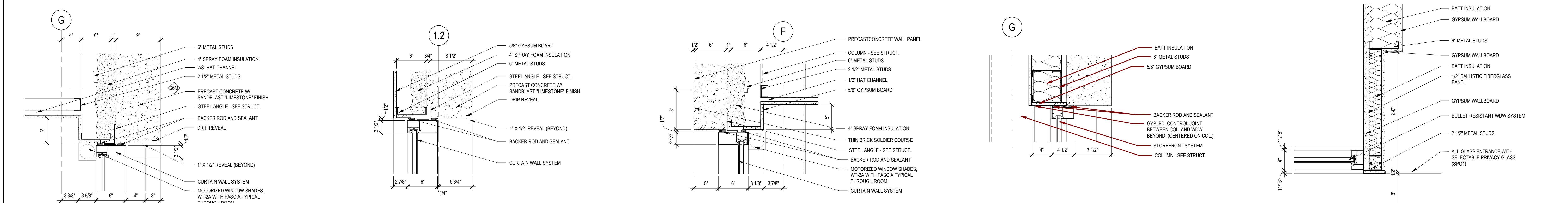
Checked
BH

Drawn
JH/DN

Project Number
VA #438-480
SGA #201909

Building Number
5

Drawing Number
AE002



Revision	Description	Date
1	ISSUE SET	06/22/2022

CONSULTANTS

ARCHITECTURAL: **BWB** (BWR) 380 St. Peter St, Suite 600, St. Paul, MN 55102, Phone: 651-223-3701

STRUCTURAL: **ERA** (ER) 2250 University Ave W, Suite 423-S, St. Paul, MN 55402, Phone: 651-251-1970

MEP: **DUNHAM** (D) 50 South Sixth St, Suite 1100, Minneapolis, MN 55402, Phone: 612-465-7550


CIVIL: **EVS** (E) 10025 Valley View Rd, Suite 140, Eden Prairie, MN 55344, Phone: 952-646-0236

LANDSCAPE: **CONFLUENCE** (C) 524 N Main Ave, Suite 201, Sioux Falls, SD 57104, Phone: 605-339-1205

ARCHITECT OF RECORD

Stone Group Architects
600 E 7th Street
Sioux Falls, SD 57103
605-271-1144

STONE GROUP ARCHITECTS



Office of Construction and Facilities Management
VA U.S. Department of Veterans Affairs

Drawing Title: **WINDOW & DOOR DETAILS**

Phase:

Approved:

Project Title: **NEW FRONT LOBBY AND PRIMARY CARE ADDITION**

Location: **SIoux FALLS, SOUTH DAKOTA**

Issue Date: 06/22/2022

Checked: BH

Drawn: JH / DN

Project Number: **VA #438-480 SGA #201909**

Building Number: **5**

Drawing Number: **AE610**

three inches = one foot
 one and one half inches = one foot
 one inch = one foot
 three quarters inch = one foot
 one half inch = one foot
 three eighths inch = one foot
 one quarter inch = one foot
 one eighth inch = one foot



* FOR VISUALIZATION PURPOSES ONLY. FINAL INSTALLATION MAY DIFFER.

* FOR VISUALIZATION PURPOSES ONLY. FINAL INSTALLATION MAY DIFFER.



* FOR VISUALIZATION PURPOSES ONLY. FINAL INSTALLATION MAY DIFFER.

* FOR VISUALIZATION PURPOSES ONLY. FINAL INSTALLATION MAY DIFFER.

Revision#	Description	Date
1	ISSUE SET	06/22/2022

CONSULTANTS

ARCHITECTURAL: BWB BWB 380 St. Peter St Suite 600 St. Paul, MN 55102 Phone: 651-223-3701	STRUCTURAL: ERA ERICKSEN ROED ASSOCIATES 2250 University Ave W Suite 423-S St. Paul, MN 55402 Phone: 651-251-1970	MEP: DUNHAM DUNHAM ASSOCIATES, INC. 50 South Sixth St Suite 1100 Minneapolis, MN 55402 Phone: 612-465-7550	CIVIL: EVS EVS 10025 Valley View Rd Suite 140 Eden Prairie, MN 55344 Phone: 952-646-0239	LANDSCAPE: CONFLUENCE CONFLUENCE 524 N Main Ave Suite 201 Sioux Falls, SD 57104 Phone: 605-339-1205
---	--	---	---	--

ARCHITECT OF RECORD

A/E/C
 Stone Group Architects
 600 E 7th Street
 Sioux Falls, SD 57103
 605-271-1144

STAMP

Office of
 Construction
 and Facilities
 Management

U.S. Department
 of Veterans Affairs

Drawing Title
3D IMAGES EXTERIOR

Approved:

Phase

Project Title
**NEW FRONT LOBBY AND
 PRIMARY CARE ADDITION**

Location
SIoux FALLS, SOUTH DAKOTA

Issue Date
 06/22/2022


Checked
 BH

Drawn
 JH / DN

Project Number
 VA #438-480
 SGA #201909

Building Number
 5

Drawing Number
AE901




* FOR VISUALIZATION PURPOSES ONLY. FINAL INSTALLATION MAY DIFFER.



* FOR VISUALIZATION PURPOSES ONLY. FINAL INSTALLATION MAY DIFFER.



* FOR VISUALIZATION PURPOSES ONLY. FINAL INSTALLATION MAY DIFFER.




* FOR VISUALIZATION PURPOSES ONLY. FINAL INSTALLATION MAY DIFFER.

Revision#	Description	Date
1	ISSUE SET	06/22/2022

CONSULTANTS	
ARCHITECTURAL: BWBR BWBR 380 St. Peter St Suite 600 St. Paul, MN 55102 Phone: 651-222-3701	STRUCTURAL: ERA Erickson Road Associates 2250 University Ave W Suite 423-S St. Paul, MN 55402 Phone: 651-251-1970
MEP: DUNHAM Dunham Associates, Inc. 50 South Sixth St Suite 1100 Minneapolis, MN 55402 Phone: 612-465-7550	CIVIL: EVS EVS 10025 Valley View Rd Suite 140 Eden Prairie, MN 55344 Phone: 952-846-0239
LANDSCAPE: CONFLUENCE CONFLUENCE 524 N Main Ave Suite 201 Sioux Falls, SD 57104 Phone: 605-339-1205	

ARCHITECT OF RECORD
A/E: Stone Group Architects 600 E 7th Street Sioux Falls, SD 57103 605-271-1144



Office of Construction and Facilities Management VA U.S. Department of Veterans Affairs
--

Drawing Title 3D IMAGES INTERIOR
Approved:

Phase

Project Title NEW FRONT LOBBY AND PRIMARY CARE ADDITION		
Location SIoux FALLS, SOUTH DAKOTA		
Issue Date 06/22/2022	Checked BH	Drawn JH / DN

Project Number VA #438-480 SGA #201909
Building Number 5
Drawing Number AE902

C:\Users\jhaazline\Documents\Revit Local Files\201909 Lobby_Central_R00_jhaazline.rvt
 6/21/2022 2:51:14 PM
 one-eighth inch = one foot
 one-quarter inch = one foot
 three-eighths inch = one foot
 one-half inch = one foot
 one inch = one foot
 three-quarters inch = one foot
 one and one-half inches = one foot
 three inches = one foot